



ADAC Formel 4

Result List Qualifying Race



Provisional

DMSB Reg. Nr.: 92/16
Deutscher Motor Sport Bund e.V.

Saturday, April 16, 2016 8:55:00



Motorsportarena Oschersleben, Length: 3696m

Air temperature: 11.82°C

Track temperature: 12.02°C

Weather condition: Dry

started : 15 classified : 15 not classified : 0

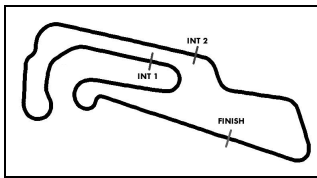
Nr.	Drivers	Sponsor	Laps	Total Time	Gap	Kph	Lap	Time	Kph
Cl.	Car	Competitor							
1	8 L.Engstler(DEU) ADAC Formel 4 powered by Abarth	Liqui Moly Team Engstler	14	20:37.609		151.5	8	1:27.010	152.9
2	33 J.Aberdein(ZAF) R ADAC Formel 4 powered by Abarth	Motopark	14	20:43.409	5.800	151.0	7	1:27.371	152.2
3	46 M.Auricchio(DEU) ADAC Formel 4 powered by Abarth	Team Timo Scheider	14	20:46.278	8.669	150.7	4	1:27.624	151.8
4	27 L.Gachot(GBR) ADAC Formel 4 powered by Abarth	US Racing	14	20:52.031	14.422	150.4	7	1:27.354	152.3
5	23 J.Hanses(DEU) R ADAC Formel 4 powered by Abarth	Team Timo Scheider	14	20:53.200	15.591	149.9	8	1:27.829	151.4
6	24 R.Brezina(DEU) ADAC Formel 4 powered by Abarth	Robin Brezina	14	20:54.445	16.836	149.8	8	1:27.686	151.7
7	19 F.Scherer(CHE) R ADAC Formel 4 powered by Abarth	Jenzer Motorsport	14	20:54.868	17.259	149.9	12	1:27.794	151.5
8	10 A.Estner(DEU) R ADAC Formel 4 powered by Abarth	RS Competition	14	20:56.737	19.128	149.9	9	1:28.018	151.1
9	30 K.Gulbrandsen(NOR) R ADAC Formel 4 powered by Abarth	Team Timo Scheider	14	20:57.148	19.539	149.9	7	1:27.669	151.7
10	9 R.Feller(CHE) R ADAC Formel 4 powered by Abarth	ADAC Berlin-Brandenburg e.V.	14	20:59.419	21.810	149.6	9	1:28.194	150.8
11	18 J.Meikup(EST) ADAC Formel 4 powered by Abarth	Jenzer Motorsport	14	21:00.149	22.540	149.6	10	1:28.176	150.8
12	3 C.Schreiner(DEU) ADAC Formel 4 powered by Abarth	US Racing	14	21:07.323	29.714	148.7	9	1:28.204	150.8
13	21 M.Halder(DEU) ADAC Formel 4 powered by Abarth	Liqui Moly Team Engstler	14	21:08.484	30.875	148.6	11	1:28.522	150.3
14	55 M.Niederhauser(CHE) ADAC Formel 4 powered by Abarth	Rennsport Rössler	14	21:14.179	36.570	147.8	8	1:28.770	149.8
15	7 O.Söderström(SWE) ADAC Formel 4 powered by Abarth	ADAC Berlin-Brandenburg e.V.	12	17:55.572	2 LAP	150.4	9	1:27.525	152.0

Subject to final scrutineering!

Publications Time:

Clerk of the course:

Time Keeping:



ADAC Formel 4

Class Result List Qualifying Race



Provisional

DMSB Reg. Nr.: 92/16
Deutscher Motor Sport Bund e.V.

Saturday, April 16, 2016 8:55:00



Motorsportarena Oschersleben, Length: 3696m
Air temperature: 11.82°C
Track temperature: 12.02°C
Weather condition: Dry

started : 15 classified : 15 not classified : 0

Nr. Drivers	Sponsor	Laps	Total Time	Gap	Kph	Lap	Time	Kph
Car	Competitor							

CLASS: Rookie

Started: 6 Classified: 6 Not Classified: 0

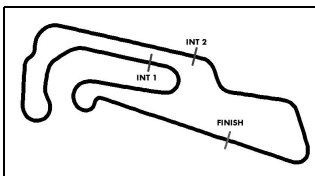
1	33	J.Aberdein(ZAF) ADAC Formel 4 powered by Abarth	Motopark	14	20:43.409		151.0	7	1:27.371	152.2
2	23	J.Hanses(DEU) ADAC Formel 4 powered by Abarth	Team Timo Scheider	14	20:53.200	9.791	149.9	8	1:27.829	151.4
3	19	F.Scherer(CHE) ADAC Formel 4 powered by Abarth	Jenzer Motorsport	14	20:54.868	11.459	149.9	12	1:27.794	151.5
4	10	A.Estner(DEU) ADAC Formel 4 powered by Abarth	RS Competition	14	20:56.737	13.328	149.9	9	1:28.018	151.1
5	30	K.Gulbrandsen(NOR) ADAC Formel 4 powered by Abarth	Team Timo Scheider	14	20:57.148	13.739	149.9	7	1:27.669	151.7
6	9	R.Feller(CHE) ADAC Formel 4 powered by Abarth	ADAC Berlin-Brandenburg e.V.	14	20:59.419	16.010	149.6	9	1:28.194	150.8

Subject to final scrutineering!

Publications Time:

Clerk of the course:

Time Keeping:



ADAC Formel 4

Lap Chart Qualifying Race

Provisional

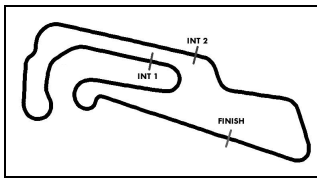


Motorsportarena Oschersleben, Length: 3696 m

Saturday 16.April 2016 8:55

LapCha	1	2	3	4	5	6	7	8	9	10	11	12	13	14	15	16	17	18	19	20	21	22	23	24	25	26	27	28	29	30	31	32	33	34	35	36	37	38	39	40	41	42	43	44	45								
LAP 1	8	33	46	24	23	19	27	7	10	30	9	18	55	3	21																																						
LAP 2	8	33	46	23	24	19	27	7	10	9	30	18	55	3	21																																						
LAP 3	8	33	46	23	24	27	7	10	19	9	30	18	55	3	21																																						
LAP 4	8	33	46	23	24	27	7	10	19	9	30	18	55	3	21																																						
LAP 5	8	33	46	24	27	23	7	10	19	30	9	18	3	55	21																																						
LAP 6	8	33	46	24	27	7	23	10	19	30	9	18	3	55	21																																						
LAP 7	8	33	46	24	27	7	23	10	19	30	9	18	3	55	21																																						
LAP 8	8	33	46	24	27	7	23	10	19	30	9	18	3	55	21																																						
LAP 9	8	33	46	24	27	7	23	10	19	30	9	18	3	55	21																																						
LAP 10	8	33	46	24	27	7	23	10	19	30	9	18	3	21	55																																						
LAP 11	8	33	46	24	27	7	23	19	10	30	9	18	3	21	55																																						
LAP 12	8	33	46	24	27	7	23	19	10	30	9	18	3	21	55																																						
LAP 13	8	33	46	27	23	24	19	10	30	9	18	3	21	55																																							
LAP 14	8	33	46	27	23	24	19	10	30	9	18	3	21	55																																							

. - PIT STOP ' - LAP BEHIND



ADAC Formel 4

Sector List Qualifying Race



Provisional



Motorsportarena Oschersleben, Length: 3696m

Air temperature: 11.82°C

Track temperature: 12.02°C

Weather condition: Dry

DMSB Reg. Nr.: 92/16
Deutscher Motor Sport Bund e.V.

Saturday, April 16, 2016 8:55:00

Lap	Time	SE1	SP1	SE2	SP2	SE3	SP3	TSP	Lap	Time	SE1	SP1	SE2	SP2	SE3	SP3	TSP
3	Schreiner, DEU								theoretical besttime: 1:28.132								
1	1:44.727	45.821	171	32.558	203	26.348	181	176	8	1:28.272	33.928	176	29.720	201	24.624	181	203
2	1:31.903	35.364	176	30.955	204	25.584	180	205	9	1:28.204	33.957	176	29.692	201	24.555	180	204
3	1:30.624	34.834	176	30.562	204	25.228	182	205	10	1:28.476	34.001	175	29.803	200	24.672	180	203
4	1:30.365	34.897	175	30.405	203	25.063	181	205	11	1:28.399	33.885	175	29.832	200	24.682	180	202
5	1:29.544	34.475	175	30.105	201	24.964	180	205	12	1:28.529	34.026	174	29.841	201	24.662	180	202
6	1:29.137	34.360	174	29.984	201	24.793	180	202	13	1:29.415	34.092	175	30.400	200	24.923	180	203
7	1:28.650	34.204	176	29.724	201	24.722	180	203	14	1:31.078	34.341	174	31.056	200	25.681	179	202

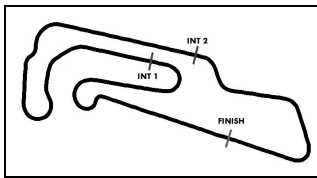
7	Söderström, SWE								theoretical besttime: 1:27.486								
1	1:42.546	43.346	173	32.603	196	26.597	177	173	8	1:27.634	33.607	175	29.581	201	24.446	180	203
2	1:30.096	34.874	176	30.032	203	25.190	180	203	9	1:27.525	33.629	176	29.496	201	24.400	179	204
3	1:29.361	34.592	175	29.889	202	24.880	179	205	10	1:27.736	33.760	176	29.566	202	24.410	180	202
4	1:28.363	33.982	176	29.703	202	24.678	180	204	11	1:28.328	33.735	176	29.909	203	24.684	181	203
5	1:28.659	33.908	177	29.916	203	24.835	183	204	12	1:29.103	33.882	177	30.031	201	25.190	180	205
6	1:28.400	34.239	175	29.632	201	24.529	181	208	13		34.388	174					203
7	1:27.821	33.781	176	29.479	201	24.561	180	203									

8	Engstler, DEU								theoretical besttime: 1:27.006								
1	1:36.520	41.287	172	30.411	200	24.822	181	173	8	1:27.010	33.655	177	29.235	202	24.120	181	202
2	1:28.016	34.096	175	29.479	202	24.441	180	203	9	1:27.816	33.780	176	29.301	202	24.735	181	203
3	1:27.360	33.836	177	29.266	203	24.258	182	202	10	1:27.714	33.757	175	29.329	203	24.628	179	203
4	1:27.321	33.764	177	29.251	203	24.306	180	204	11	1:28.169	33.986	175	29.538	202	24.645	180	203
5	1:27.500	33.651	176	29.353	202	24.496	180	202	12	1:28.292	34.029	175	29.656	201	24.607	180	203
6	1:27.443	33.783	176	29.354	202	24.306	180	203	13	1:28.123	33.944	176	29.517	201	24.662	180	203
7	1:27.330	33.693	172	29.286	204	24.351	180	201	14	1:28.995	34.093	175	29.903	203	24.999	164	204

9	Feller, CHE								theoretical besttime: 1:28.080								
1	1:43.526	44.945	173	32.122	201	26.459	180	176	8	1:28.278	33.877	174	29.640	202	24.761	180	204
2	1:31.227	35.362	174	30.521	201	25.344	179	206	9	1:28.194	33.937	174	29.502	202	24.755	180	204
3	1:29.849	34.401	175	30.337	201	25.111	179	202	10	1:28.433	33.940	173	29.748	202	24.745	179	203
4	1:29.163	34.238	175	29.977	201	24.948	180	203	11	1:28.493	33.943	174	29.764	201	24.786	180	203
5	1:29.875	34.797	177	30.217	201	24.861	180	203	12	1:28.362	33.881	175	29.684	201	24.797	180	202
6	1:28.580	34.051	175	29.801	201	24.728	179	204	13	1:28.450	34.031	175	29.639	202	24.780	180	204
7	1:28.309	33.854	174	29.731	202	24.724	180	203	14	1:28.680	34.042	175	29.680	202	24.958	179	204

10	Estner, DEU								theoretical besttime: 1:27.859								
1	1:42.840	44.545	174	31.893	201	26.402	177	174	8	1:28.268	34.026	177	29.686	200	24.556	178	205
2	1:30.439	35.074	178	30.155	202	25.210	178	206	9	1:28.018	33.656	177	29.673	200	24.689	178	204
3	1:29.133	34.402	176	29.895	204	24.836	179	204	10	1:28.967	34.189	177	29.722	201	25.056	176	204
4	1:28.366	33.943	178	29.748	204	24.675	180	206	11	1:29.139	34.714	179	29.895	200	24.530	179	202
5	1:28.691	33.959	178	29.688	206	25.044	180	205	12	1:28.472	34.051	177	29.788	201	24.633	178	204
6	1:28.946	34.484	177	29.865	202	24.597	179	205	13	1:28.420	33.841	170	29.947	201	24.632	178	203
7	1:28.347	34.062	177	29.687	201	24.598	179	205	14	1:28.691	34.036	176	29.968	201	24.687	178	202

18	Meikup, EST								theoretical besttime: 1:28.082								
1	1:43.920	45.366	168	32.083	201	26.471	180	177	8	1:28.295	34.073	174	29.643	202	24.579	180	204
2	1:32.062	35.723	170	30.574	201	25.765	173	203	9	1:28.481	34.027	175	29.769	201	24.685	179	204
3	1:29.858	34.779	173	30.028	201	25.051	179	201	10	1:28.176	34.025	174	29.686	201	24.465	178	202
4	1:29.205	34.449	173	29.957	201	24.799	180	204	11	1:28.332	33.993	174	29.733	202	24.606	180	202
5	1:29.084	34.344	174	29.796	204	24.944	180	202	12	1:28.226	34.052	174	29.625	201	24.549	180	203
6	1:28.596	34.232	174	29.624	203	24.740	180	204	13	1:28.507	34.031	174	29.741	202	24.735	180	204
7	1:28.539	34.208	174	29.693	201	24.638	180	203	14	1:28.868	34.103	174	30.043	199	24.722	180	202



ADAC Formel 4

Sector List Qualifying Race



Provisional



Motorsportarena Oschersleben, Length: 3696m

Air temperature: 11.82°C

Track temperature: 12.02°C

Weather condition: Dry

DMSB Reg. Nr.: 92/16
Deutscher Motor Sport Bund e.V.

Saturday, April 16, 2016 8:55:00

Lap	Time	SE1	SP1	SE2	SP2	SE3	SP3	TSP	Lap	Time	SE1	SP1	SE2	SP2	SE3	SP3	TSP
19	Scherer, CHE								theoretical besttime: 1:27.549								
1	1:41.144	42.912	173	32.575	197	25.657	178	162	8	1:28.251	33.910	177	29.660	202	24.681	180	203
2	1:30.864	34.733	172	30.332	201	25.799	178	201	9	1:27.966	33.828	175	29.518	201	24.620	178	205
3	1:30.917	35.941	173	29.966	203	25.010	180	200	10	1:28.877	34.173	175	29.547	204	25.157	179	204
4	1:28.395	34.071	175	29.720	202	24.604	178	204	11	1:28.215	34.284	174	29.487	200	24.444	179	206
5	1:28.522	33.988	176	29.592	203	24.942	180	199	12	1:27.794	33.787	174	29.318	201	24.689	177	202
6	1:28.932	34.379	176	29.866	203	24.687	180	204	13	1:27.935	33.871	174	29.618	200	24.446	179	201
7	1:28.391	33.957	176	29.681	204	24.753	180	205	14	1:28.665	33.937	175	29.782	201	24.946	180	204

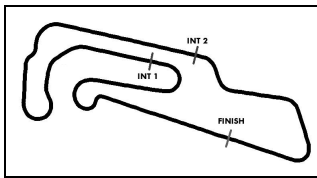
21	Halder, DEU								theoretical besttime: 1:28.430								
1	1:45.063	46.205	172	32.542	201	26.316	181	181	8	1:28.763	34.067	175	29.884	202	24.812	179	203
2	1:32.275	35.508	173	31.089	197	25.678	178	204	9	1:29.011	34.144	175	29.966	200	24.901	178	202
3	1:30.291	34.592	174	30.512	201	25.187	180	201	10	1:28.889	34.267	172	29.811	198	24.811	178	204
4	1:30.627	34.934	174	30.422	200	25.271	178	204	11	1:28.522	34.053	173	29.754	198	24.715	178	200
5	1:29.831	34.317	175	30.623	198	24.891	180	203	12	1:28.605	33.961	173	29.900	197	24.744	178	200
6	1:29.420	34.301	175	30.151	200	24.968	179	204	13	1:29.171	34.010	175	30.032	200	25.129	177	199
7	1:28.771	34.054	173	29.882	201	24.835	179	201	14	1:29.245	34.084	174	30.231	198	24.930	179	200

23	Hanses, DEU								theoretical besttime: 1:27.694								
1	1:39.915	42.634	168	31.117	196	26.164	174	167	8	1:27.829	33.941	175	29.559	200	24.329	179	201
2	1:30.567	35.262	172	30.244	195	25.061	175	200	9	1:27.859	34.017	173	29.433	199	24.409	179	201
3	1:29.439	34.988	173	29.930	197	24.521	177	197	10	1:28.230	34.167	173	29.633	197	24.430	178	200
4	1:28.624	34.137	173	29.693	198	24.794	176	199	11	1:27.988	34.043	174	29.550	200	24.395	178	201
5	1:30.181	35.292	173	29.927	199	24.962	180	200	12	1:28.263	33.932	173	29.787	198	24.544	179	200
6	1:29.239	34.874	175	29.757	200	24.608	179	202	13	1:28.420	34.157	175	29.797	198	24.466	179	202
7	1:28.065	33.944	175	29.674	200	24.447	180	202	14	1:28.581	34.116	174	29.882	197	24.583	177	200

24	Brezina, DEU								theoretical besttime: 1:27.484								
1	1:39.863	43.015	175	30.738	201	26.110	176	173	8	1:27.686	33.839	175	29.414	200	24.433	180	201
2	1:31.056	35.473	172	30.224	202	25.359	180	200	9	1:27.824	33.991	173	29.420	200	24.413	179	201
3	1:29.350	34.739	176	29.984	202	24.627	180	203	10	1:28.350	33.982	175	29.792	200	24.576	179	201
4	1:28.471	34.263	177	29.522	203	24.686	180	204	11	1:28.804	34.458	174	29.886	200	24.460	179	201
5	1:28.471	34.362	174	29.660	198	24.449	180	204	12	1:29.203	34.308	175	29.919	199	24.976	178	200
6	1:27.760	33.894	174	29.514	199	24.352	180	201	13	1:30.798	36.343	175	29.860	201	24.595	179	200
7	1:27.789	33.930	174	29.628	200	24.231	180	201	14	1:29.020	34.148	175	29.980	200	24.892	177	202

27	Gachot, GBR								theoretical besttime: 1:27.354								
1	1:41.966	43.708	170	32.283		25.975	178	174	8	1:27.457	33.621	177	29.416	204	24.420	183	205
2	1:30.196	34.847	175	30.160	201	25.189	183	203	9	1:28.087	33.910	177	29.662	203	24.515	182	207
3	1:29.018	34.335	176	29.867	201	24.816	181	202	10	1:28.070	33.737	175	29.820	202	24.513	182	205
4	1:28.045	33.994	176	29.475	203	24.576	183	204	11	1:28.819	34.253	178	30.003	204	24.563	182	206
5	1:28.883	34.407	174	29.929	199	24.547	183	206	12	1:29.154	34.181	178	29.861	204	25.112	183	206
6	1:27.842	33.725	175	29.389	203	24.728	182	205	13	1:28.727	34.269	177	29.807	200	24.651	180	206
7	1:27.354	33.603	177	29.336	205	24.415	182	204	14	1:28.413	33.978	175	29.679	201	24.756	181	202

30	Gulbrandsen, NOR								theoretical besttime: 1:27.516								
1	1:43.295	44.129	173	32.205	200	26.961	179	173	8	1:27.894	33.796	175	29.484	201	24.614	179	203
2	1:31.905	35.791	175	30.540	203	25.574	179	202	9	1:28.037	33.939	175	29.432	202	24.666	179	204
3	1:29.768	34.292	174	30.266	203	25.210	181	203	10	1:28.774	33.988	177	29.824	199	24.962	180	203
4	1:29.129	34.303	173	29.844	201	24.982	181	206	11	1:28.971	34.390	177	30.027	200	24.554	178	204
5	1:28.441	34.290	174	29.591	200	24.560	179	204	12	1:28.432	34.010	176	29.835	200	24.587	178	203
6	1:27.751	33.833	174	29.581	200	24.337	179	202	13	1:28.424	33.907	175	29.917	200	24.600	178	203
7	1:27.669	33.862	174	29.519	200	24.288	180	202	14	1:28.658	34.045	176	29.943	201	24.670	178	202



ADAC Formel 4

Sector List Qualifying Race



Provisional



Motorsportarena Oschersleben, Length: 3696m

Air temperature: 11.82°C

Track temperature: 12.02°C

Weather condition: Dry

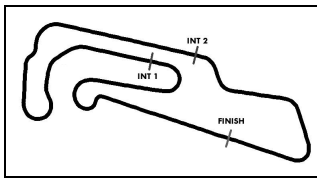
DMSB Reg. Nr.: 92/16
Deutscher Motor Sport Bund e.V.

Saturday, April 16, 2016 8:55:00

Lap	Time	SE1	SP1	SE2	SP2	SE3	SP3	TSP	Lap	Time	SE1	SP1	SE2	SP2	SE3	SP3	TSP
33 Aberdein, ZAF									theoretical besttime: 1:27.230								
1	1:38.059	41.880	173	30.989	198	25.190	178	167	8	1:27.528	33.798	174	29.386	200	24.344	180	201
2	1:29.400	34.868	172	29.772	198	24.760	179	200	9	1:27.543	33.738	175	29.432	200	24.373	180	200
3	1:28.059	34.171	174	29.501	200	24.387	180	200	10	1:27.577	33.833	174	29.471	199	24.273	179	200
4	1:27.737	33.881	173	29.541	198	24.315	179	202	11	1:28.753	33.970	174	30.069	200	24.714	179	201
5	1:27.436	33.873	175	29.435	199	24.128	178	201	12	1:27.966	33.842	174	29.617	197	24.507	178	202
6	1:27.443	33.754	173	29.384	198	24.305	180	200	13	1:28.374	34.004	174	29.875	199	24.495	180	200
7	1:27.371	33.859	174	29.404	199	24.108	179	201	14	1:30.163	34.239	175	30.734	199	25.190	169	202

Lap	Time	SE1	SP1	SE2	SP2	SE3	SP3	TSP	Lap	Time	SE1	SP1	SE2	SP2	SE3	SP3	TSP
46 Auricchio, DEU									theoretical besttime: 1:27.557								
1	1:38.545	42.303	174	30.917	199	25.325	179	171	8	1:28.018	33.911	175	29.714	200	24.393	181	201
2	1:29.361	34.654	175	29.884	202	24.823	180	201	9	1:27.905	33.968	175	29.609	199	24.328	180	202
3	1:28.181	34.129	177	29.668	199	24.384	182	204	10	1:28.406	34.084	176	29.874	198	24.448	180	200
4	1:27.624	33.794	175	29.516	201	24.314	183	202	11	1:28.135	33.817	172	29.933	198	24.385	181	201
5	1:27.962	33.800	176	29.849	197	24.313	179	204	12	1:28.201	33.877	177	29.770	198	24.554	180	201
6	1:27.897	33.728	176	29.823	198	24.346	180	201	13	1:28.661	34.097	175	29.968	200	24.596	179	199
7	1:28.133	33.968	175	29.648	200	24.517	177	201	14	1:29.249	34.148	174	30.384	200	24.717	179	201

Lap	Time	SE1	SP1	SE2	SP2	SE3	SP3	TSP	Lap	Time	SE1	SP1	SE2	SP2	SE3	SP3	TSP
55 Niederhauser, CHE									theoretical besttime: 1:28.629								
1	1:44.339	45.454	168	32.621	199	26.264	182	177	8	1:28.770	34.114	173	29.989	198	24.667	182	203
2	1:32.012	35.459	174	30.869	202	25.684	181	206	9	1:29.157	34.216	175	29.848	199	25.093	180	204
3	1:30.687	34.871	171	30.500	200	25.316	180	206	10	1:29.963	34.970	172	30.097	199	24.896	181	200
4	1:30.342	34.829	174	30.329	199	25.184	180	204	11	1:29.621	34.132	175	30.159	199	25.330	181	203
5	1:30.315	35.036	174	30.268	201	25.011	181	200	12	1:29.817	34.426	173	30.333	198	25.058	180	203
6	1:29.210	34.411	170	29.968	200	24.831	181	204	13	1:29.756	34.396	173	30.312	198	25.048	180	200
7	1:28.985	34.144	174	29.933	200	24.908	181	203	14	1:31.205	34.483	173	31.059	198	25.663	181	200



ADAC Formel 4

Message List Qualifying Race



Provisional

DMSB Reg. Nr.: 92/16
Deutscher Motor Sport Bund e. V.

Saturday, April 16, 2016 8:55:00



Motorsportarena Oschersleben, Length: 3696m

Air temperature: 11.82°C

Track temperature: 12.02°C

Weather condition: Dry

TIME	RACE TIME	MESSAGE
8:44:38.553		pit exit will open at 08:45
8:45:00.383		pit exit is open
8:48:02.000		pit exit closes in 2 minutes
8:50:00.432		pit exit is closed
9:01:35.780		Green flag
9:20:28.274	18:52.494	Yellow flag at turn 7
9:20:48.910	19:13.130	last lap
9:22:12.952	20:37.172	Chequered flag