

ADAC TCR Germany

Result List Qualifying 1



Provisional

Motorsportarena Oschersleben, Length: 3696m

Air temperature: 10.51°C

Track temperature: 10.64°C

Weather condition: Dry

DMSB Reg. Nr.: 93/16
Deutscher Motor Sport Bund e.V.

Saturday, April 16, 2016 8:00:00

started : 17 classified : 17 not classified : 0

Nr.	Drivers	Sponsor	Lap	Best Time	Gap	Diff	Kph	Day Time
Cl.	Car	Competitor						
1	99 J.Files(GBR) SEAT Leon Cup Racer	Target SRL	9	1:35.769			138.9	8:21:44
2	28 P.Eberle(CHE) SEAT Leon Cup Racer	Steibel Motorsport	8	1:35.878	0.109	0.109	138.7	8:19:33
3	6 T.Zimmermann(DEU) VW Golf GTI TCR	Liqui Moly Team Engstler	7	1:35.881	0.112	0.003	138.7	8:20:16
4	13 B.Leuchter(DEU) VW Golf GTI TCR	Racing One	4	1:36.065	0.296	0.184	138.5	8:08:32
5	10 A.Buri(FIN) SEAT Leon Cup Racer	LMS Racing	9	1:36.113	0.344	0.048	138.4	8:21:30
6	41 S.Kirsch(DEU) Honda Civic TCR	ADAC Sachsen e.V.	8	1:36.423	0.654	0.310	137.9	8:19:43
7	7 M.Halder(DEU) SEAT Leon Cup Racer	Liqui Moly Team Engstler	10	1:36.493	0.724	0.070	137.8	8:22:17
8	11 J.Schmarl(AUT) SEAT Leon Cup Racer	Target SRL	10	1:36.688	0.919	0.195	137.6	8:23:26
9	22 H.Proczyk(AUT) SEAT Leon Cup Racer	HP Racing	9	1:36.731	0.962	0.043	137.5	8:25:27
10	34 B.Schouten(NLD) SEAT Leon Cup Racer	ST Motorsport	12	1:36.799	1.030	0.068	137.4	8:25:24
11	18 K.Jordan(DEU) VW Golf GTI TCR	H&R Spezialfedern	10	1:36.921	1.152	0.122	137.2	8:24:40
12	66 R.Jost(CHE) SEAT Leon TCR	TOPCAR Sport	9	1:37.046	1.277	0.125	137.1	8:23:16
13	88 D.Fugel(DEU) Honda Civic TCR	ADAC Sachsen e.V.	4	1:37.480	1.711	0.434	136.4	8:08:28
14	59 M.Beckhusen(DEU) SEAT Leon Cup Racer	Target SRL	7	1:37.526	1.757	0.046	136.4	8:22:50
15	61 M.Dablender(AUT) SEAT Leon Cup Racer	Seat Austria	5	1:37.840	2.071	0.314	135.9	8:16:43
16	5 D.Conrad(CHE) VW Golf GTI TCR	Liqui Moly Team Engstler	10	1:38.647	2.878	0.807	134.8	8:25:43
17	8 T.Lautenschlager(DEU) VW Golf GTI TCR	Liqui Moly Team Engstler	8	1:38.671	2.902	0.024	134.8	8:23:44

Classification limit: 110% Time: 1:45.345

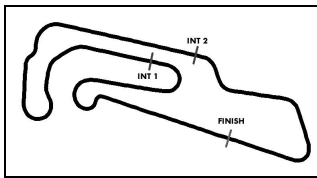
race director decision cancellation of the relevant lap time, track limits for car no.8.59.22.7.11

Subject to final scrutineering!

Publications Time:

Clerk of the course:

Time Keeping:



ADAC TCR Germany



Sector List Qualifying 1

Provisional

Motorsportarena Oschersleben, Length: 3696m

Air temperature: 10.51°C

Track temperature: 10.64°C

Weather condition: Dry

DMSB Reg. Nr.: 93/16
Deutscher Motor Sport Bund e.V.

Saturday, April 16, 2016 8:00:00

Lap	Time	SE1	SP1	SE2	SP2	SE3	SP3	TSP	Lap	Time	SE1	SP1	SE2	SP2	SE3	SP3	TSP
5 Conrad, CHE									theoretical besttime: 1:38.647								
1	2:51.473	1:31.250	112	45.609	129	34.614	138		6	1:39.602	37.332	167	34.231	194	28.039	172	201
2	2:10.690	44.060	162	37.841	187	48.789	59	149	7	1:58.123	37.536	160	50.859	184	29.728	170	200
3	5:24.809	3:48.087	160	44.540	128	52.182	59		8	1:40.513	37.856	168	34.678	197	27.979	173	200
4	4:56.397	3:46.063	131	38.032	154	32.302	170		9	1:39.358	37.141	169	34.352	197	27.865	174	202
5	1:43.025	39.783	167	34.931	195	28.311	173	157	10	1:38.647	37.085	168	33.979	197	27.583	174	203

6 Zimmermann, DEU									theoretical besttime: 1:35.831								
1	2:46.888	1:26.036	103	47.831	123	33.021	151		5	1:40.160	37.816	165	34.029	107	28.315	173	203
2	2:08.408	41.596	166	37.094	151	49.718	49	164	6	1:38.688	36.342	170	32.804	171	29.542	174	203
3	4:52.861	3:25.187	146	37.335	151	50.339	59		7	1:35.881	36.392	169	32.555	197	26.934	173	203
4	5:32.357	4:23.652	150	37.637	178	31.068	174		8	1:54.306	36.983	167	33.129	197	44.194	59	202

7 Halder, DEU									theoretical besttime: 1:36.311								
1	2:10.504	56.229	115	41.011	146	33.264	142		7	1:44.024	37.511	158	35.407	171	31.106	170	196
2	1:47.278	41.949	155	35.449	190	29.880	170	156	8	1:37.455	37.324	165	33.050	193	27.081	170	196
3	1:39.220	38.307	164	33.392	193	27.521	170	196	9	1:40.363	36.691	165	35.554	168	28.118	170	197
4	1:37.902	37.336	164	33.154	193	27.412	169	196	10	1:36.493	36.751	165	32.792	194	26.950	171	197
5	4:37.161	37.176	465	32.988	493	26.997	470	497	11	1:36.976	36.651	166	33.120	193	27.205	170	199
5	2:18.062	40.079	162	40.854	105	57.129	54	178	12	1:36.592	36.758	165	32.710	194	27.124	170	198
6	4:28.558	3:22.852	144	36.823	173	28.883	169										

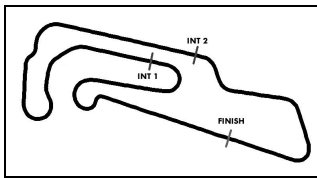
8 Lautenschlager, DEU									theoretical besttime: 1:38.660								
1	2:30.594	1:04.476	85	49.892	108	36.226	137		6	1:39.243	37.284	170	34.025	198	27.934	175	205
2	4:53.042	43.505	456	37.750	470	34.787	470	445	7	1:39.640	37.224	169	34.515	196	27.901	174	198
2	1:45.851	39.625	165	36.309	193	29.917	171	197	8	4:38.364	37.060	470	33.514	496	27.790	473	203
3	2:03.937	38.791	168	35.765	193	49.381	53	200	8	1:38.671	36.929	170	33.830	196	27.912	173	203
4	7:10.887	6:01.305	119	38.831	153	30.751	173		9	4:38.443	37.424	470	33.465	497	27.554	472	202
5	1:43.107	40.253	169	34.480	197	28.374	174	148	9	2:08.867	41.605	141	38.624	169	48.638	55	199

10 Buri, FIN									theoretical besttime: 1:36.077								
1	2:03.475	50.246	146	41.295	139	31.934	167		6	1:37.601	37.542	166	32.858	195	27.201	169	198
2	2:02.694	40.150	163	36.074	190	46.470	58	190	7	1:37.429	37.009	165	32.585	195	27.835	170	199
3	3:56.596	2:52.546	161	35.424	189	28.626	170		8	1:36.794	37.071	163	32.626	195	27.097	169	199
4	2:06.272	37.686	166	37.761	125	50.825	58	198	9	1:36.113	36.673	166	32.621	196	26.819	170	199
5	4:52.177	3:49.845	164	34.384	194	27.948	169		10	1:54.060	36.717	166	33.191	191	44.152	58	200

11 Schmarl, AUT									theoretical besttime: 1:36.688								
1	2:40.408	1:20.428	94	46.227	130	33.753	141		7	1:38.680	37.475	165	33.535	193	27.670	170	197
2	2:12.724	42.723	135	39.863	141	50.138	53	157	8	1:37.449	37.096	166	33.078	193	27.275	170	197
3	3:51.682	2:46.516	159	36.041	187	29.125	169		9	1:36.997	36.860	165	32.925	194	27.212	169	198
4	2:19.629	44.111	124	43.365	101	52.153	58	197	10	1:36.688	36.691	166	32.869	194	27.128	170	198
5	4:11.723	3:00.433	134	39.297	136	31.993	170		11	4:36.489	36.642	465	32.882	493	26.995	470	498
6	1:39.212	38.088	165	33.584	193	27.540	170	198	11	2:05.076	40.389	145	36.427	174	48.260	58	198

13 Leuchter, DEU									theoretical besttime: 1:36.065								
1	3:38.579	2:09.185	89	56.932	79	32.462	171		4	1:36.065	36.499	170	32.603	197	26.963	174	203
2	1:39.666	38.205	169	33.719	197	27.742	174	200	5	2:15.321	39.099	98	44.853	136	51.369	59	202
3	1:36.998	37.095	169	32.762	196	27.141	175	202									

18 Jordan, DEU									theoretical besttime: 1:36.921								
1	2:26.773	1:06.930	121	45.585	120	34.258	173		6	6:04.150	4:54.124	161	40.461	123	29.565	174	
2	1:49.422	43.411	104	36.511	194	29.500	175	158	7	3:05.763	41.618	165	33.505	199	1:50.640	55	203
3	1:43.082	38.196	165	34.114	199	30.772	174	204	8	2:35.706	1:33.752	166	34.092	200	27.862	174	
4	1:39.482	37.791	166	33.807	200	27.884	175	203	9	1:37.977	37.254	168	33.145	200	27.578	175	202
5	2:00.628	36.957	170	35.248	191	48.423	52	203	10	1:36.921	36.654	169	32.918	200	27.349	175	203



ADAC TCR Germany



Sector List Qualifying 1

Provisional

Motorsportarena Oschersleben, Length: 3696m

Air temperature: 10.51°C

Track temperature: 10.64°C

Weather condition: Dry

DMSB Reg. Nr.: 93/16
Deutscher Motor Sport Bund e.V.

Saturday, April 16, 2016 8:00:00

Lap	Time	SE1	SP1	SE2	SP2	SE3	SP3	TSP	Lap	Time	SE1	SP1	SE2	SP2	SE3	SP3	TSP
22	Proczyk, AUT								theoretical besttime: 1:36.731								
1	2:28.492	1:10.899	140	43.786	135	33.807	167		6	2:17.566	57.589	163	35.611	193	44.366	59	201
2	1:46.418	41.257	153	35.916	191	29.245	170	180	7	3:03.782	1:59.896	161	35.504	192	28.382	170	
3	1:40.340	38.009	165	34.332	194	27.999	171	199	8	1:38.900	37.622	167	33.541	198	27.737	172	200
4	1:55.829	37.430	166	33.889	195	44.510	59	199	9	1:37.069	36.920	168	32.984	198	27.168	172	202
5	7:21.535	6:16.083	161	36.183	174	29.269	171		9	1:36.731	36.821	168	32.811	198	27.099	171	200

28	Eberle, CHE								theoretical besttime: 1:35.878								
1	3:15.570	1:38.315	69	57.860	63	39.395	164		6	5:48.219	4:35.412	89	43.693	149	29.114	169	
2	1:43.769	39.789	163	35.053	192	28.927	170	192	7	1:37.939	37.427	163	32.740	194	27.772	170	197
3	1:39.024	38.009	163	33.350	194	27.665	169	198	8	1:35.878	36.434	166	32.460	194	26.984	170	199
4	1:37.731	37.369	165	32.924	194	27.438	170	198	9	2:08.477	41.896	149	38.193	159	48.388	58	174
5	2:14.092	37.097	154	43.102	138	53.893	46	197									

34	Schouten, NLD								theoretical besttime: 1:36.799								
1	2:57.199	1:42.053	90	43.296	140	31.850	140		7	1:41.708	39.091	164	34.366	193	28.251	170	175
2	1:51.241	43.179	143	39.562	190	28.500	169	171	8	1:39.720	37.168	166	33.951	176	28.601	169	200
3	1:40.727	38.624	165	34.265	191	27.838	170	196	9	1:39.829	37.035	165	35.732	193	27.062	170	199
4	1:39.032	37.781	165	33.570	192	27.681	170	197	10	1:42.173	37.033	165	37.642	193	27.498	168	199
5	2:01.705	37.189	166	37.233	163	47.283	58	197	11	1:37.024	36.915	165	33.044	192	27.065	170	197
6	5:16.674	4:05.340	134	38.913	154	32.421	165		12	1:36.799	36.876	165	32.891	193	27.032	170	197

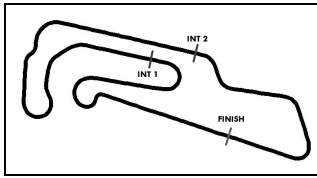
41	Kirsch, DEU								theoretical besttime: 1:36.180								
1	3:22.124	2:00.403	95	48.775	112	32.946	163		6	5:43.922	4:38.558	151	35.711	168	29.653	173	
2	1:47.625	41.280	163	36.304	176	30.041	172	171	7	1:40.934	36.708	168	32.847	169	31.379	174	200
3	1:39.386	37.790	168	33.487	196	28.109	173	200	8	1:36.423	36.951	169	32.439	197	27.033	173	201
4	1:36.711	36.762	167	32.567	198	27.382	174	200	9	2:17.092	42.491	142	40.837	110	53.764	58	201
5	2:15.738	40.321	107	44.394	130	51.023	58	201									

59	Beckhusen, DEU								theoretical besttime: 1:37.364								
1	2:36.329	1:17.666	100	45.076	120	33.587	140		6	1:39.588	37.516	163	34.014	195	28.058	169	195
2	2:15.011	44.479	121	39.544	152	50.988	53	164	7	1:38.243	37.434	165	33.459	194	27.353	168	198
3	8:16.388	3:22.714	161	3:56.852	93	56.822	56		7	1:37.526	36.984	166	33.370	192	27.172	168	197
4	3:06.480	2:01.287	142	36.408	189	28.785	167		8	1:37.530	37.150	163	33.259	192	27.121	167	197
5	1:40.195	37.912	165	33.780	192	28.503	167	196									

61	Dablander, AUT								theoretical besttime: 1:37.559								
1	2:32.596	1:13.447	134	45.129	163	34.020	163		4	5:14.012	4:11.400	158	34.711	190	27.901	171	
2	2:10.386	43.825	158	38.923	182	47.638	58	171	5	1:37.840	37.276	165	32.997	194	27.567	171	197
3	5:07.598	3:39.030	156	37.166	146	51.402	58		6	1:57.249	36.995	164	34.510	194	45.744	58	198

66	Jost, CHE								theoretical besttime: 1:36.715								
1	2:30.864	1:06.909	89	48.204	111	35.751	137		6	1:37.667	37.000	169	32.991	200	27.676	175	204
2	2:06.833	42.078	163	37.101	175	47.654	57	183	7	1:37.203	36.751	169	32.908	198	27.544	174	203
3	4:59.264	3:29.815	160	39.203	179	50.246	56		8	1:37.111	36.821	169	32.706	200	27.584	173	204
4	5:30.855	4:25.838	161	35.847	183	29.170	173		9	1:37.046	36.635	169	33.037	198	27.374	174	202
5	1:38.877	37.842	169	33.372	199	27.663	174	202	10	1:37.284	36.775	170	32.877	198	27.632	173	203

88	Fugel, DEU								theoretical besttime: 1:37.405								
1	3:22.577	2:06.705	128	43.466	111	32.406	169		5	2:16.280	39.750	106	43.945	131	52.585	55	202
2	1:47.547	41.716	156	36.649	182	29.182	175	170	6	5:42.620	4:37.166	162	36.501	175	28.953	174	
3	1:40.457	38.144	149	34.107	197	28.206	174	189	7	2:04.921	37.220	169	33.324	184	54.377	50	197
4	1:37.480	37.295	169	33.017	197	27.168	174	197	8	3:24.954	1:57.909	119	36.417	155	50.628	46	



ADAC TCR Germany

Sector List Qualifying 1

Provisional



Motorsportarena Oschersleben, Length: 3696m

Air temperature: 10.51°C

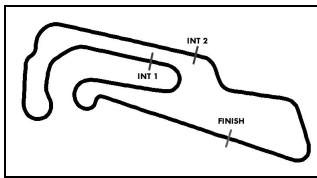
Track temperature: 10.64°C

Weather condition: Dry

DMSB Reg. Nr.: 93/16
Deutscher Motor Sport Bund e. V.

Saturday, April 16, 2016 8:00:00

Lap	Time	SE1	SP1	SE2	SP2	SE3	SP3	TSP	Lap	Time	SE1	SP1	SE2	SP2	SE3	SP3	TSP
99 Files, GBR									theoretical besttime: 1:35.769								
1	2:34.654	1:15.954	103	45.301	132	33.399	148		6	1:39.821	37.171	164	34.886	184	27.764	168	197
2	2:10.070	44.389	140	38.738	183	46.943	56	163	7	1:36.752	36.798	165	32.764	192	27.190	169	195
3	3:57.312	2:51.998	158	36.345	176	28.969	163		8	1:36.679	36.959	164	32.819	192	26.901	169	197
4	2:14.937	42.484	115	42.604	137	49.849	57	190	9	1:35.769	36.395	164	32.474	193	26.900	170	197
5	4:17.596	3:09.107	154	36.670	172	31.819	169		10	1:57.760	38.562	160	34.184	188	45.014	57	179



ADAC TCR Germany

Result List Qualifying 2

Provisional



Motorsportarena Oschersleben, Length: 3696m

Air temperature: 10.94°C

Track temperature: 11.05°C

Weather condition: Dry

DMSB Reg. Nr.: 93/16
Deutscher Motor Sport Bund e.V.

Saturday, April 16, 2016 8:25:00

started : 12 classified : 12 not classified : 0

	Nr. Drivers	Sponsor	Lap	Best Time	Gap	Diff	Kph	Day Time
	Cl. Car	Competitor						
1	41 S.Kirsch(DEU) Honda Civic TCR	ADAC Sachsen e.V.	6	1:35.589			139.1	8:40:29
2	13 B.Leuchter(DEU) VW Golf GTI TCR	Racing One	5	1:35.594	0.005	0.005	139.1	8:38:14
3	6 T.Zimmermann(DEU) VW Golf GTI TCR	Liqui Moly Team Engstler	4	1:35.829	0.240	0.235	138.8	8:37:02
4	28 P.Eberle(CHE) SEAT Leon Cup Racer	Steibel Motorsport	4	1:35.877	0.288	0.048	138.7	8:37:12
5	99 J.Files(GBR) SEAT Leon Cup Racer	Target SRL	5	1:35.943	0.354	0.066	138.6	8:40:03
6	34 B.Schouten(NLD) SEAT Leon Cup Racer	ST Motorsport	6	1:36.123	0.534	0.180	138.4	8:40:02
7	22 H.Proczyk(AUT) SEAT Leon Cup Racer	HP Racing	4	1:36.312	0.723	0.189	138.1	8:38:28
8	11 J.Schmarl(AUT) SEAT Leon Cup Racer	Target SRL	5	1:36.364	0.775	0.052	138.0	8:40:06
9	18 K.Jordan(DEU) VW Golf GTI TCR	H&R Spezialfedern	4	1:36.481	0.892	0.117	137.9	8:37:23
10	10 A.Buri(FIN) SEAT Leon Cup Racer	LMS Racing	3	1:36.488	0.899	0.007	137.8	8:34:53
11	7 M.Halder(DEU) SEAT Leon Cup Racer	Liqui Moly Team Engstler	4	1:36.679	1.090	0.191	137.6	8:39:53
12	66 R.Jost(CHE) SEAT Leon TCR	TOPCAR Sport	3	1:37.235	1.646	0.556	136.8	8:35:10

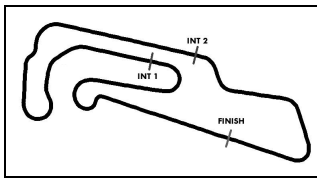
race director decision cancellation of the relevant lap time, track limits for car no. 22, 11, 99

Subject to final scrutineering!

Publications Time:

Clerk of the course:

Time Keeping:



ADAC TCR Germany

Sector List Qualifying 2



Provisional

Motorsportarena Oschersleben, Length: 3696m

Air temperature: 10.94°C

Track temperature: 11.05°C

Weather condition: Dry

DMSB Reg. Nr.: 93/16
Deutscher Motor Sport Bund e.V.

Saturday, April 16, 2016 8:25:00

Lap	Time	SE1	SP1	SE2	SP2	SE3	SP3	TSP	Lap	Time	SE1	SP1	SE2	SP2	SE3	SP3	TSP
6	Zimmermann, DEU								theoretical besttime: 1:35.829								
1	2:38.437	1:20.129	141	39.505	136	38.803	114		4	1:35.829	36.304	169	32.689	196	26.836	173	201
2	1:41.522	41.587	167	33.008	196	26.927	173	146	5	1:36.164	36.484	169	32.757	197	26.923	174	203
3	1:36.255	36.614	170	32.732	196	26.909	173	202	6	1:36.287	36.516	169	32.923	196	26.848	174	203

7	Halder, DEU								theoretical besttime: 1:36.679								
1	5:19.367	4:12.242	129	38.653	153	28.472	168		3	1:48.748	43.697	165	35.498	93	29.553	169	196
2	1:37.927	37.642	164	33.262	193	27.023	170	194	4	1:36.679	36.998	165	32.827	194	26.854	170	197

10	Buri, FIN								theoretical besttime: 1:36.023								
1	2:08.198	1:04.601	159	35.261	190	28.336	170		4	1:39.375	37.867	163	34.546	196	26.962	171	200
2	1:37.651	37.514	163	33.037	193	27.100	170	198	5	1:39.306	36.530	165	35.392	189	27.384	170	200
3	1:36.488	36.752	166	32.531	196	27.205	170	199	6	1:36.561	36.711	166	32.748	195	27.102	170	199

11	Schmarl, AUT								theoretical besttime: 1:36.198								
1	2:17.725	1:10.719	135	37.891	171	29.115	152		4	1:36.306	36.766	164	32.605	196	26.935	171	200
2	1:51.782	41.688	131	39.808	150	30.286	170	156	4	1:36.375	36.623	166	32.655	196	27.097	170	200
3	1:36.854	37.041	166	32.786	195	27.027	171	198	5	1:36.364	36.575	165	32.596	196	27.193	168	200

13	Leuchter, DEU								theoretical besttime: 1:35.474								
1	2:14.729	1:05.052	166	35.864	192	33.813	146		4	1:35.602	36.377	168	32.503	197	26.722	174	202
2	1:41.989	39.389	168	35.308	196	27.292	173	157	5	1:35.594	36.407	169	32.498	198	26.689	174	202
3	1:35.812	36.533	166	32.580	196	26.699	173	201	6	1:36.017	36.617	168	32.408	196	26.992	173	202

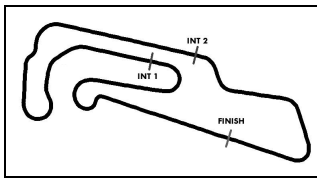
18	Jordan, DEU								theoretical besttime: 1:36.478								
1	2:59.699	1:53.225	115	37.426	178	29.048	175		4	1:36.481	36.571	169	32.725	200	27.185	174	204
2	1:39.760	38.156	167	33.691	199	27.913	174	203	5	1:40.120	37.247	164	35.220	197	27.653	174	204
3	1:37.146	36.939	167	33.025	199	27.182	175	204	6		36.851	168	32.968	199			203

22	Proczyk, AUT								theoretical besttime: 1:36.218								
1	2:28.134	1:22.955	160	36.433	188	28.746	170		4	1:36.312	36.579	167	32.703	199	27.030	173	200
2	1:40.141	37.609	167	34.213	194	28.319	171	201	5	1:35.912	36.237	167	32.649	198	27.026	172	203
3	1:37.111	36.485	167	33.193	198	27.433	172	201	5		54.818	78	1:00.032	118			146
4	1:36.380	36.428	168	32.727	198	27.225	170	202									

28	Eberle, CHE								theoretical besttime: 1:35.821								
1	2:52.263	1:28.433	84	48.013	76	35.817	167		4	1:35.877	36.547	164	32.441	194	26.889	170	198
2	1:37.271	37.572	162	32.665	194	27.034	170	195	5	1:36.131	36.550	165	32.452	193	27.129	170	198
3	1:36.044	36.714	165	32.385	194	26.945	170	198	6		36.693	164	32.743	192			198

34	Schouten, NLD								theoretical besttime: 1:36.108								
1	2:25.690	1:21.110	144	36.740	191	27.840	170		4	1:36.228	36.680	166	32.735	194	26.813	170	199
2	1:39.204	38.196	165	33.751	194	27.257	170	197	5	1:37.364	36.704	165	33.037	191	27.623	170	198
3	1:37.078	37.120	164	33.114	192	26.844	170	199	6	1:36.123	36.605	166	32.750	193	26.768	169	197

41	Kirsch, DEU								theoretical besttime: 1:35.356								
1	2:56.640	1:34.780	102	47.486	77	34.374	173		4	1:35.692	36.134	168	32.638	197	26.920	173	201
2	1:38.326	37.739	166	33.216	196	27.371	174	200	5	1:35.626	36.307	168	32.423	197	26.896	173	201
3	1:36.662	36.830	168	32.482	196	27.350	174	202	6	1:35.589	36.182	167	32.326	197	27.081	173	202



ADAC TCR Germany

Sector List Qualifying 2

Provisional



Motorsportarena Oschersleben, Length: 3696m

Air temperature: 10.94°C

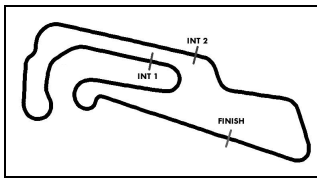
Track temperature: 11.05°C

Weather condition: Dry

DMSB Reg. Nr.: 93/16
Deutscher Motor Sport Bund e.V.

Saturday, April 16, 2016 8:25:00

Lap	Time	SE1	SP1	SE2	SP2	SE3	SP3	TSP	Lap	Time	SE1	SP1	SE2	SP2	SE3	SP3	TSP
66	Jost, CHE								theoretical besttime: 1:36.882								
1	2:22.222	1:11.719	121	41.575	121	28.928	173		3	1:37.235	37.031	167	33.089	193	27.115	172	203
2	1:39.887	37.533	168	34.586	158	27.768	173	200	4	1:56.744	36.678	170	33.359	177	46.707	56	202
99	Files, GBR								theoretical besttime: 1:35.889								
1	2:15.696	1:04.709	161	39.970	147	31.017	143		4	1:36.594	36.471	165	32.828	189	27.295	169	199
2	1:43.188	40.806	155	34.704	181	27.678	170	147	5	1:36.339	36.644	166	32.617	194	27.078	169	197
3	1:44.783	43.718	115	33.874	194	27.191	171	198	5	1:35.943	36.525	165	32.553	194	26.865	170	199



ADAC TCR Germany

Combined Qualifying 2

Provisional



Motorsportarena Oschersleben, Length: 3696m

Air temperature: 10.94°C

Track temperature: 11.05°C

Weather condition: Dry

DMSB Reg. Nr.: 93/16
Deutscher Motor Sport Bund e.V.

Saturday, April 16, 2016 8:25:00

started : classified : not classified :

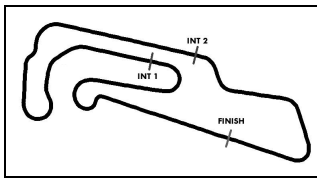
	Nr. Drivers		Team	Time 1	Lap	Time 2	Lap
	Cl. Car		Entrant				
1	41 S.Kirsch(DEU)		Team Honda ADAC	1:36.423	8	1:35.589	6
	Honda Civic TCR		ADAC Sachsen e.V.				
2	13 B.Leuchter(DEU)		Racing One	1:36.065	4	1:35.594	5
	VW Golf GTI TCR		Racing One				
3	6 T.Zimmermann(DEU)		Liqui Moly Team Engstler	1:35.881	7	1:35.829	4
	VW Golf GTI TCR		Liqui Moly Team Engstler				
4	28 P.Eberle(CHE)		Steibel Motorsport	1:35.878	8	1:35.877	4
	SEAT Leon Cup Racer		Steibel Motorsport				
5	99 J.Files(GBR)		Target Competition	1:35.769	9	1:35.943	5
	SEAT Leon Cup Racer		Target SRL				
6	34 B.Schouten(NLD)		ST Motorsport	1:36.799	12	1:36.123	6
	SEAT Leon Cup Racer		ST Motorsport				
7	22 H.Proczyk(AUT)		HP Racing	1:36.731	9	1:36.312	4
	SEAT Leon Cup Racer		HP Racing				
8	11 J.Schmarl(AUT)		Target Competition	1:36.688	10	1:36.364	5
	SEAT Leon Cup Racer		Target SRL				
9	18 K.Jordan(DEU)		JBR Motorsport	1:36.921	10	1:36.481	4
	VW Golf GTI TCR		H&R Spezialfedern				
10	10 A.Buri(FIN)		LMS Racing	1:36.113	9	1:36.488	3
	SEAT Leon Cup Racer		LMS Racing				
11	7 M.Halder(DEU)		Liqui Moly Team Engstler	1:36.493	10	1:36.679	4
	SEAT Leon Cup Racer		Liqui Moly Team Engstler				
12	66 R.Jost(CHE)		TOPCAR Sport	1:37.046	9	1:37.235	3
	SEAT Leon TCR		TOPCAR Sport				
13	88 D.Fugel(DEU)		Team Honda ADAC	1:37.480	4		
	Honda Civic TCR		ADAC Sachsen e.V.				
14	59 M.Beckhusen(DEU)		Target Competition	1:37.526	7		
	SEAT Leon Cup Racer		Target SRL				
15	61 M.Dablander(AUT)		Seat Austria	1:37.840	5		
	SEAT Leon Cup Racer		Seat Austria				
16	5 D.Conrad(CHE)		Liqui Moly Team Engstler	1:38.647	10		
	VW Golf GTI TCR		Liqui Moly Team Engstler				
17	8 T.Lautenschlager(DEU)		Liqui Moly Team Engstler	1:38.671	8		
	VW Golf GTI TCR		Liqui Moly Team Engstler				

Subject to final scrutineering!

Publications Time:

Race Director:

Time Keeping:



ADAC TCR Germany

Start Grid Race 1

Provisional



Motorsportarena Oschersleben, Length: 3696m

Air temperature: N/A°C

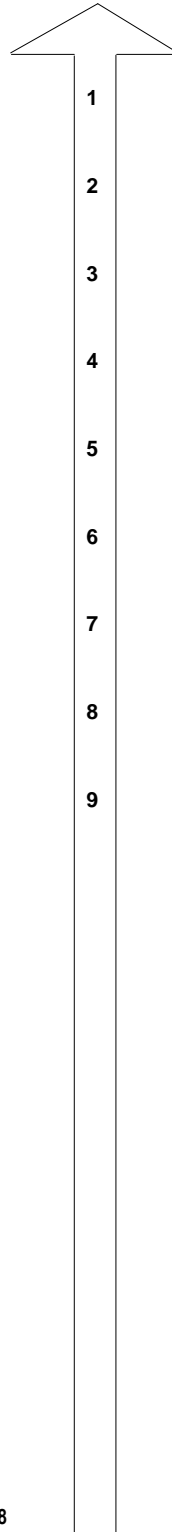
Track temperature: N/A°C

Weather condition: Dry

DMSB Reg. Nr.: 93/16
Deutscher Motor Sport Bund e.V.

Saturday, April 16, 2016 12:00:00

13 Racing One Benjamin Leuchter
28 Steibel Motorsport Pascal Eberle
34 ST Motorsport Bas Schouten
11 Target SRL Jürgen Schmarl
7 Liqui Moly Team Engstler Mike Halder
18 H&R Spezialfedern Kai Jordan
59 Target SRL Mike Beckhusen
5 Liqui Moly Team Engstler Daniel Conrad



POLE POSITION

41 ADAC Sachsen e.V. Steve Kirsch
6 Liqui Moly Team Engstler Tim Zimmermann
99 Target SRL Josh Files
22 HP Racing Harald Proczyk
10 LMS Racing Antti Buri
66 TOPCAR Sport Ronny Jost
88 ADAC Sachsen e.V. Dominik Fugel
61 Seat Austria Mario Dablander
8 Liqui Moly Team Engstler Tom Lautenschlager

Following race director decision no. 24 - drop of 3 grid positions for car no. 18

Publications Time:

Race Director:

Time Keeping: