



ADAC Formel 4

Result List Qualifying Gruppe A



Provisional

DMSB Reg. Nr.: 92/16
Deutscher Motor Sport Bund e.V.



Motorsportarena Oschersleben, Length: 3696m
 Air temperature: 14.76°C
 Track temperature: 15.68°C
 Weather condition: Dry

Friday, April 15, 2016 15:20:00

started : 19 classified : 17 not classified : 2

Nr.	Drivers	Sponsor	Lap	Best Time	Gap	Diff	Kph	Day Time
Cl.	Car	Competitor						
1	96 J.Mawson(DEU) ADAC Formel 4 powered by Abarth	Van Amersfoort Racing	12	1:26.230			154.3	15:43:16
2	2 J.Fittje(DEU) ADAC Formel 4 powered by Abarth	US Racing	14	1:26.816	0.586	0.586	153.2	15:45:33
3	29 M.Schumacher(DEU) ADAC Formel 4 powered by Abarth	Prema Powerteam	10	1:26.908	0.678	0.092	153.0	15:40:46
4	68 J.Correa(ITA) R ADAC Formel 4 powered by Abarth	Prema Powerteam	10	1:26.944	0.714	0.036	153.0	15:39:26
5	6 M.Ortmann(DEU) ADAC Formel 4 powered by Abarth	ADAC Berlin-Brandenburg e.V.	14	1:26.981	0.751	0.037	152.9	15:45:50
6	35 K.Laliberte(FRA) ADAC Formel 4 powered by Abarth	Van Amersfoort Racing	14	1:27.286	1.056	0.305	152.4	15:45:54
7	81 N.Nielsen(DNK) R ADAC Formel 4 powered by Abarth	Neuhauser Racing	11	1:27.334	1.104	0.048	152.3	15:41:33
8	14 T.Preining(AUT) ADAC Formel 4 powered by Abarth	Lechner Racing	12	1:27.518	1.288	0.184	152.0	15:42:46
9	20 K.Kratz(DEU) ADAC Formel 4 powered by Abarth	Jenzer Motorsport	12	1:27.683	1.453	0.165	151.7	15:43:32
10	40 L.Hoogenboom(NLD) R ADAC Formel 4 powered by Abarth	RS Competition	13	1:27.701	1.471	0.018	151.7	15:44:04
11	13 Y.Brandt(DEU) R ADAC Formel 4 powered by Abarth	Lechner Racing	9	1:27.882	1.652	0.181	151.4	15:38:40
12	19 F.Scherer(CHE) R ADAC Formel 4 powered by Abarth	Jenzer Motorsport	10	1:27.937	1.707	0.055	151.3	15:39:43
13	23 J.Hanses(DEU) R ADAC Formel 4 powered by Abarth	Team Timo Scheider	8	1:28.015	1.785	0.078	151.1	15:38:40
14	46 M.Auricchio(DEU) ADAC Formel 4 powered by Abarth	Team Timo Scheider	5	1:28.238	2.008	0.223	150.7	15:33:52
15	27 L.Gachot(GBR) ADAC Formel 4 powered by Abarth	US Racing	11	1:28.264	2.034	0.026	150.7	15:41:55
16	10 A.Estner(DEU) R ADAC Formel 4 powered by Abarth	RS Competition	8	1:28.390	2.160	0.126	150.5	15:38:27
17	55 M.Niederhauser(CHE) ADAC Formel 4 powered by Abarth	Rennsport Rössler	8	1:29.560	3.330	1.170	148.5	15:37:30
Not classified								
	3 C.Schreiner(DEU) ADAC Formel 4 powered by Abarth	US Racing	0					0:00:00
	21 M.Halder(DEU) ADAC Formel 4 powered by Abarth	Liqui Moly Team Engstler	0					0:00:00

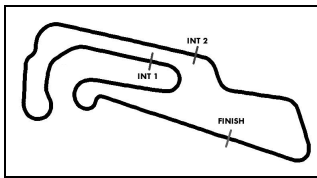
Classification limit: 110% Time: 1:34.853

Subject to final scrutineering!

Publications Time:

Clerk of the course:

Time Keeping:



ADAC Formel 4

Result List Qualifying Gruppe A 2nd Best Time



Provisional

DMSB Reg. Nr.: 92/16
Deutscher Motor Sport Bund e.V.



Motorsportarena Oschersleben, Length: 3696m

Air temperature: N/A°C

Track temperature: N/A°C

Weather condition: Dry

Friday, April 15, 2016 15:20:00

started : 19 classified : 17 not classified : 2

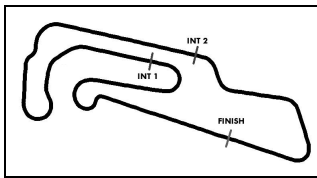
Nr.	Drivers	Sponsor	Lap	Best Time	Gap	Diff	Kph	Day Time
Cl.	Car	Competitor						
1	96 J.Mawson(DEU) ADAC Formel 4 powered by Abarth	Van Amersfoort Racing	10	1:26.500			153.8	15:40:09
2	6 M.Ortmann(DEU) ADAC Formel 4 powered by Abarth	ADAC Berlin-Brandenburg e.V.	11	1:27.032	0.532	0.532	152.8	15:41:29
3	2 J.Fittje(DEU) ADAC Formel 4 powered by Abarth	US Racing	9	1:27.034	0.534	0.002	152.8	15:38:06
4	68 J.Correa(ITA) R ADAC Formel 4 powered by Abarth	Prema Powerteam	9	1:27.103	0.603	0.069	152.7	15:37:59
5	29 M.Schumacher(DEU) ADAC Formel 4 powered by Abarth	Prema Powerteam	8	1:27.285	0.785	0.182	152.4	15:37:41
6	35 K.Laliberte(FRA) ADAC Formel 4 powered by Abarth	Van Amersfoort Racing	12	1:27.352	0.852	0.067	152.3	15:43:00
7	81 N.Nielsen(DNK) R ADAC Formel 4 powered by Abarth	Neuhauser Racing	10	1:27.620	1.120	0.268	151.8	15:40:06
8	14 T.Preining(AUT) ADAC Formel 4 powered by Abarth	Lechner Racing	8	1:27.641	1.141	0.021	151.8	15:36:46
9	40 L.Hoogenboom(NLD) R ADAC Formel 4 powered by Abarth	RS Competition	9	1:27.789	1.289	0.148	151.5	15:38:11
10	20 K.Kratz(DEU) ADAC Formel 4 powered by Abarth	Jenzer Motorsport	7	1:27.800	1.300	0.011	151.5	15:35:52
11	19 F.Scherer(CHE) R ADAC Formel 4 powered by Abarth	Jenzer Motorsport	12	1:28.030	1.530	0.230	151.1	15:42:43
12	13 Y.Brandt(DEU) R ADAC Formel 4 powered by Abarth	Lechner Racing	10	1:28.154	1.654	0.124	150.9	15:40:08
13	23 J.Hanses(DEU) R ADAC Formel 4 powered by Abarth	Team Timo Scheider	7	1:28.159	1.659	0.005	150.9	15:37:12
14	27 L.Gachot(GBR) ADAC Formel 4 powered by Abarth	US Racing	13	1:28.379	1.879	0.220	150.5	15:44:52
15	46 M.Auricchio(DEU) ADAC Formel 4 powered by Abarth	Team Timo Scheider	6	1:28.526	2.026	0.147	150.3	15:35:21
16	10 A.Estner(DEU) R ADAC Formel 4 powered by Abarth	RS Competition	9	1:28.571	2.071	0.045	150.2	15:39:55
17	55 M.Niederhauser(CHE) ADAC Formel 4 powered by Abarth	Rennsport Rössler	13	1:29.691	3.191	1.120	148.3	15:45:00
Not classified								
	3 C.Schreiner(DEU) ADAC Formel 4 powered by Abarth	US Racing	0					
	21 M.Halder(DEU) ADAC Formel 4 powered by Abarth	Liqui Moly Team Engstler	0					

Subject to final scrutineering!

Publications Time:

Clerk of the course:

Time Keeping:



ADAC Formel 4

Sector List Qualifying Gruppe A



Provisional



Motorsportarena Oschersleben, Length: 3696m

Air temperature: 14.76°C

Track temperature: 15.68°C

Weather condition: Dry

DMSB Reg. Nr.: 92/16
Deutscher Motor Sport Bund e.V.

Friday, April 15, 2016 15:20:00

Lap	Time	SE1	SP1	SE2	SP2	SE3	SP3	TSP	Lap	Time	SE1	SP1	SE2	SP2	SE3	SP3	TSP
2	Fittje, DEU								theoretical besttime: 1:26.735								
1	1:57.793	52.924	148	36.347	169	28.522	169		8	1:27.316	33.862	175	29.276	203	24.178	179	200
2	1:37.265	38.131	160	32.843	173	26.291	174	167	9	1:27.034	33.781	175	29.200	203	24.053	180	199
3	1:57.886	36.680	171	30.762	200	50.444	42	181	10	1:27.167	33.768	174	29.267	203	24.132	179	199
4	5:12.561	4:14.402	168	32.200	191	25.959	178		11	1:39.662	34.959	164	34.977	132	29.726	178	199
5	1:29.701	35.050	175	29.949	202	24.702	180	199	12	1:27.075	33.752	174	29.185	203	24.138	179	199
6	1:28.158	34.316	175	29.412	203	24.430	180	199	13	1:27.099	33.630	173	29.220	203	24.249	179	200
7	1:27.739	33.993	172	29.385	204	24.361	179	199	14	1:26.816	33.541	175	29.141	204	24.134	179	200

3	Schreiner, DEU								theoretical besttime:								
1																	

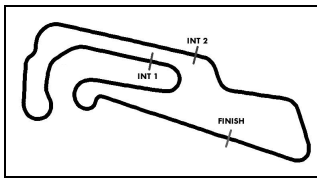
6	Ortmann, DEU								theoretical besttime: 1:26.768								
1	3:00.113	1:47.824	138	44.249	173	28.040	174		8	1:27.553	33.943	175	29.414	204	24.196	179	199
2	1:34.364	37.091	171	31.785	197	25.488	180	177	9	1:27.561	34.067	174	29.293	204	24.201	180	199
3	2:12.327	39.446	145	38.839	108	54.042	39	165	10	1:27.393	33.917	175	29.229	204	24.247	178	199
4	4:22.839	3:25.589	171	31.775	198	25.475	180		11	1:27.032	33.831	175	29.216	204	23.985	179	199
5	1:33.198	34.666	174	32.318	172	26.214	180	200	12	1:27.233	33.878	175	29.149	204	24.206	179	200
6	1:28.207	34.062	175	29.750	204	24.395	180	200	13	1:27.070	33.738	175	29.229	204	24.103	179	202
7	1:28.247	34.255	175	29.556	203	24.436	179	201	14	1:26.981	33.634	175	29.205	204	24.142	178	200

10	Estner, DEU								theoretical besttime: 1:28.215								
1	4:39.341	3:27.222	112	42.332	139	29.787	166		6	1:28.809	34.369	174	29.858	202	24.582	177	198
2	2:17.833	43.435	116	42.043	119	52.355	53	131	7	1:28.917	34.034	173	29.762	201	25.121	176	197
3	4:00.601	2:59.016	136	35.255	173	26.330	175		8	1:28.390	34.177	174	29.690	201	24.523	176	197
4	1:32.621	36.138	173	31.171	199	25.312	177	197	9	1:28.571	34.002	171	29.929	200	24.640	175	197
5	1:29.919	34.923	173	30.302	202	24.694	176	198	10	2:06.176	48.989	160	31.895	200	45.292	53	197

13	Brandt, DEU								theoretical besttime: 1:27.870								
1	2:02.497	55.639	142	37.564	187	29.294	171		8	1:28.172	33.920	173	29.556	203	24.696	179	199
2	1:36.215	37.171	169	32.632	195	26.412	177	192	9	1:27.882	33.817	174	29.548	206	24.517	180	202
3	2:00.397	35.530	168	34.287	149	50.580	45	197	10	1:28.154	33.868	174	29.536	205	24.750	180	202
4	5:36.752	4:37.490	167	32.720	200	26.542	177		11	1:29.248	34.536	172	29.753	203	24.959	177	203
5	1:31.199	35.348	173	30.534	204	25.317	178	196	12	1:28.571	33.912	173	29.728	203	24.931	179	200
6	1:28.812	34.334	173	29.748	204	24.730	180	201	13	1:28.608	34.061	173	29.721	202	24.826	177	198
7	1:28.302	34.072	174	29.608	207	24.622	178	203									

14	Preining, AUT								theoretical besttime: 1:27.370								
1	1:54.558	52.435	142	35.000	162	27.123	174		8	1:27.641	33.886	173	29.473	202	24.282	177	197
2	1:34.197	36.138	169	31.995	199	26.064	176	191	9	1:36.693	38.756	133	33.430	201	24.507	178	197
3	1:54.222	35.203	173	32.330	168	46.689	53	196	10	1:27.648	33.919	173	29.420	200	24.309	177	198
4	5:30.659	4:32.860	165	32.039	166	25.760	177		11	1:27.675	33.916	173	29.276	201	24.483	177	197
5	1:28.901	34.692	173	29.788	201	24.421	177	197	12	1:27.518	33.935	172	29.375	201	24.208	177	197
6	1:28.081	34.239	171	29.523	201	24.319	177	197	13	1:27.708	33.964	173	29.468	201	24.276	177	198
7	1:27.942	33.997	173	29.546	201	24.399	176	198	14	1:27.701	34.006	173	29.438	201	24.257	177	198

19	Scherer, CHE								theoretical besttime: 1:27.705								
1	2:04.441	57.893	154	37.488	173	29.060	169		8	1:28.431	33.986	172	29.710	202	24.735	178	198
2	1:37.214	37.536	167	33.149	181	26.529	174	179	9	1:29.767	34.270	163	30.954	203	24.543	178	198
3	1:59.330	34.968	170	32.846	154	51.516	43	195	10	1:27.937	34.082	172	29.512	201	24.343	176	197
4	5:09.864	4:10.356	159	33.237	190	26.271	177		11	1:31.632	34.382	165	30.886	202	26.364	178	197
5	1:29.116	34.725	171	29.829	202	24.562	179	197	12	1:28.030	33.912	173	29.613	202	24.505	178	199
6	1:28.855	34.526	173	29.684	203	24.645	178	199	13	1:28.172	33.850	172	29.591	202	24.731	177	198
7	1:28.041	33.912	173	29.667	199	24.462	178	198	14	1:28.141	34.112	172	29.617	201	24.412	178	198



ADAC Formel 4

Sector List Qualifying Gruppe A



Provisional



Motorsportarena Oschersleben, Length: 3696m

Air temperature: 14.76°C

Track temperature: 15.68°C

Weather condition: Dry

DMSB Reg. Nr.: 92/16
Deutscher Motor Sport Bund e.V.

Friday, April 15, 2016 15:20:00

Lap	Time	SE1	SP1	SE2	SP2	SE3	SP3	TSP	Lap	Time	SE1	SP1	SE2	SP2	SE3	SP3	TSP
20 Kratz, DEU									theoretical besttime: 1:27.464								
1	2:09.759	1:01.666	135	37.362	173	30.731	173		8	1:43.525	44.830	98	33.670	185	25.025	177	198
2	1:37.592	37.163	166	31.941	184	28.488	176	188	9	1:31.742	33.942	172	29.494	200	28.306	173	198
3	1:57.522	35.205	171	33.372	170	48.945	40	196	10	1:28.769	34.713	173	29.718	202	24.338	178	191
4	5:40.027	4:38.684	165	35.934	198	25.409	177		11	1:27.983	33.859	172	29.770	202	24.354	178	198
5	1:31.533	34.784	174	31.617	197	25.132	178	198	12	1:27.683	33.799	173	29.483	199	24.401	177	199
6	1:28.118	34.130	172	29.695	202	24.293	178	198	13	1:28.404	34.017	172	29.523	203	24.864	179	199
7	1:27.800	34.110	172	29.508	201	24.182	177	198									

21 Halder, DEU									theoretical besttime: 2:01.163								
1	2:53.469	1:33.024	94	45.729	118	34.716	140		2	40.718	151						145

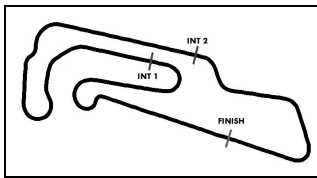
23 Hanses, DEU									theoretical besttime: 1:27.976								
1	3:33.818	2:23.645	132	40.063	156	30.110	161		7	1:28.159	34.163	173	29.598	199	24.398	177	196
2	2:04.011	38.930	158	34.065	162	51.016	41	174	8	1:28.015	34.143	171	29.476	203	24.396	177	196
3	5:36.915	4:36.550	166	33.811	185	26.554	175		9	1:28.261	34.182	173	29.613	199	24.466	176	196
4	1:31.263	35.651	167	30.628	199	24.984	178	191	10	1:28.549	34.299	171	29.766	201	24.484	176	196
5	1:29.058	34.746	170	29.772	200	24.540	177	198	11	1:28.418	34.268	173	29.566	198	24.584	177	195
6	1:28.323	34.446	171	29.520	202	24.357	176	197	12	1:28.604	34.260	173	29.770	199	24.574	177	195

27 Gachot, GBR									theoretical besttime: 1:28.076								
1	2:18.896	1:13.693	163	36.861	184	28.342	174		8	1:29.345	34.311	174	30.035	203	24.999	180	199
2	1:36.157	36.987	170	32.734	198	26.436	178	195	9	1:30.188	35.801	173	29.821	204	24.566	180	200
3	1:55.487	35.667	171	33.528	195	46.292	55	198	10	1:28.579	34.411	174	29.446	203	24.722	179	200
4	5:35.474	4:36.772	168	32.588	202	26.114	179		11	1:28.264	34.101	175	29.599	201	24.564	180	200
5	1:32.590	35.787	171	31.065	202	25.738	179	199	12	1:28.799	34.490	174	29.626	202	24.683	180	200
6	1:30.247	35.030	173	30.264	202	24.953	178	202	13	1:28.379	34.066	175	29.531	202	24.782	179	200
7	1:29.459	34.640	173	29.827	203	24.992	179	199									

29 Schumacher, DEU									theoretical besttime: 1:26.788								
1	2:54.735	1:39.176	71	48.226	183	27.333	174		8	1:27.285	33.816	174	29.362	203	24.107	177	197
2	1:32.820	36.269	171	31.327	199	25.224	176	195	9	1:37.933	42.413	158	31.124	203	24.396	177	198
3	2:16.451	39.020	145	42.323	90	55.108	43	168	10	1:26.908	33.733	174	29.200	202	23.975	179	197
4	5:05.829	4:09.082	165	31.539	193	25.208	178		11	1:34.214	33.683	174	29.130	202	31.401	174	197
5	1:28.642	34.586	171	29.697	202	24.359	178	198	12	1:29.331	35.238	172	29.631	201	24.462	178	191
6	1:27.505	33.881	173	29.269	201	24.355	177	199	13	1:27.402	33.757	174	29.239	201	24.406	178	199
7	1:27.485	33.808	173	29.399	201	24.278	179	198									

35 Laliberte, FRA									theoretical besttime: 1:27.216								
1	2:25.856	1:19.510	156	37.987	157	28.359	172		8	1:28.126	34.146	173	29.429	203	24.551	177	198
2	1:37.371	37.781	166	33.168	191	26.422	176	170	9	1:27.778	33.941	172	29.540	201	24.297	177	198
3	1:53.333	35.022	172	33.004	198	45.307	54	197	10	1:27.367	33.784	173	29.286	202	24.297	176	197
4	5:10.250	4:08.466	165	34.279	192	27.505	169		11	1:27.757	34.147	173	29.362	202	24.248	177	197
5	1:33.588	35.798	173	31.235	197	26.555	177	189	12	1:27.352	33.743	173	29.321	202	24.288	176	197
6	1:28.767	34.475	174	29.790	202	24.502	178	198	13	1:27.567	33.868	173	29.453	201	24.246	177	197
7	1:31.991	34.175	173	32.378	173	25.438	177	198	14	1:27.286	33.717	174	29.253	202	24.316	176	198

40 Hoogenboom, NLD									theoretical besttime: 1:27.595								
1	2:30.936	1:24.179	135	37.398	173	29.359	150		8	1:28.230	34.036	174	29.560	201	24.634	179	198
2	1:37.887	38.225	170	33.517	157	26.145	176	164	9	1:27.789	33.933	173	29.477	201	24.379	178	198
3	1:59.136	35.681	171	35.013	150	48.442	55	196	10	1:27.822	33.876	173	29.553	201	24.393	177	197
4	4:38.846	3:38.631	153	32.931	189	27.284	177		11	1:28.247	33.813	174	29.862	200	24.572	178	197
5	1:30.451	34.983	174	30.246	200	25.222	175	197	12	1:29.269	33.885	174	29.723	187	25.661	177	197
6	1:29.038	34.299	174	29.995	201	24.744	178	195	13	1:27.701	33.789	173	29.527	201	24.385	178	197
7	1:28.579	34.182	173	29.734	201	24.663	177	198	14	1:27.841	33.968	174	29.427	200	24.446	177	198



ADAC Formel 4

Sector List Qualifying Gruppe A



Provisional



Motorsportarena Oschersleben, Length: 3696m

Air temperature: 14.76°C

Track temperature: 15.68°C

Weather condition: Dry

DMSB Reg. Nr.: 92/16
Deutscher Motor Sport Bund e.V.

Friday, April 15, 2016 15:20:00

Lap	Time	SE1	SP1	SE2	SP2	SE3	SP3	TSP	Lap	Time	SE1	SP1	SE2	SP2	SE3	SP3	TSP
46	Auricchio, DEU								theoretical besttime: 1:28.146								
1	3:31.593	2:24.639	129	37.871	160	29.083	170		6	1:28.526	34.094	174	29.975	201	24.457	178	198
2	1:57.441	36.242	172	31.851	146	49.348	51	188	7	1:29.163	34.405	167	30.071	199	24.687	179	197
3	5:25.919	4:27.974	169	32.458	176	25.487	178		8	1:28.682	34.389	174	29.743	200	24.550	179	197
4	1:29.198	34.930	175	29.781	203	24.487	180	198	9	1:52.694	35.331	172	31.918	158	45.445	51	199
5	1:28.238	34.095	175	29.595	203	24.548	177	199	10	4:34.673	3:39.836	173	30.034	202	24.803	179	

55	Niederhauser, CHE								theoretical besttime: 1:29.257								
1	2:29.275	1:16.258	126	41.554	151	31.463	171		8	1:29.560	34.725	172	30.043	200	24.792	179	198
2	1:42.041	39.748	168	34.448	173	27.845	177	171	9	1:30.184	34.792	172	30.211	200	25.181	180	196
3	2:06.139	37.374	168	37.413	188	51.352	50	197	10	1:30.151	34.946	172	30.198	200	25.007	179	196
4	5:04.897	4:00.345	165	35.704	191	28.848	174		11	1:30.510	34.944	172	30.349	200	25.217	180	198
5	1:35.941	37.105	170	32.547	199	26.289	179	194	12	1:29.733	34.422	173	30.285	200	25.026	179	197
6	1:31.934	36.042	172	30.485	200	25.407	182	199	13	1:29.691	34.470	172	30.156	200	25.065	179	196
7	1:30.155	35.113	173	30.131	200	24.911	182	198									

68	Correa, ITA								theoretical besttime: 1:26.936								
1	1:53.373	50.376	165	35.085	194	27.912	175		8	1:27.414	33.956	175	29.230	204	24.228	181	200
2	1:34.491	36.931	171	32.116	201	25.444	178	196	9	1:27.103	33.846	173	29.215	204	24.042	179	200
3	1:53.139	35.649	170	30.963	201	46.527	51	200	10	1:26.944	33.715	175	29.223	203	24.006	179	199
4	5:18.434	4:21.884	170	31.407	200	25.143	179		11	1:55.476	35.793	135	43.784	127	35.899	172	200
5	1:29.535	34.899	174	29.890	203	24.746	178	199	12	1:27.980	34.316	174	29.283	204	24.381	180	198
6	1:28.194	34.162	175	29.607	202	24.425	180	200	13	1:27.293	33.729	173	29.332	204	24.232	178	201
7	1:27.694	34.010	175	29.327	204	24.357	180	200	14	1:27.399	33.907	175	29.309	204	24.183	179	200

81	Nielsen, DNK								theoretical besttime: 1:27.334								
1	2:39.643	1:29.999	130	39.690	146	29.954	165		8	1:28.038	34.089	173	29.564	202	24.385	179	199
2	1:37.495	39.087	161	32.408	190	26.000	172	162	9	1:28.294	34.086	171	29.845	202	24.363	178	199
3	2:07.036	37.414	135	38.700	129	50.922	49	191	10	1:27.620	33.873	172	29.450	201	24.297	177	199
4	4:48.897	3:50.772	167	32.339	191	25.786	172		11	1:27.334	33.815	173	29.356	202	24.163	178	199
5	1:31.616	35.118	170	30.059	198	26.439	178	191	12	1:27.919	33.851	173	29.433	202	24.635	175	199
6	1:28.761	34.453	172	29.708	201	24.600	177	198	13		33.918	172	29.623	201			196
7	1:28.506	34.177	171	29.667	201	24.662	177	199									

96	Mawson, DEU								theoretical besttime: 1:26.220								
1	2:31.918	1:22.065	135	39.519	143	30.334	147		8	1:26.835	33.679	175	29.055	204	24.101	179	200
2	1:37.487	38.900	172	32.522	200	26.065	175	151	9	1:26.776	33.640	174	29.160	204	23.976	180	200
3	2:03.159	36.691	139	35.429	150	51.039	42	195	10	1:26.500	33.493	174	29.054	204	23.953	180	201
4	4:55.493	3:54.598	141	34.522	164	26.373	176		11	1:40.663	40.776	155	34.827	169	25.060	180	166
5	1:29.977	34.874	175	30.326	197	24.777	179	195	12	1:26.230	33.503	175	28.877	204	23.850	178	200
6	1:27.325	33.737	174	29.425	202	24.163	179	199	13		33.611	175	29.072	204			200
7	1:43.671	50.287	173	29.214	204	24.170	179	200									