

ADAC TCR Germany

Result List Free Practice 1



Provisional

Motorsportarena Oschersleben, Length: 3696m

Air temperature: 9.1°C

Track temperature: 9.55°C

Weather condition: Wet

DMSB Reg. Nr.: 93/16
Deutscher Motor Sport Bund e.V.

Friday, April 15, 2016 9:45:00

started : 16 classified : 16 not classified : 0

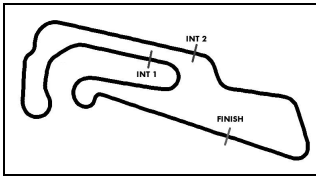
Nr.	Drivers	Team	Lap	Best Time	Gap	Diff	Kph	Day Time
Cl.	Car	Competitor						
1	34 B.Schouten(NLD) SEAT Leon Cup Racer	ST Motorsport ST Motorsport	11	1:50.122			120.8	10:15:38
2	6 T.Zimmermann(DEU) VW Golf GTI TCR	Liqui Moly Team Engstler(DEU) Liqui Moly Team Engstler	13	1:50.305	0.183	0.183	120.6	10:13:21
3	41 S.Kirsch(DEU) Honda Civic TCR	Team Honda ADAC ADAC Sachsen e.V.	13	1:50.429	0.307	0.124	120.4	10:14:26
4	13 B.Leuchter(DEU) VW Golf GTI TCR	Racing One Racing One	13	1:50.504	0.382	0.075	120.4	10:14:35
5	11 J.Schmarl(AUT) SEAT Leon Cup Racer	Target Competition(AUT) Target SRL	12	1:50.764	0.642	0.260	120.1	10:15:43
6	59 M.Beckhusen(DEU) SEAT Leon Cup Racer	Target Competition(AUT) Target SRL	12	1:50.851	0.729	0.087	120.0	10:16:18
7	61 M.Dablender(AUT) SEAT Leon Cup Racer	Seat Austria Seat Austria	11	1:50.868	0.746	0.017	120.0	10:12:30
8	7 M.Halder(DEU) SEAT Leon Cup Racer	Liqui Moly Team Engstler(DEU) Liqui Moly Team Engstler	13	1:50.994	0.872	0.126	119.8	10:13:14
9	99 J.Files(GBR) SEAT Leon Cup Racer	Target Competition(AUT) Target SRL	13	1:51.218	1.096	0.224	119.6	10:15:40
10	88 D.Fugel(DEU) Honda Civic TCR	Team Honda ADAC ADAC Sachsen e.V.	13	1:51.491	1.369	0.273	119.3	10:12:42
11	28 P.Eberle(CHE) SEAT Leon Cup Racer	Steibel Motorsport Steibel Motorsport	14	1:51.532	1.410	0.041	119.2	10:16:00
12	22 H.Proczyk(AUT) SEAT Leon Cup Racer	HP Racing HP Racing	11	1:51.669	1.547	0.137	119.1	10:15:30
13	66 R.Jost(CHE) SEAT Leon TCR	TOPCAR Sport TOPCAR Sport	13	1:51.899	1.777	0.230	118.9	10:15:46
14	18 K.Jordan(DEU) VW Golf GTI TCR	JBR Motorsport H&R Spezialfedern	12	1:52.060	1.938	0.161	118.7	10:15:46
15	5 D.Conrad(CHE) VW Golf GTI TCR	Liqui Moly Team Engstler(DEU) Liqui Moly Team Engstler	11	1:54.906	4.784	2.846	115.7	10:10:59
16	8 T.Lautenschlager(DEU) VW Golf GTI TCR	Liqui Moly Team Engstler(DEU) Liqui Moly Team Engstler	13	1:56.104	5.982	1.198	114.6	10:14:35

Subject to final scrutineering!

Publications Time:

Clerk of the course:

Time Keeping:



ADAC TCR Germany

Sector List Free Practice 1



Provisional

Motorsportarena Oschersleben, Length: 3696m

Air temperature: 9.1°C

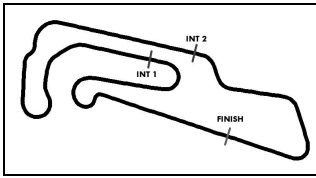
Track temperature: 9.55°C

Weather condition: Wet

DMSB Reg. Nr.: 93/16
Deutscher Motor Sport Bund e.V.

Friday, April 15, 2016 9:45:00

Lap	Time	SE1	SP1	SE2	SP2	SE3	SP3	TSP	Lap	Time	SE1	SP1	SE2	SP2	SE3	SP3	TSP
5 Conrad, CHE									theoretical besttime: 1:54.144								
1	2:44.043	1:08.734	113	53.124	114	42.185	128		8	1:59.324	43.106	158	41.725	147	34.493	169	187
2	2:17.989	54.691	117	46.359	148	36.939	148	135	9	1:57.165	43.455	163	40.293	179	33.417	154	180
3	2:05.577	46.095	149	43.973	147	35.509	165	159	10	1:57.856	44.627	162	40.546	183	32.683	169	158
4	2:00.276	44.342	154	42.074	170	33.860	168	178	11	1:54.906	42.678	163	39.576	183	32.652	170	175
5	2:00.016	44.111	158	41.832	169	34.073	169	179	12	2:05.418	42.189	163	39.303	187	43.926	159	184
6	2:22.778	46.590	152	41.782	175	54.406	57	163	13	2:50.144	1:12.935	98	45.235	168	51.974	52	160
7	4:39.441	3:19.720	157	44.945	134	34.776	167										
6 Zimmermann, DEU									theoretical besttime: 1:50.080								
1	3:10.812	1:46.821	97	46.896	129	37.095	157		8	4:12.140	3:02.225	164	38.169	180	31.746	171	
2	1:58.679	45.025	157	40.443	173	33.211	171	151	9	1:52.319	41.591	165	39.223	185	31.505	172	191
3	1:55.040	42.699	162	39.481	171	32.860	171	190	10	1:51.056	41.272	166	38.254	186	31.530	171	197
4	1:54.405	43.065	161	39.046	175	32.294	173	192	11	1:50.435	41.427	167	37.642	191	31.366	171	200
5	1:53.670	41.824	162	38.882	172	32.964	171	188	12	1:51.975	41.437	166	39.151	185	31.387	173	198
6	1:52.408	42.244	165	38.353	181	31.811	172	191	13	1:50.305	41.440	166	37.466	192	31.399	170	201
7	2:07.623	41.609	167	38.282	179	47.732	58	194	14	1:51.330	42.279	161	37.709	192	31.342	170	200
7 Halder, DEU									theoretical besttime: 1:50.994								
1	2:36.666	1:10.007	110	49.467	150	37.192	125		8	1:54.386	42.963	161	38.906	185	32.517	166	189
2	2:04.649	47.958	155	41.636	144	35.055	164	136	9	1:52.661	42.059	162	38.562	185	32.040	167	191
3	2:00.184	44.744	134	41.512	157	33.928	166	170	10	1:52.989	42.654	160	38.318	188	32.017	166	187
4	2:01.309	44.044	159	41.794	144	35.471	156	181	11	2:14.048	42.625	162	38.301	179	53.122	50	176
5	2:04.577	47.163	152	42.003	136	35.411	166	145	12	3:54.163	2:43.456	158	38.647	176	32.060	166	
6	1:53.933	42.828	162	39.083	183	32.022	167	186	13	1:50.994	41.489	161	37.975	186	31.530	167	194
7	1:53.430	42.049	161	39.111	184	32.270	166	188	14	1:52.484	42.329	158	38.049	187	32.106	166	196
8 Lautenschlager, DEU									theoretical besttime: 1:56.031								
1	2:35.034	1:01.608	108	52.842	110	40.584	116		8	4:31.270	3:15.194	160	41.823	164	34.253	170	
2	2:13.034	51.935	128	45.493	144	35.606	165	123	9	1:58.795	44.412	161	40.526	168	33.857	170	154
3	2:04.200	46.532	150	42.255	153	35.413	169	149	10	1:57.523	43.663	164	40.348	170	33.512	172	152
4	2:01.873	44.626	159	42.669	161	34.578	170	171	11	2:02.969	43.120	165	44.870	170	34.979	172	165
5	2:00.618	44.091	161	41.214	165	35.313	170	166	12	1:57.701	43.756	162	40.448	177	33.497	172	159
6	2:00.495	44.765	160	41.495	170	34.235	170	160	13	1:56.104	43.089	165	39.445	177	33.570	167	168
7	2:15.121	44.496	162	40.658	169	49.967	59	162	14	1:58.069	44.730	163	39.779	179	33.560	172	152
11 Schmarl, AUT									theoretical besttime: 1:50.764								
1	3:08.849	1:43.725	113	47.480	126	37.644	156		7	2:10.669	42.568	161	39.230	179	48.871	57	184
2	2:11.014	53.785	106	42.597	166	34.632	164	154	8	7:53.886	6:40.091	142	40.342	164	33.453	165	
3	1:57.603	44.095	158	40.026	176	33.482	166	179	9	1:53.870	42.610	161	39.069	178	32.191	167	179
4	1:56.528	43.205	159	40.088	176	33.235	166	188	10	1:56.742	42.449	160	39.076	185	35.217	168	191
5	1:55.344	42.592	160	39.745	183	33.007	167	191	11	1:52.085	42.056	162	38.419	180	31.610	168	174
6	1:55.406	43.393	161	39.521	176	32.492	167	176	12	1:50.764	41.433	162	37.866	186	31.465	168	190
13 Leuchter, DEU									theoretical besttime: 1:50.235								
1	2:50.860	1:24.011	141	48.842	93	38.007	165		8	1:52.415	41.937	164	38.805	184	31.673	169	190
2	1:57.655	43.258	162	41.302	172	33.095	170	172	9	1:51.302	41.515	164	37.971	193	31.816	170	188
3	1:55.750	42.811	163	39.758	171	33.181	170	177	10	1:51.260	41.561	165	37.936	191	31.763	171	196
4	1:53.786	42.232	164	39.032	175	32.522	169	185	11	2:04.354	48.296	128	39.683	182	36.375	171	195
5	1:53.927	42.395	165	39.242	177	32.290	170	177	12	1:51.313	41.792	164	37.938	189	31.583	170	194
6	2:09.969	42.531	156	38.589	184	48.849	58	179	13	1:50.504	41.145	166	37.507	185	31.852	169	187
7	5:31.979	4:16.958	114	42.742	183	32.279	169		14	1:52.475	42.233	164	38.017	187	32.225	170	188
18 Jordan, DEU									theoretical besttime: 1:52.008								
1	3:09.925	1:31.377	104	46.459	153	52.089	54		7	4:17.819	3:03.722	162	39.905	126	34.192	170	
2	2:38.573	1:24.289	160	40.436	175	33.848	164		8	1:53.343	42.300	164	38.797	190	32.246	169	175
3	2:01.959	49.191	162	39.800	169	32.968	167	181	9	4:17.803	2:46.874	154	41.664	177	49.265	57	197
4	1:54.079	42.362	162	38.962	178	32.755	166	178	10	2:29.803	1:18.555	161	38.992	184	32.256	172	



ADAC TCR Germany



Sector List Free Practice 1

Provisional

Motorsportarena Oschersleben, Length: 3696m

Air temperature: 9.1°C

Track temperature: 9.55°C

Weather condition: Wet

DMSB Reg. Nr.: 93/16
Deutscher Motor Sport Bund e.V.

Friday, April 15, 2016 9:45:00

Lap	Time	SE1	SP1	SE2	SP2	SE3	SP3	TSP	Lap	Time	SE1	SP1	SE2	SP2	SE3	SP3	TSP
5	1:53.683	42.500	164	38.871	189	32.312	171	184	11	1:53.142	42.635	165	38.390	183	32.117	170	164
6	2:23.399	54.564	162	38.973	177	49.862	55	170	12	1:52.060	41.751	166	38.140	187	32.169	168	181

22 Proczyk, AUT

theoretical besttime: 1:51.319

1	3:29.497	2:07.464	138	47.121	168	34.912	160		7	1:52.067	41.760	161	38.619	188	31.688	168	192
2	2:00.088	45.612	158	41.016	181	33.460	165	163	8	1:52.189	41.644	162	38.645	188	31.900	167	190
3	2:00.928	47.850	147	40.621	187	32.457	166	178	9	7:38.281	5:58.631	137	45.167	150	54.483	51	195
4	1:53.772	42.216	161	39.312	187	32.244	168	184	10	4:01.936	2:49.919	159	39.814	183	32.203	167	
5	1:55.627	41.940	159	38.871	186	34.816	166	189	11	1:51.669	41.994	162	38.311	187	31.364	167	175
6	1:53.776	42.147	161	39.671	185	31.958	168	186									

28 Eberle, CHE

theoretical besttime: 1:51.508

1	3:16.375	1:26.814	81	1:01.582	59	47.979	162		8	2:11.214	42.379	157	39.296	183	49.539	58	192
2	2:06.620	50.135	157	41.776	173	34.709	163	191	9	4:05.655	2:53.522	157	39.403	177	32.730	164	
3	1:58.837	44.327	159	40.749	183	33.761	165	173	10	1:53.173	42.295	162	38.781	186	32.097	164	186
4	1:57.250	43.058	161	40.630	183	33.562	167	179	11	2:03.260	51.749	155	39.563	184	31.948	166	194
5	1:55.591	42.601	159	40.032	184	32.958	167	186	12	1:52.752	42.278	159	38.702	184	31.772	166	188
6	2:01.118	42.814	161	45.514	182	32.790	167	192	13	1:52.351	42.373	158	38.362	183	31.616	165	192
7	1:54.111	42.070	161	39.619	187	32.422	167	189	14	1:51.532	41.908	161	37.984	186	31.640	165	188

34 Schouten, NLD

theoretical besttime: 1:50.122

1	2:40.347					2:40.347			7	1:51.719	41.550	160	38.773	185	31.396	166	180
2	2:01.878								8	2:58.080	42.503	161	1:21.567	83	54.010	58	175
3	2:02.464								9	6:19.144	5:08.213	160	39.004	187	31.927	167	
4	1:54.247								10	1:50.724	41.661	162	37.774	186	31.289	166	183
5	5:16.906	4:06.050	159	38.703	185	32.153	164		11	1:50.122	41.532	163	37.371	187	31.219	166	188
6	1:52.314	42.504	161	38.306	186	31.504	165	177									

41 Kirsch, DEU

theoretical besttime: 1:50.318

1	2:45.176	1:16.654	100	51.773	124	36.749	160		8	1:51.623	42.389	164	37.910	184	31.324	169	177
2	2:10.850	45.096	155	49.067	144	36.687	106	152	9	1:51.942	41.878	163	38.530	182	31.534	167	179
3	1:58.877	45.985	161	40.133	167	32.759	170	142	10	2:02.422	48.490	95	38.987	183	34.945	156	189
4	1:55.090	42.640	162	40.373	180	32.077	170	168	11	1:50.954	42.003	161	37.804	187	31.147	169	189
5	1:53.846	42.981	162	38.976	176	31.889	169	179	12	1:51.344	41.456	165	38.503	183	31.385	168	177
6	2:09.907	42.768	161	39.108	177	48.031	58	187	13	1:50.429	41.419	163	37.837	186	31.173	169	186
7	5:13.259	4:00.398	163	40.326	151	32.535	167		14	1:55.032	41.367	164	42.063	176	31.602	167	192

59 Beckhusen, DEU

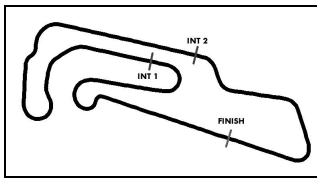
theoretical besttime: 1:50.516

1	3:35.928	2:17.377	144	43.952	161	34.599	163		7	2:24.733	42.594	161	49.581	140	52.558	58	192
2	1:57.434	44.073	157	40.636	185	32.725	166	181	8	7:48.733	6:36.657	156	39.624	186	32.452	164	
3	1:55.112	42.795	159	40.027	186	32.290	165	194	9	1:55.552	43.282	132	39.131	181	33.139	166	190
4	2:10.678	42.888	159	39.392	184	48.398	129	194	10	1:54.912	42.750	161	38.500	188	33.662	165	171
5	1:58.234	44.460	159	39.268	185	34.506	164	169	11	1:51.231	41.902	161	37.774	188	31.555	165	186
6	1:54.987	42.992	160	39.147	182	32.848	164	188	12	1:50.851	41.187	164	38.018	185	31.646	166	194

61 Dablander, AUT

theoretical besttime: 1:50.516

1	2:39.383	1:11.275	96	51.328	125	36.780	155		8	3:33.029	2:15.221	161	45.904	171	31.904	167	
2	2:16.244	46.109	153	40.444	173	49.691	57	143	9	1:51.419	41.523	162	38.108	183	31.788	168	192
3	5:38.101	4:22.999	159	42.399	162	32.703	166		10	1:52.154	41.766	159	37.947	170	32.441	167	182
4	1:53.828	42.590	159	38.999	182	32.239	166	173	11	1:50.868	41.572	162	37.949	183	31.347	167	190
5	1:52.221	42.149	160	38.456	184	31.616	167	190	12	1:51.431	41.868	160	38.055	186	31.508	167	189
6	1:51.651	41.859	160	38.373	183	31.419	166	187	13	1:51.846	41.222	162	38.184	185	32.440	167	191
7	2:11.233	41.456	161	41.034	184	48.743	58	192									



ADAC TCR Germany



Sector List Free Practice 1

Provisional

Motorsportarena Oschersleben, Length: 3696m

Air temperature: 9.1°C

Track temperature: 9.55°C

Weather condition: Wet

DMSB Reg. Nr.: 93/16
Deutscher Motor Sport Bund e.V.

Friday, April 15, 2016 9:45:00

Lap	Time	SE1	SP1	SE2	SP2	SE3	SP3	TSP	Lap	Time	SE1	SP1	SE2	SP2	SE3	SP3	TSP
66	Jost, CHE								theoretical besttime: 1:51.771								
1	2:43.758	1:15.258	107	50.561	119	37.939	155		8	1:56.373	44.770	163	39.107	164	32.496	169	167
2	2:09.027	47.593	136	44.593	150	36.841	160	152	9	1:54.067	42.918	163	38.821	174	32.328	170	173
3	2:01.737	45.604	154	41.644	151	34.489	169	148	10	1:53.204	42.672	163	38.530	171	32.002	172	174
4	2:17.134	45.128	156	40.871	150	51.135	57	160	11	1:52.956	42.183	164	38.451	171	32.322	171	180
5	6:22.011	5:07.426	157	41.302	151	33.283	167		12	1:52.546	42.116	165	38.345	180	32.085	170	173
6	1:56.214	43.451	161	39.695	161	33.068	168	165	13	1:51.899	41.809	165	37.960	183	32.130	172	168
7	1:55.485	43.255	161	39.668	163	32.562	168	168									

Lap	Time	SE1	SP1	SE2	SP2	SE3	SP3	TSP	Lap	Time	SE1	SP1	SE2	SP2	SE3	SP3	TSP
88	Fugel, DEU								theoretical besttime: 1:50.913								
1	2:46.443	1:17.680	104	51.980	132	36.783	163		9	1:55.734	42.362	164	41.312	180	32.060	169	177
2	2:03.264	46.064	153	43.852	164	33.348	169	150	10	1:53.300	41.978	163	38.369	175	32.953	168	183
3	1:56.331	43.610	162	39.854	164	32.867	169	160	11	1:52.364	42.388	164	38.281	180	31.695	169	170
4	1:55.211	42.911	162	39.578	161	32.722	169	160	12	1:51.778	41.477	164	38.230	176	32.071	170	182
5	2:16.358	46.441	163	39.499	165	50.418	57	190	13	1:51.491	41.465	163	37.793	182	32.233	169	179
6	3:32.797	2:21.852	161	38.797	170	32.148	169		14	1:51.945	41.425	163	38.418	179	32.102	166	190
7	1:55.011	42.843	160	40.084	174	32.084	168	171	15	1:54.089	43.345	163	38.684	179	32.060	170	165
8	1:52.362	42.117	163	38.397	173	31.848	169	172									

Lap	Time	SE1	SP1	SE2	SP2	SE3	SP3	TSP	Lap	Time	SE1	SP1	SE2	SP2	SE3	SP3	TSP
99	Files, GBR								theoretical besttime: 1:50.745								
1	2:53.399	1:36.553	147	42.376	158	34.470	166		8	1:53.375	42.564	163	38.952	170	31.859	167	175
2	1:58.513	43.615	157	40.150	166	34.748	164	180	9	1:52.288	42.429	163	38.156	174	31.703	166	176
3	1:57.204	44.050	159	40.449	177	32.705	166	171	10	1:54.044	42.169	158	38.571	154	33.304	167	181
4	2:07.085	51.702	144	41.631	170	33.752	167	182	11	1:52.395	41.961	161	38.325	171	32.109	168	181
5	2:15.778	42.871	161	39.027	183	53.880	51	183	12	1:51.297	42.108	162	37.965	176	31.224	167	171
6	6:19.385	5:04.722	92	41.283	162	33.380	166		13	1:51.218	41.823	164	37.698	181	31.697	167	173
7	1:54.455	43.421	160	38.812	165	32.222	168	164									