

ADAC Formel 4

Result List Race 2

Provisional



Hockenheimring, Length: 4574 m

Air temperature: 20.4°C

Track temperature: 21.1°C

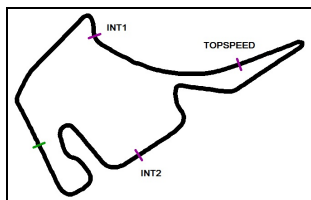
Weather condition: Dry

DMSB Reg. Nr.: 254/15

Saturday 3.10.2015 17:30

started : 35 classified : 27 not classified : 8

#	Competitor	Sponsor	Laps	Total Time	Gap	Kph	Lap	Time	Kph
CI	Drivers	Car							
1	5 ADAC Berlin-Brandenburg e.V. R D.Beckmann(DEU)	ADAC Formel 4 powered by Abarth	13	27:20.426		130,5	13	1:42.258	161,0
2	69 ADAC Berlin-Brandenburg e.V. L.Norris(GBR)	ADAC Formel 4 powered by Abarth	13	27:20.676	0.250	130,5	13	1:42.032	161,4
3	36 Van Amersfoort Racing J.Mawson(AUS)	ADAC Formel 4 powered by Abarth	13	27:21.161	0.735	130,4	13	1:42.155	161,2
4	27 HTP F4 Junior Team Ungar M.Dienst(DEU)	ADAC Formel 4 powered by Abarth	13	27:21.619	1.193	130,4	13	1:42.144	161,2
5	25 Van Amersfoort Racing R M.Schumacher(DEU)	ADAC Formel 4 powered by Abarth	13	27:22.066	1.640	130,4	13	1:42.351	160,9
6	30 Team Timo Scheider J.Kremer(DEU)	ADAC Formel 4 powered by Abarth	13	27:23.235	2.809	130,3	13	1:42.877	160,1
7	2 Neuhauser Racing T.Zimmermann(DEU)	ADAC Formel 4 powered by Abarth	13	27:23.778	3.352	130,2	6	1:43.379	159,3
8	7 Motopark J.Eriksson(SWE)	ADAC Formel 4 powered by Abarth	13	27:24.139	3.713	130,2	6	1:43.145	159,6
9	26 Van Amersfoort Racing H.Newey(GBR)	ADAC Formel 4 powered by Abarth	13	27:24.463	4.037	130,2	6	1:43.206	159,5
10	37 Van Amersfoort Racing R K.Laliberte(CDN)	ADAC Formel 4 powered by Abarth	13	27:24.937	4.511	130,1	13	1:43.709	158,8
11	34 Toni Wolf R T.Wolf(DEU)	ADAC Formel 4 powered by Abarth	13	27:25.367	4.941	130,1	6	1:43.090	159,7
12	77 Provily Racing R J.Van Uiter(NLD)	ADAC Formel 4 powered by Abarth	13	27:25.830	5.404	130,1	13	1:43.905	158,5
13	20 Nikolaj Rogivue N.Rogivue(CHE)	ADAC Formel 4 powered by Abarth	13	27:26.319	5.893	130,0	6	1:44.468	157,6
14	6 ADAC Berlin-Brandenburg e.V. R M.Ortmann(DEU)	ADAC Formel 4 powered by Abarth	13	27:26.605	6.179	130,0	6	1:43.583	159,0
15	35 HTP F4 Junior Team Ungar R C.Schreiner(DEU)	ADAC Formel 4 powered by Abarth	13	27:27.040	6.614	130,0	13	1:44.320	157,8
16	8 Motopark R J.Fittje(DEU)	ADAC Formel 4 powered by Abarth	13	27:27.254	6.828	130,0	13	1:44.221	158,0
17	24 Robin Brezina R R.Brezina(DEU)	ADAC Formel 4 powered by Abarth	13	27:28.062	7.636	129,9	6	1:43.980	158,4
18	96 Luis Leeds L.Leeds(AUS)	ADAC Formel 4 powered by Abarth	13	27:28.580	8.154	129,8	5	1:44.442	157,7
19	31 ADAC Berlin-Brandenburg e.V. R Y.Shlom(RUS)	ADAC Formel 4 powered by Abarth	13	27:28.709	8.283	129,8	13	1:44.714	157,3
20	18 Race Performance G.Maggi(CHE)	ADAC Formel 4 powered by Abarth	13	27:29.229	8.803	129,8	13	1:44.424	157,7
21	15 Jenzer Motorsport GmbH D.Kolkmann(DEU)	ADAC Formel 4 powered by Abarth	13	27:29.663	9.237	129,8	13	1:44.089	158,2
22	21 Liqui Moly Team Engstler R M.Halder(DEU)	ADAC Formel 4 powered by Abarth	13	27:30.304	9.878	129,7	6	1:44.694	157,3
23	3 ADAC Berlin-Brandenburg e.V. R B.Mazatis(DEU)	ADAC Formel 4 powered by Abarth	13	27:30.826	10.400	129,7	5	1:44.114	158,2
24	39 Lechner Racing R K.Kratz(DEU)	ADAC Formel 4 powered by Abarth	13	27:31.547	11.121	129,6	6	1:44.588	157,4
25	14 Jenzer Motorsport GmbH M.Müller-Crepon(DEU)	ADAC Formel 4 powered by Abarth	13	27:31.954	11.528	129,6	6	1:44.498	157,6



ADAC Formel 4

Result List Race 2

Provisional

DMSB Reg. Nr.: 254/15

Saturday 3.10.2015 17:30



Hockenheimring, Length: 4574 m

Air temperature: 20.4°C

Track temperature: 21.1°C

Weather condition: Dry

started : 35 classified : 27 not classified : 8

#	Competitor	Sponsor	Laps	Total Time	Gap	Kph	Lap	Time	Kph
CI	Drivers	Car							
26	55 Race Performance R M.Niederhauser(CHE)	ADAC Formel 4 powered by Abarth	13	27:32.599	12.173	129,5	6	1:45.212	156,5
27	79 Lechner Racing R M.Hofer(AUT)	ADAC Formel 4 powered by Abarth	13	27:33.021	12.595	129,5	13	1:45.335	156,3
not classified									
38	Liqui Moly Team Engstler R L.Engstler(DEU)	ADAC Formel 4 powered by Abarth	9	18:46.816	4LAPS	131,5	6	1:43.135	159,7
1	Neuhauser Racing K.Schramm(DEU)	ADAC Formel 4 powered by Abarth	9	18:47.741	4LAPS	131,4	6	1:45.018	156,8
13	Team piroports C.Piro(DEU)	ADAC Formel 4 powered by Abarth	6	12:11.329	7LAPS	135,1	6	1:44.157	158,1
9	Motopark R J.Cecotto(VEN)	ADAC Formel 4 powered by Abarth	6	12:11.597	7LAPS	135,0	5	1:44.543	157,5
10	Motopark M.Waldherr(DEU)	ADAC Formel 4 powered by Abarth	6	12:49.821	7LAPS	128,3	5	1:45.611	155,9
46	Team Timo Scheider M.Auricchio(BRA)	ADAC Formel 4 powered by Abarth	5	10:28.831	8LAPS	130,9	5	1:45.000	156,8
16	Jenzer Motorsport GmbH M.Böckmann(DEU)	ADAC Formel 4 powered by Abarth	3	6:28.166	10LAPS	127,3	2	2:00.231	137,0
28	HTP F4 Junior Team Ungar J.Esmeijer(NLD)	ADAC Formel 4 powered by Abarth	1	1:53.008	12LAPS				

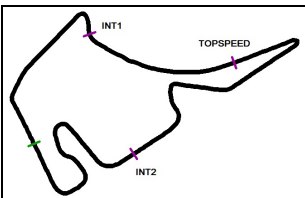
Fastest lap of the race. Car 69 driver on lap 13. Time 1:42.032, average speed 161,4 km/h.

Subject to final scrutineering!

Publications Time:

Clerk of the course:

Time Keeping:



ADAC Formel 4

Lap chart Race 2

Provisional

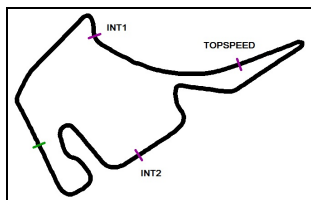


Hockenheimring, Length: 4574 m

Saturday 3.10.2015 17:30

POS	1	2	3	4	5	6	7	8	9	10	11	12	13	14	15	16	17	18	19	20	21	22	23	24	25	26	27	28	29	30	31	32	33	34	35	36
LAP 1	27	5	69	36	25	2	7	30	28	26	37	34	38	1	9	20	6	16	13	14	10	46	15	31	18	35	77	8	24	96	21	79	39	55	.3	
LAP 2	27	5	69	36	2	7	25	30	26	37	34	38	1	9	20	6	13	10	15	31	14	46	35	77	18	24	8	96	21	79	39	55	16	3		
LAP 3	27	5	69	36	2	7	25	30	26	37	34	38	1	9	20	6	13	10	15	31	14	46	35	77	18	24	8	96	21	79	39	55	.16	3		
LAP 4	27	5	69	36	2	7	25	30	26	37	34	38	1	9	20	6	13	10	15	31	14	46	35	77	18	24	8	96	21	79	39	55	3			
LAP 5	5	69	36	27	2	25	30	26	7	34	38	37	9	6	13	1	20	10	15	31	46	14	77	35	8	96	18	24	21	79	39	3	55			
LAP 6	5	69	36	27	2	25	30	26	7	34	38	6	37	13	9	20	1	14	77	35	8	96	24	31	18	21	39	15	3	79	55	.10				
LAP 7	5	69	36	27	25	2	30	26	7	34	38	6	37	1	20	77	14	35	8	96	24	31	21	18	39	15	3	55	79							
LAP 8	5	69	36	27	25	2	30	26	7	34	38	6	37	1	20	77	14	35	8	96	24	31	21	18	39	15	3	55	79							
LAP 9	5	69	36	27	25	2	30	26	7	34	38	6	37	1	20	77	14	35	8	96	24	31	21	18	39	15	3	55	79							
LAP 10	5	69	36	27	25	2	30	26	7	34	37	20	77	6	35	8	96	24	31	18	21	15	39	3	14	55	79									
LAP 11	5	69	36	27	25	2	30	26	7	34	37	20	77	6	35	8	96	24	31	18	21	15	39	3	14	55	79									
LAP 12	5	69	36	27	25	2	30	26	7	34	37	20	77	6	35	8	96	24	31	18	21	15	39	3	14	55	79									
LAP 13	5	69	36	27	25	30	2	7	26	37	34	77	20	6	35	8	24	96	31	18	15	21	3	39	14	55	79									

. - PIT STOP ' - LAP BEHIND



ADAC Formel 4

Lap analysis Race 2

Provisional



Hockenheimring, Length: 4574 m

Air temperature: 20.3°C

Track temperature: 21.1°C

Weather condition: Dry

DMSB Reg. Nr.: 254/15

Saturday 3.10.2015 17:30

Lap	Time	SE1	SP1	SE2	SP2	SE3	SP3	TSP	Lap	Time	SE1	SP1	SE2	SP2	SE3	SP3	TSP
1 Kim Luis Schramm, DEU ,									theoretical besttime: 1:45.018								
1	1:55.320	31.608	145	50.661	180	33.051	183	226	6	1:45.018	22.691	148	49.185	181	33.142	186	229
2	1:48.646	22.962	145	49.426	180	36.258	148	222	7	1:46.463	23.383	146	49.567	178	33.513	162	221
3	2:30.944	31.884	53	1:11.468	121	47.592	110	141	8	2:23.095	28.203	149	1:07.335	119	47.557	118	146
4	2:25.797	31.629	97	1:06.974	120	47.194	188	154	9	2:25.709	35.371	110	1:09.677	107	40.661	187	130
5	1:46.749	23.343	145	49.611	181	33.795	186	224									

2 Tim Zimmermann, DEU ,									theoretical besttime: 1:43.189								
1	1:51.450	29.990	147	49.629	180	31.831	188	222	8	2:24.297	28.034	126	1:08.804	107	47.459	131	152
2	1:47.497	22.411	150	48.989	181	36.097	155	227	9	2:28.131	35.422	115	1:08.674	114	44.035	187	134
3	2:30.989	31.920	67	1:11.597	130	47.472	133	162	10	1:56.543	23.155	149	54.257	106	39.131	136	226
4	2:28.436	32.359	107	1:05.710	136	50.367	187	165	11	2:35.474	29.309	145	1:18.747	112	47.418	126	133
5	1:44.349	22.477	149	49.745	181	32.127	187	225	12	2:22.944	31.001	115	1:05.857	112	46.086	187	144
6	1:43.379	22.402	149	49.057	182	31.920	187	227	13	1:43.626	22.498	149	49.330	181	31.798	187	222
7	1:46.663	23.063	149	50.073	170	33.527	184	226									

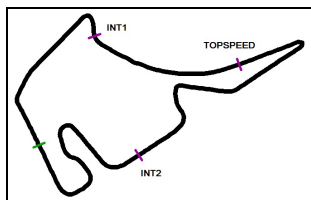
3 Benjamin Mazatis, DEU ,									theoretical besttime: 1:43.940								
1	2:17.156	32.766	142	54.486	166	49.904		220	8	2:21.970	26.652	137	1:05.846	98	49.472	107	129
2	2:57.887	1:29.238	134	53.954	168	34.695	169	192	9	2:21.711	36.108	145	1:08.622	103	36.981	187	122
3	1:48.971	24.514	138	51.245	174	33.212	186	198	10	2:00.216	22.838	149	57.676	85	39.702	146	229
4	1:45.353	23.444	149	49.606	177	32.303	187	215	11	2:36.443	30.747	147	1:16.860	101	48.836	110	100
5	1:44.114	22.682	149	49.362	180	32.070	187	228	12	2:16.608	30.703	144	1:03.932	104	41.973	187	141
6	1:45.329	22.918	151	50.347	181	32.064	188	226	13	1:44.423	23.111	147	49.368	180	31.944	187	229
7	1:50.645	22.634	150	52.443	138	35.568	184	228									

5 David Beckmann, DEU ,									theoretical besttime: 1:42.030								
1	1:49.982	28.874	147	49.390	181	31.718	187	221	8	2:24.341	28.910	110	1:08.033	117	47.398	133	136
2	1:47.570	22.509	148	49.077	182	35.984	136	222	9	2:29.155	35.506	101	1:09.144	115	44.505	188	155
3	2:29.829	31.619	65	1:12.070	118	46.140	141	155	10	1:56.292	22.493	149	54.534	128	39.265	142	222
4	2:29.867	33.069	95	1:05.892	128	50.906	189	178	11	2:34.939	29.391	104	1:18.037	122	47.511	131	124
5	1:43.699	22.590	148	49.687	179	31.422	188	223	12	2:23.646	31.690	99	1:05.488	115	46.468	188	193
6	1:42.455	22.309	150	48.611	180	31.535	188	222	13	1:42.258	22.376	151	48.387	181	31.495	189	222
7	1:46.393	22.733	150	49.761	161	33.899	164	223									

6 Mike David Ortmann, DEU ,									theoretical besttime: 1:43.193								
1	1:55.787	31.038	137	50.431	180	34.318	183		8	2:23.222	27.651	150	1:07.820	111	47.751	120	132
2	1:50.050	23.771	146	49.321	180	36.958	138	223	9	2:25.917	35.279	110	1:09.433	99	41.205	187	131
3	2:30.688	31.727	51	1:11.739	129	47.222	104	136	10	1:58.974	22.765	147	56.819	102	39.390	165	222
4	2:25.256	31.600	112	1:07.477	93	46.179	185	132	11	2:36.540	30.149	150	1:18.027	112	48.364	120	113
5	1:44.808	22.897	148	49.377	181	32.534	188	227	12	2:19.574	29.978	132	1:06.025	109	43.571	188	134
6	1:43.583	22.618	149	49.418	179	31.547	186	222	13	1:44.421	22.857	151	49.285	181	32.279	188	232
7	1:47.785	22.361	149	49.954	172	35.470	165	225									

7 Joel Eriksson, SWE ,									theoretical besttime: 1:42.864								
1	1:51.823	29.706	137	50.163		31.954	187	219	8	2:23.409	27.432	151	1:08.085	106	47.892	128	138
2	1:47.807	22.401	149	48.831	183	36.575	135	228	9	2:26.619	35.425	122	1:08.982	107	42.212	188	135
3	2:31.086	31.944	62	1:11.557	131	47.585	127	140	10	1:57.640	22.839	150	55.094	100	39.707	140	229
4	2:27.929	32.355	95	1:05.952	120	49.622	188	154	11	2:36.104	29.713	148	1:18.353	111	48.038	135	130
5	1:45.569	22.620	148	49.659	180	33.290	188	225	12	2:21.202	30.258	121	1:05.985	119	44.959	188	161
6	1:43.145	22.514	149	48.729	181	31.902	187	230	13	1:43.355	22.839	149	48.744	181	31.772	187	228
7	1:48.451	22.605	149	51.167	167	34.679	176	228									

8 Jannes Fittje, DEU ,									theoretical besttime: 1:44.137								
1	2:00.825	35.137	133	52.119	170	33.569	181	221	8	2:22.707	28.862	143	1:05.494	107	48.351	117	143
2	1:51.548	24.471	148	50.033	177	37.044	146	227	9	2:24.528	35.236	130	1:09.465	114	39.827	186	151
3	2:29.079	32.617	52	1:12.036	99	44.426	131	139	10	1:57.922	23.005	148	55.443	102	39.474	162	228
4	2:24.214	33.631	121	1:06.728	116	43.855	186	147	11	2:36.127	29.947	149	1:17.815	117	48.365	109	121
5	1:44.659	23.061	148	49.352	181	32.246	187	224	12	2:19.238	30.109	148	1:05.651	107	43.478	186	128



ADAC Formel 4

Lap analysis Race 2

Provisional



Hockenheimring, Length: 4574 m

Air temperature: 20.3°C

Track temperature: 21.1°C

Weather condition: Dry

DMSB Reg. Nr.: 254/15

Saturday 3.10.2015 17:30

Lap	Time	SE1	SP1	SE2	SP2	SE3	SP3	TSP	Lap	Time	SE1	SP1	SE2	SP2	SE3	SP3	TSP
6	1:44.738	22.856	149	49.348	181	32.534	187	228	13	1:44.221	22.924	149	49.072	180	32.225	186	230
7	1:47.448	23.250	148	50.476	169	33.722	185	226									

9 Jonathan Cecotto, VEN , theoretical besttime: 1:44.543

1	1:55.487	32.055	147	50.498	182	32.934	186	226	4	2:25.793	31.621	100	1:07.073	101	47.099	187	138
2	1:48.919	23.057	148	49.337	182	36.525	146	221	5	1:44.543	22.997	148	49.209	181	32.337	186	224
3	2:30.987	31.970	55	1:11.532	121	47.485	109	130	6	1:45.868	23.295	149	49.942	179	32.631	188	221

10 Michael Waldherr, DEU , theoretical besttime: 1:45.403

1	1:57.165	32.344	146	52.431	178	32.390	186	229	4	2:25.305	32.383	117	1:07.016	97	45.906	188	120
2	1:49.687	23.357	148	50.514	178	35.816	150	235	5	1:45.611	23.040	147	49.456	182	33.115	189	229
3	2:30.264	32.058	48	1:11.359	113	46.847	110	133	6	2:21.789	22.832	151	1:19.221	178	39.736		226

13 Cedric Piro, DEU , theoretical besttime: 1:44.157

1	1:56.374	32.956	144	50.867	179	32.551	188	223	4	2:25.291	31.902	114	1:07.325	93	46.064	186	117
2	1:49.945	23.375	149	50.266	178	36.304	151	228	5	1:45.026	22.898	148	49.589	182	32.539	186	229
3	2:30.536	31.865	52	1:11.741	115	46.930	107	133	6	1:44.157	22.668	148	49.290	180	32.199	186	223

14 Moritz Müller-Crepon, DEU , theoretical besttime: 1:44.164

1	1:56.860	33.930	145	50.328	176	32.602	186	222	8	2:23.966	28.438	149	1:07.047	100	48.481	117	133
2	1:51.779	23.096	148	52.410	173	36.273	155	227	9	2:24.869	34.749	115	1:09.850	110	40.270	183	114
3	2:29.660	31.943	55	1:12.614	115	45.103	117	139	10	2:04.629	23.053	146	1:02.049	85	39.527	145	222
4	2:25.181	33.066	106	1:07.085	113	45.030	185	109	11	2:36.766	30.847	149	1:16.958	96	48.961	112	104
5	1:45.764	23.084	146	49.804	177	32.876	183	221	12	2:16.119	30.545	149	1:03.960	101	41.614	188	146
6	1:44.498	23.068	147	49.406	179	32.024	184	225	13	1:45.378	23.208	151	49.794	178	32.376	184	230
7	1:46.485	22.955	145	50.418	177	33.112	157	222									

15 David Kolkmann, DEU , theoretical besttime: 1:43.890

1	1:58.006	33.742	145	51.367	169	32.897	184	221	8	2:22.040	26.937	134	1:05.760	103	49.343	108	136
2	1:49.370	22.810	148	50.536	177	36.024	151	227	9	2:21.980	35.997	148	1:08.766	109	37.217	187	120
3	2:30.187	32.118	47	1:11.309	110	46.760	111	130	10	1:58.931	22.693	149	56.517	84	39.721	139	230
4	2:25.283	32.340	115	1:07.082	104	45.861	185	118	11	2:36.351	30.092	149	1:17.378	115	48.881	117	103
5	1:45.574	23.130	146	49.459		32.985	185	230	12	2:17.506	30.532	147	1:04.309	107	42.665	186	138
6	1:49.951	23.257	146	54.696	179	31.998	186	221	13	1:44.089	22.787	146	49.304	179	31.998	188	223
7	1:50.395	22.588	149	52.503	143	35.304	178	226									

16 Marek Böckmann, DEU , theoretical besttime: 2:00.231

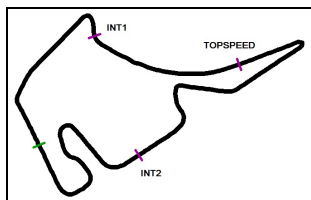
1	1:56.170	32.829	146	50.817	176	32.524	185	223	3	2:31.765	33.643	53	1:11.810	85	46.312		140
2	2:00.231	23.415	147	1:00.341	170	36.475	144	221									

18 Giorgio Maggi, CHE , theoretical besttime: 1:44.367

1	1:59.094	34.268	146	50.979	177	33.847	184	226	8	2:21.958	27.216	133	1:05.891	107	48.851	117	127
2	1:52.038	23.659	149	50.682	175	37.697	134	221	9	2:22.351	35.919	147	1:09.088	106	37.344	186	114
3	2:29.092	32.050	49	1:12.536	103	44.506	127	124	10	1:59.348	23.184	147	56.384	97	39.780	137	229
4	2:24.883	33.541	121	1:06.893	111	44.449	183	144	11	2:36.045	29.992	145	1:17.171	122	48.882	120	98
5	1:46.077	24.031	147	49.921	178	32.125	186	226	12	2:18.107	30.693	149	1:04.512	107	42.902	185	141
6	1:45.481	22.820	149	49.953	178	32.708	186	227	13	1:44.424	22.874	148	49.593	180	31.957	186	226
7	1:50.331	22.817	149	52.389	154	35.125	170	227									

20 Nikolaj Rogivue, CHE , theoretical besttime: 1:43.730

1	1:55.758	32.565	134	50.578	181	32.615	184	224	8	2:24.177	28.373	149	1:07.241	102	48.563	115	137
2	1:49.364	23.564	147	48.995	181	36.805	140	227	9	2:24.642	34.393	118	1:09.959	103	40.290	187	124
3	2:30.670	31.897	54	1:11.433	119	47.340	110	148	10	1:56.883	22.539	150	54.556	106	39.788	167	230
4	2:25.604	31.739	95	1:07.044	96	46.821	188	143	11	2:36.351	30.051	139	1:18.163	112	48.137	130	119
5	1:46.476	22.948	150	49.402	184	34.126	187	227	12	2:20.264	30.108	129	1:05.946	125	44.210	187	156
6	1:44.468	22.779	149	48.932	182	32.757	183	227	13	1:44.705	23.004	149	49.442	182	32.259	188	229
7	1:46.957	23.434	141	50.486	178	33.037	169	222									



ADAC Formel 4

Lap analysis Race 2

Provisional



Hockenheimring, Length: 4574 m

Air temperature: 20.3°C

Track temperature: 21.1°C

Weather condition: Dry

DMSB Reg. Nr.: 254/15

Saturday 3.10.2015 17:30

Lap	Time	SE1	SP1	SE2	SP2	SE3	SP3	TSP	Lap	Time	SE1	SP1	SE2	SP2	SE3	SP3	TSP
-----	------	-----	-----	-----	-----	-----	-----	-----	-----	------	-----	-----	-----	-----	-----	-----	-----

21 Michelle Halder, DEU ,

theoretical besttime: 1:44.439

1	2:01.794	35.357	137	52.874	172	33.563	187	218	8	2:22.061	27.402	130	1:05.890	108	48.769	114	121
2	1:52.457	23.643	146	50.473	176	38.341	126	228	9	2:22.458	35.661	144	1:09.263	110	37.534	186	112
3	2:29.233	32.371	57	1:12.063	88	44.799	121	121	10	2:00.465	23.441	149	57.225	87	39.799	135	223
4	2:23.294	32.949	117	1:06.931	108	43.414	184	128	11	2:36.096	29.973	149	1:17.556	109	48.567	121	106
5	1:45.467	23.016	149	49.855	179	32.596	185	227	12	2:17.848	30.626	148	1:04.356	107	42.866	186	137
6	1:44.694	22.881	150	49.349	181	32.464	187	222	13	1:45.059	23.316	149	49.394	180	32.349	185	222
7	1:49.378	22.871	150	51.419	162	35.088	176	229									

24 Robin Brezina, DEU ,

theoretical besttime: 1:43.296

1	2:00.893	35.362	143	52.087	176	33.444	186	214	8	2:22.679	28.006	142	1:05.724	125	48.949	107	151
2	1:50.662	23.384	151	49.502	179	37.776	135	224	9	2:23.125	35.360	149	1:09.254	129	38.511	189	144
3	2:29.421	32.622	51	1:12.149	102	44.650	140	124	10	1:59.329	23.622	149	55.920	102	39.787	140	230
4	2:24.259	33.317	122	1:06.872	133	44.070	189	149	11	2:36.118	29.527	148	1:17.525	116	49.066	132	104
5	1:46.491	23.665	148	50.423	180	32.403	187	225	12	2:18.085	30.426	148	1:04.524	108	43.135	186	143
6	1:43.980	22.642	150	49.095	180	32.243	189	233	13	1:44.418	23.736	150	48.819	182	31.863	188	227
7	1:48.602	23.029	150	51.617	149	33.956	184	232									

25 Mick Schumacher, DEU ,

theoretical besttime: 1:42.136

1	1:51.135	29.482	148	49.742	180	31.911	188	220	8	2:24.335	28.207	122	1:08.820	105	47.308	131	159
2	1:49.096	22.526	149	49.812	178	36.758	136	224	9	2:28.174	35.385	117	1:08.874	111	43.915	186	143
3	2:31.248	31.735	62	1:11.853	132	47.660	133	140	10	1:56.686	22.428	150	54.978	111	39.280	130	224
4	2:27.398	31.987	100	1:06.119	117	49.292	189		11	2:35.334	29.171	127	1:18.772	110	47.391	132	127
5	1:44.215	22.511	149	49.544	178	32.160	189	225	12	2:22.947	31.077	113	1:05.719	104	46.151	189	156
6	1:43.163	22.261	150	49.142	180	31.760	189	232	13	1:42.351	22.449	149	48.530	183	31.372	188	226
7	1:45.984	22.462	150	49.463	172	34.059	186	223									

26 Harrison Newey, GBR ,

theoretical besttime: 1:43.146

1	1:53.560	30.543	143	50.149		32.868	187	223	8	2:24.341	28.058	150	1:08.295	105	47.988	118	150
2	1:47.545	22.672	148	49.360	181	35.513	141	222	9	2:27.059	35.203	120	1:08.890	117	42.966	188	142
3	2:31.787	32.047	59	1:11.755	121	47.985	107	135	10	1:57.328	22.857	150	54.506	91	39.965	132	228
4	2:26.584	31.700	98	1:05.814	124	49.070	188	151	11	2:35.376	29.525	146	1:18.430	109	47.421	128	123
5	1:44.334	22.674	149	49.496	176	32.164	189	226	12	2:22.311	30.790	120	1:05.991	109	45.530	188	190
6	1:43.206	22.523	149	48.879	182	31.804	188	224	13	1:43.824	22.734	150	49.346	182	31.744	188	222
7	1:47.208	22.615	150	50.724	175	33.869	182	227									

27 Marvin Dienst, DEU ,

theoretical besttime: 1:42.048

1	1:48.655	27.867	147	49.230	181	31.558	188	219	9	2:28.446	35.371	119	1:08.875	110	44.200	188	151
2	1:48.145	22.278	150	48.778	181	37.089	145	221	10	1:56.518	22.357	150	54.996	115	39.165	135	228
3	2:29.606	31.771	65	1:11.730	131	46.105	165	141	11	2:35.280	29.239	117	1:18.633	121	47.408	143	134
4	2:30.292	33.371	103	1:05.801	139	51.120	188	165	12	2:23.245	31.308	113	1:05.546	118	46.391	188	166
5	1:45.569	22.508	149	50.999	178	32.062	190	221	13	1:42.144	22.348	149	48.394	183	31.402	190	228
6	1:43.183	22.422	149	49.206	178	31.555	190	227									
7	1:45.643	22.270	149	49.417	152	33.956	166	230									
8	2:24.893	28.873	117	1:08.676	122	47.344	140	141									

28 Janneau Esmeijer, NLD ,

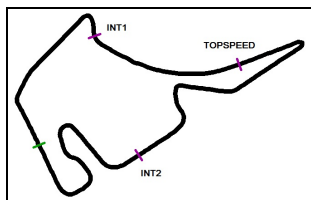
theoretical besttime: 34.084

1	1:53.008	29.261	141	51.310	174	32.437	187	224									
---	----------	--------	------------	--------	------------	--------	------------	------------	--	--	--	--	--	--	--	--	--

30 Jason Kremer, DEU ,

theoretical besttime: 1:42.580

1	1:52.220	30.245	146	49.804	181	32.171	188	225	8	2:24.408	27.839	142	1:08.855	107	47.714	127	156
2	1:48.425	22.418	150	48.914	179	37.093	141	227	9	2:27.452	35.218	114	1:08.707	131	43.527	187	160
3	2:31.309	31.969	60	1:11.819	128	47.521	125	145	10	1:57.019	22.688	149	54.743	100	39.588	136	221
4	2:27.343	32.023	105	1:05.994	118	49.326	186	157	11	2:35.259	29.509	132	1:18.498	109	47.252	127	129
5	1:44.271	22.439	150	49.553	180	32.279	188	230	12	2:22.664	31.054	113	1:05.860	110	45.750	188	177
6	1:43.232	22.353	149	48.749	181	32.130	185	224	13	1:42.877	22.503	151	48.896	181	31.478	188	223
7	1:46.756	22.548	150	50.757	169	33.451	181	231									



ADAC Formel 4

Lap analysis Race 2

Provisional



Hockenheimring, Length: 4574 m

Air temperature: 20.3°C

Track temperature: 21.1°C

Weather condition: Dry

DMSB Reg. Nr.: 254/15

Saturday 3.10.2015 17:30

Lap	Time	SE1	SP1	SE2	SP2	SE3	SP3	TSP	Lap	Time	SE1	SP1	SE2	SP2	SE3	SP3	TSP
-----	------	-----	-----	-----	-----	-----	-----	-----	-----	------	-----	-----	-----	-----	-----	-----	-----

31 Yan Leon Shlom, RUS ,

theoretical besttime: 1:44.044

1	1:58.501	32.682	138	53.555	172	32.264	186	221	8	2:21.958	27.878	127	1:05.681	130	48.399	124	147
2	1:49.795	22.690	149	50.511	175	36.594	141	231	9	2:23.186	35.890	145	1:09.418	123	37.878	187	131
3	2:29.638	31.422	49	1:11.448	128	46.768	112	122	10	1:59.488	22.980	148	56.915	107	39.593	150	229
4	2:25.165	32.907	103	1:07.088	102	45.170	185	114	11	2:36.235	30.114	147	1:17.157	118	48.964	122	96
5	1:45.413	22.907	148	49.516	176	32.990	189	226	12	2:17.806	30.824	144	1:04.392	107	42.590	187	139
6	1:47.540	23.350	148	51.783	180	32.407	186	224	13	1:44.714	23.192	148	49.651	183	31.871	190	217
7	1:49.270	22.966	149	51.690	160	34.614	183	228									

34 Toni Wolf, DEU ,

theoretical besttime: 1:42.959

1	1:54.400	31.167	138	49.922	180	33.311	188		8	2:23.288	27.552	149	1:07.809	111	47.927	125	137
2	1:47.737	22.599	149	49.151	181	35.987	156	228	9	2:26.685	35.568	113	1:08.993	112	42.124	187	141
3	2:31.779	32.263	52	1:11.591	123	47.925	107	149	10	1:57.554	22.775	150	55.047	99	39.732	138	224
4	2:26.290	31.786	96	1:06.232	120	48.272	188	161	11	2:36.591	29.980	148	1:18.311	113	48.300	129	125
5	1:44.452	22.725	149	49.688	179	32.039	188	221	12	2:20.469	29.817	120	1:06.077	120	44.575	188	179
6	1:43.090	22.647	149	48.456	182	31.987	188	227	13	1:44.353	23.021	150	49.396	182	31.936	189	225
7	1:48.679	22.655	150	51.107	165	34.917	169	227									

35 Carrie Schreiner, DEU ,

theoretical besttime: 1:44.119

1	1:59.582	34.820	132	51.789	175	32.973	185	221	8	2:23.137	28.088	149	1:06.702	111	48.347	115	140
2	1:50.677	23.024	148	50.383	171	37.270	138	220	9	2:24.619	35.099	118	1:09.594	108	39.926	186	132
3	2:29.143	31.944	50	1:12.326	105	44.873	119	126	10	1:57.660	23.009	149	55.396	107	39.255	160	226
4	2:25.028	33.386	114	1:06.851	114	44.791	184	129	11	2:36.429	30.224	150	1:17.752	114	48.453	115	118
5	1:45.562	23.360	148	49.583	178	32.619	186	227	12	2:19.246	29.836	136	1:05.734	114	43.676	186	138
6	1:44.809	22.757	150	49.500	179	32.552	185	230	13	1:44.320	22.864	151	48.991	181	32.465	186	226
7	1:46.828	23.060	150	50.496	160	33.272	170	225									

36 Joey Mawson, AUS ,

theoretical besttime: 1:41.938

1	1:50.740	29.204	146	49.637	180	31.899	189	224	8	2:24.610	28.716	115	1:08.629	124	47.265	143	158
2	1:47.650	22.549	148	48.945	182	36.156	157	225	9	2:28.542	35.566	120	1:08.700	122	44.276	189	151
3	2:31.225	32.059	65	1:11.575	126	47.591	134	163	10	1:56.627	22.462	150	54.877	123	39.288	127	229
4	2:28.266	32.089	111	1:05.649	137	50.528	190	165	11	2:35.109	29.259	118	1:18.238	131	47.612	140	130
5	1:44.134	22.519	150	49.762		31.853	188	229	12	2:23.343	31.241	116	1:05.706	110	46.396	188	174
6	1:42.967	22.396	149	49.159	180	31.412	188	223	13	1:42.155	22.428	150	48.394	182	31.333	188	225
7	1:45.793	22.211	148	49.452	156	34.130	163	224									

37 Kami Laliberte, CDN ,

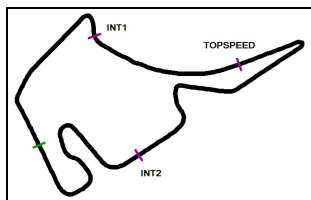
theoretical besttime: 1:43.152

1	1:53.939	30.731	148	50.042	177	33.166	187	222	8	2:22.968	28.148	148	1:07.266	119	47.554	119	144
2	1:47.793	22.615	149	49.263	181	35.915	151	225	9	2:25.880	35.436	110	1:09.402	110	41.042	188	129
3	2:31.580	31.971	56	1:11.697	117	47.912	106	141	10	1:57.156	22.722	151	54.609	104	39.825	175	224
4	2:26.502	31.754	94	1:06.092	133	48.656	188	151	11	2:36.467	30.216	137	1:17.974	108	48.277	128	119
5	1:45.559	23.284	150	49.681	180	32.594	188	221	12	2:20.184	29.964	135	1:05.896	120	44.324	188	167
6	1:45.268	23.466	147	49.977	177	31.825	187	221	13	1:43.709	22.944	151	48.979	181	31.786	188	223
7	1:47.932	22.387	149	50.216	152	35.329	167	225									

38 Luca Engstler, DEU ,

theoretical besttime: 1:43.080

1	1:54.769	31.909	146	50.085	181	32.775	187	222	6	1:43.135	22.735	149	48.569	183	31.831	185	228
2	1:48.762	22.750	147	49.047	182	36.965	144	225	7	1:48.502	22.680	147	50.955	167	34.867	169	226
3	2:30.969	31.641	54	1:11.425	103	47.903	104	143	8	2:23.691	27.869	150	1:08.162	109	47.660	115	135
4	2:26.048	31.558	99	1:06.630	125	47.860	186	163	9	2:26.326	35.455	116	1:09.317	103	41.554	188	167
5	1:44.614	23.065	146	49.380	180	32.169	187	224									



ADAC Formel 4

Lap analysis Race 2

Provisional



Hockenheimring, Length: 4574 m

Air temperature: 20.3°C

Track temperature: 21.1°C

Weather condition: Dry

DMSB Reg. Nr.: 254/15

Saturday 3.10.2015 17:30

Lap	Time	SE1	SP1	SE2	SP2	SE3	SP3	TSP	Lap	Time	SE1	SP1	SE2	SP2	SE3	SP3	TSP
39	Kevin Kratz, DEU ,								theoretical besttime: 1:44.274								
1	2:03.026	36.456	140	52.088	172	34.482	187	212	8	2:22.099	27.041	134	1:05.556	108	49.502	108	133
2	1:52.141	23.481	147	49.944	165	38.716	122	228	9	2:22.030	35.962	145	1:08.708	107	37.360	187	122
3	2:30.074	33.101	50	1:11.967	85	45.006	136	120	10	2:00.525	22.764	148	57.844	86	39.917	147	226
4	2:22.609	32.961	120	1:07.059	116	42.589	186	136	11	2:36.269	30.577	147	1:16.851	106	48.841	110	113
5	1:45.299	23.254	148	49.837	181	32.208	187	227	12	2:16.796	30.664	144	1:04.146	107	41.986	187	144
6	1:44.588	23.078	147	49.547	181	31.963	186	225	13	1:45.496	23.063	149	50.153	180	32.280	186	227
7	1:50.595	22.875	149	52.377	141	35.343	182	226									

46	Mauro Auricchio, BRA ,								theoretical besttime: 1:45.000								
1	1:57.419	34.420	137	50.526		32.473	188	227	4	2:25.022	32.967	108	1:07.267	108	44.788	187	112
2	1:51.848	22.821	148	52.478	174	36.549	150	226	5	1:45.000	22.786	145	49.308	181	32.906	187	223
3	2:29.542	32.161	51	1:12.285	115	45.096	120	149									

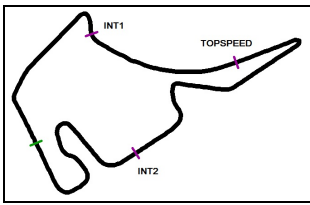
55	Marylin Niederhauser, CHE ,								theoretical besttime: 1:44.548								
1	2:03.651	38.177	148	50.713	176	34.761	184	222	8	2:21.954	26.799	147	1:05.690	99	49.465	102	131
2	1:52.139	23.305	146	50.030	177	38.804	126	223	9	2:21.681	36.236	144	1:08.531	110	36.914	185	118
3	2:30.222	33.642	50	1:11.607	86	44.973	135	110	10	2:00.797	22.936	149	58.199	89	39.662	147	222
4	2:22.431	32.993	126	1:06.805	116	42.633	184	123	11	2:36.579	30.825	147	1:16.831	102	48.923	112	113
5	1:46.178	23.215	146	50.267	180	32.696	184	223	12	2:16.319	31.052	144	1:03.443	115	41.824	184	139
6	1:45.212	23.202	148	49.714	179	32.296	184	224	13	1:45.227	23.268	148	49.446	178	32.513	184	222
7	1:50.209	23.180	149	51.430	129	35.599	182	222									

69	Lando Norris, GBR ,								theoretical besttime: 1:42.024								
1	1:50.383	29.041	143	49.599	179	31.743	189	222	8	2:24.434	29.031	115	1:08.068	138	47.335	145	127
2	1:47.422	22.470	149	49.089	182	35.863	161	225	9	2:29.065	35.530	129	1:09.113	106	44.422	188	170
3	2:30.995	31.948	66	1:11.736	129	47.311	148	142	10	1:56.507	22.437	150	54.688	131	39.382	142	226
4	2:28.920	32.187	123	1:05.921	144	50.812	188	189	11	2:34.744	29.084	102	1:18.183	113	47.477	140	119
5	1:43.624	22.445	149	49.623	180	31.556	190	229	12	2:23.729	31.579	106	1:05.707	113	46.443	189	185
6	1:42.430	22.429	151	48.378	181	31.623	189	227	13	1:42.032	22.403	151	48.193	181	31.436	191	225
7	1:46.391	22.420	148	50.124	167	33.847	172	224									

77	Job Van Uitert, NLD ,								theoretical besttime: 1:43.581								
1	2:00.365	35.077	119	52.261	172	33.027	183	225	8	2:24.005	28.313	147	1:07.089	98	48.603	115	136
2	1:50.363	23.066	148	49.731	177	37.566	131	223	9	2:24.609	34.762	118	1:09.705	104	40.142	189	109
3	2:29.094	31.933	47	1:12.489	102	44.672	121	126	10	1:57.090	22.636	149	54.541	108	39.913	164	228
4	2:24.780	33.447	111	1:06.872	115	44.461	188	138	11	2:36.440	29.845	139	1:18.106	117	48.489	121	109
5	1:44.818	22.966	147	49.369	181	32.483	187	224	12	2:19.984	30.043	126	1:05.970	114	43.971	186	155
6	1:44.713	23.009	150	49.595	179	32.109	186	228	13	1:43.905	22.888	150	49.038	181	31.979	188	227
7	1:45.664	22.762	148	49.758	177	33.144	166	224									

79	Max Hofer, AUT ,								theoretical besttime: 1:44.928								
1	2:02.800	36.157	139	52.229	171	34.414	183	223	8	2:21.819	27.050	146	1:05.723	101	49.046	108	130
2	1:51.745	23.238	144	50.272	151	38.235	125	223	9	2:22.190	36.688	144	1:08.917	100	36.585	183	124
3	2:29.622	33.077	51	1:11.656	88	44.889	122	132	10	2:00.440	23.111	146	59.246	84	38.083	138	222
4	2:23.022	32.846	113	1:06.966	116	43.210	184	131	11	2:36.847	31.010	147	1:16.886	104	48.951	108	117
5	1:45.625	23.259	145	49.952	179	32.414	183	222	12	2:15.823	31.473	146	1:03.056	105	41.294	185	127
6	1:46.733	22.968	144	51.287	178	32.478	184	221	13	1:45.335	23.296	146	49.557	177	32.482	185	226
7	1:51.020	24.326	145	51.106	134	35.588	180	222									

96	Luis Leeds, AUS ,								theoretical besttime: 1:43.840								
1	2:01.419	34.562	118	53.221	173	33.636	185	220	8	2:22.853	28.203	139	1:05.555	109	49.095	111	145
2	1:52.434	23.641	147	50.500	163	38.293	133	222	9	2:23.366	34.715	123	1:09.449	113	39.202	185	142
3	2:28.904	32.195	54	1:11.964	92	44.745	131	124	10	1:58.634	23.140	147	55.712	97	39.782	143	224
4	2:23.679	33.157	110	1:06.939	111	43.583	184	147	11	2:36.363	29.769	149	1:17.644	110	48.950	113	113
5	1:44.442	23.056	149	49.255	181	32.131	186	230	12	2:18.526	29.872	147	1:05.235	104	43.419	182	145
6	1:44.594	22.745	149	49.529	181	32.320	186	228	13	1:45.039	23.499	147	49.500	181	32.040	187	222
7	1:48.327	23.033	149	51.485	144	33.809	173	229									



Hockenheimring, Length: 4574 m
 Air temperature: 20.3°C
 Track temperature: 21.1°C
 Weather condition: Dry

ADAC Formel 4

Lap analysis Race 2

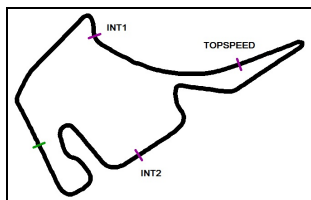
Provisional

DMSB Reg. Nr.: 254/15

Saturday 3.10.2015 17:30



Lap	Time	SE1	SP1	SE2	SP2	SE3	SP3	TSP	Lap	Time	SE1	SP1	SE2	SP2	SE3	SP3	TSP
-----	------	-----	-----	-----	-----	-----	-----	-----	-----	------	-----	-----	-----	-----	-----	-----	-----



ADAC Formel 4

Vmax list Race 2

Provisional

DMSB Reg. Nr.: 254/15

Saturday 3.10.2015 17:30



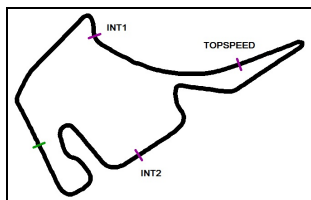
Hockenheimring, Length: 4574 m

Air temperature: 20.3°C

Track temperature: 21.0°C

Weather condition: Dry

Nr	Team, Car, Driver, Nat	Top speed
10	Motopark, ADAC Formel 4 powered by Abarth Waldherr Michael , DEU	234,83 km/h
24	Robin Brezina, ADAC Formel 4 powered by Abarth Brezina Robin , DEU	232,81 km/h
6	Mücke-Motorsport, ADAC Formel 4 powered by Abarth Ortmann Mike David , DEU	232,41 km/h
25	Van Amersfoort Racing, ADAC Formel 4 powered by Abarth Schumacher Mick , DEU	231,76 km/h
30	Team Timo Scheider, ADAC Formel 4 powered by Abarth Kremer Jason , DEU	231,16 km/h
31	Mücke-Motorsport, ADAC Formel 4 powered by Abarth Shlom Yan Leon , RUS	230,72 km/h
20	Nikolaj Rogivue, ADAC Formel 4 powered by Abarth Rogivue Nikolaj , CHE	230,47 km/h
15	Jenzer Motorsport, ADAC Formel 4 powered by Abarth Kolkmann David , DEU	230,47 km/h
96	Luis Leeds, ADAC Formel 4 powered by Abarth Leeds Luis , AUS	230,28 km/h
7	Motopark, ADAC Formel 4 powered by Abarth Eriksson Joel , SWE	230,13 km/h
35	HTP F4 Junior Team Ungar, ADAC Formel 4 powered by Ab Schreiner Carrie , DEU	230,13 km/h
27	HTP F4 Junior Team Ungar, ADAC Formel 4 powered by Ab Dienst Marvin , DEU	229,98 km/h
14	Jenzer Motorsport, ADAC Formel 4 powered by Abarth Müller-Crepon Moritz , DEU	229,84 km/h
8	Motopark, ADAC Formel 4 powered by Abarth Fittje Jannes , DEU	229,59 km/h
69	Mücke-Motorsport, ADAC Formel 4 powered by Abarth Norris Lando , GBR	229,40 km/h
3	Mücke-Motorsport, ADAC Formel 4 powered by Abarth Mazatis Benjamin , DEU	229,35 km/h
18	Race Performance, ADAC Formel 4 powered by Abarth Maggi Giorgio , CHE	229,20 km/h
13	Team piroports, ADAC Formel 4 powered by Abarth Piro Cedric , DEU	228,96 km/h
1	Neuhauser Racing Team, ADAC Formel 4 powered by Abarth Schramm Kim Luis , DEU	228,86 km/h
36	Van Amersfoort Racing, ADAC Formel 4 powered by Abarth Mawson Joey , AUS	228,72 km/h
39	Lechner Racing, ADAC Formel 4 powered by Abarth Kratz Kevin , DEU	228,38 km/h



Hockenheimring, Length: 4574 m

Air temperature: 20.3°C

Track temperature: 21.0°C

Weather condition: Dry

ADAC Formel 4

Vmax list Race 2

Provisional

DMSB Reg. Nr.: 254/15

Saturday 3.10.2015 17:30



Nr	Team, Car, Driver, Nat	Top speed
77	Provily Racing, ADAC Formel 4 powered by Abarth Van Uitert Job , NLD	228,18 km/h
21	Liqui Moly Team Engstler, ADAC Formel 4 powered by Aba Halder Michelle , DEU	228,09 km/h
34	Toni Wolf, ADAC Formel 4 powered by Abarth Wolf Toni , DEU	227,99 km/h
38	Liqui Moly Team Engstler, ADAC Formel 4 powered by Aba Engstler Luca , DEU	227,94 km/h
26	Van Amersfoort Racing, ADAC Formel 4 powered by Abartt Newey Harrison , GBR	227,66 km/h
2	Neuhauser Racing Team, ADAC Formel 4 powered by Abar Zimmermann Tim , DEU	227,18 km/h
46	Team Timo Scheider, ADAC Formel 4 powered by Abarth Auricchio Mauro , BRA	226,84 km/h
9	Motopark, ADAC Formel 4 powered by Abarth Cecotto Jonathan , VEN	226,13 km/h
79	Lechner Racing, ADAC Formel 4 powered by Abarth Hofer Max , AUT	225,66 km/h
37	Van Amersfoort Racing, ADAC Formel 4 powered by Abartt Laliberte Kami , CDN	225,47 km/h
28	HTP F4 Junior Team Ungar, ADAC Formel 4 powered by Ab Esmeijer Janneau , NLD	224,25 km/h
55	Race Performance, ADAC Formel 4 powered by Abarth Niederhauser Marylin , CHE	223,51 km/h
5	Mücke-Motorsport, ADAC Formel 4 powered by Abarth Beckmann David , DEU	223,09 km/h
16	Jenzer Motorsport, ADAC Formel 4 powered by Abarth Böckmann Marek , DEU	223,09 km/h