



# ADAC Formel 4

## Result List Free Practice 2



Provisional

**DMSB** Reg. Nr.: 254/15

Friday 2.10.2015 14:25



Hockenheimring, Length: 4574 m

Air temperature: 22.9°C

Track temperature: 29.4°C

Weather condition: Dry

started : 35      classified : 35      not classified : 0

#	Competitor	Sponsor	Lap	Best Time	Gap	Diff	Kph	Day Time
Cl.	Drivers	Car						
1	27 HTP F4 Junior Team Ungar M.Dienst(DEU)	ADAC Formel 4 powered by Abarth	5	1:41.209			162,7	14:33:43
2	28 HTP F4 Junior Team Ungar J.Esmeijer(NLD)	ADAC Formel 4 powered by Abarth	9	1:41.292	0.083	0.083	162,6	14:40:30
3	5 ADAC Berlin-Brandenburg e.V. R D.Beckmann(DEU)	ADAC Formel 4 powered by Abarth	11	1:41.297	0.088	0.005	162,6	14:47:21
4	69 ADAC Berlin-Brandenburg e.V. L.Norris(GBR)	ADAC Formel 4 powered by Abarth	7	1:41.336	0.127	0.039	162,5	14:37:42
5	2 Neuhauser Racing T.Zimmermann(DEU)	ADAC Formel 4 powered by Abarth	6	1:41.433	0.224	0.097	162,3	14:36:47
6	6 ADAC Berlin-Brandenburg e.V. R M.Ortmann(DEU)	ADAC Formel 4 powered by Abarth	7	1:41.623	0.414	0.190	162,0	14:38:02
7	7 Motopark J.Eriksson(SWE)	ADAC Formel 4 powered by Abarth	9	1:41.714	0.505	0.091	161,9	14:44:44
8	36 Van Amersfoort Racing J.Mawson(AUS)	ADAC Formel 4 powered by Abarth	4	1:41.752	0.543	0.038	161,8	14:33:17
9	1 Neuhauser Racing K.Schramm(DEU)	ADAC Formel 4 powered by Abarth	6	1:41.861	0.652	0.109	161,7	14:37:12
10	34 Toni Wolf R T.Wolf(DEU)	ADAC Formel 4 powered by Abarth	10	1:41.913	0.704	0.052	161,6	14:43:42
11	26 Van Amersfoort Racing H.Newey(GBR)	ADAC Formel 4 powered by Abarth	11	1:41.935	0.726	0.022	161,5	14:45:46
12	10 Motopark M.Waldherr(DEU)	ADAC Formel 4 powered by Abarth	5	1:41.941	0.732	0.006	161,5	14:33:52
13	25 Van Amersfoort Racing R M.Schumacher(DEU)	ADAC Formel 4 powered by Abarth	8	1:41.982	0.773	0.041	161,5	14:40:26
14	31 ADAC Berlin-Brandenburg e.V. R Y.Shlom(RUS)	ADAC Formel 4 powered by Abarth	5	1:42.170	0.961	0.188	161,2	14:35:23
15	37 Van Amersfoort Racing R K.Laliberte(CDN)	ADAC Formel 4 powered by Abarth	10	1:42.199	0.990	0.029	161,1	14:43:06
16	20 Nikolaj Rogivue N.Rogivue(CHE)	ADAC Formel 4 powered by Abarth	11	1:42.200	0.991	0.001	161,1	14:45:34
17	38 Liqui Moly Team Engstler R L.Engstler(DEU)	ADAC Formel 4 powered by Abarth	11	1:42.208	0.999	0.008	161,1	14:47:50
18	77 Provily Racing R J.Van Uiter(NLD)	ADAC Formel 4 powered by Abarth	6	1:42.220	1.011	0.012	161,1	14:35:33
19	30 Team Timo Scheider J.Kremer(DEU)	ADAC Formel 4 powered by Abarth	7	1:42.275	1.066	0.055	161,0	14:38:28
20	46 Team Timo Scheider M.Auricchio(BRA)	ADAC Formel 4 powered by Abarth	8	1:42.322	1.113	0.047	160,9	14:40:19
21	13 Team piroports C.Piro(DEU)	ADAC Formel 4 powered by Abarth	9	1:42.334	1.125	0.012	160,9	14:41:18
22	8 Motopark R J.Fittje(DEU)	ADAC Formel 4 powered by Abarth	6	1:42.446	1.237	0.112	160,7	14:37:20
23	3 ADAC Berlin-Brandenburg e.V. R B.Mazatis(DEU)	ADAC Formel 4 powered by Abarth	11	1:42.476	1.267	0.030	160,7	14:47:03
24	16 Jenzer Motorsport GmbH M.Böckmann(DEU)	ADAC Formel 4 powered by Abarth	6	1:42.496	1.287	0.020	160,7	14:38:09
25	9 Motopark R J.Cecotto(VEN)	ADAC Formel 4 powered by Abarth	10	1:42.519	1.310	0.023	160,6	14:43:18



Hockenheimring, Length: 4574 m

Air temperature: 22.9°C

Track temperature: 29.4°C

Weather condition: Dry

# ADAC Formel 4 Result List Free Practice 2

Provisional

**DMSB** Reg. Nr.: 254/15

Friday 2.10.2015 14:25



started : 35      classified : 35      not classified : 0

#	Competitor	Sponsor	Lap	Best Time	Gap	Diff	Kph	Day Time
Cl.	Drivers	Car						
26	14 Jenzer Motorsport GmbH M.Müller-Crepon(DEU)	ADAC Formel 4 powered by Abarth	8	<b>1:42.624</b>	1.415	0.105	160,5	14:41:30
27	96 Luis Leeds L.Leeds(AUS)	ADAC Formel 4 powered by Abarth	8	<b>1:42.649</b>	1.440	0.025	160,4	14:40:23
28	15 Jenzer Motorsport GmbH D.Kolkmann(DEU)	ADAC Formel 4 powered by Abarth	7	<b>1:42.669</b>	1.460	0.020	160,4	14:39:53
29	18 Race Performance G.Maggi(CHE)	ADAC Formel 4 powered by Abarth	6	<b>1:42.894</b>	1.685	0.225	160,0	14:36:36
30	24 Robin Brezina R.Brezina(DEU)	ADAC Formel 4 powered by Abarth	7	<b>1:43.192</b>	1.983	0.298	159,6	14:38:54
31	35 HTP F4 Junior Team Ungar R.C.Schreiner(DEU)	ADAC Formel 4 powered by Abarth	4	<b>1:43.233</b>	2.024	0.041	159,5	14:33:14
32	39 Lechner Racing R.K.Kratz(DEU)	ADAC Formel 4 powered by Abarth	6	<b>1:43.490</b>	2.281	0.257	159,1	14:36:34
33	21 Liqui Moly Team Engstler R.M.Halder(DEU)	ADAC Formel 4 powered by Abarth	12	<b>1:43.491</b>	2.282	0.001	159,1	14:47:29
34	79 Lechner Racing R.M.Hofer(AUT)	ADAC Formel 4 powered by Abarth	6	<b>1:43.881</b>	2.672	0.390	158,5	14:36:32
35	55 Race Performance R.M.Niederhauser(CHE)	ADAC Formel 4 powered by Abarth	7	<b>1:44.516</b>	3.307	0.635	157,5	14:38:25

**Subject to final scrutineering!**

Publications Time:

Clerk of the course:

Time Keeping:



# ADAC Formel 4

## Lap analysis Free Practice 2



Provisional

**DMSB** Reg. Nr.: 254/15



Hockenheimring, Length: 4574 m

Air temperature: 22.9°C

Track temperature: 29.4°C

Weather condition: Dry

Friday 2.10.2015 14:25

Lap	Time	SE1	SP1	SE2	SP2	SE3	SP3	TSP	Lap	Time	SE1	SP1	SE2	SP2	SE3	SP3	TSP
<b>1 Kim Luis Schramm, DEU ,</b>									<b>theoretical besttime: 1:41.848</b>								
1	3:30.636	2:02.558	143	53.696	157	34.382	168	191	7	1:47.793	<b>22.315</b>	150	48.587	180	36.891	184	221
2	1:51.513	24.327	148	55.473	177	31.713	186	188	8	1:42.205	22.365	149	48.669	180	31.171	185	218
3	1:42.564	22.389	<b>150</b>	<b>48.366</b>	<b>182</b>	31.809	184	<b>222</b>	9	1:43.506	22.398	149	48.596	180	32.512	175	220
4	1:43.244	22.737	149	48.656	153	31.851	184	222	10	2:28.166	23.305	147	48.975	178	1:15.886		218
5	1:42.641	22.496	150	48.574	177	31.571	185	221	11	3:35.391	2:08.565	148	53.401	128	33.425	<b>186</b>	212
6	<b>1:41.861</b>	22.327	149	48.367	181	<b>31.167</b>	186	220	12	1:42.476	22.506	149	48.716	180	31.254	184	218

<b>2 Tim Zimmermann, DEU ,</b>									<b>theoretical besttime: 1:41.284</b>								
1	3:14.374	1:41.752	139	57.872	109	34.750	185	162	8	1:41.802	22.156	150	48.480	181	31.166	186	219
2	1:44.860	23.093	150	49.867	181	31.900	185	219	9	1:41.999	<b>22.103</b>	150	48.480	181	31.416	187	220
3	1:42.401	22.426	150	48.555	<b>183</b>	31.420	186	220	10	1:42.511	22.173	150	48.393	181	31.945	187	221
4	1:41.945	22.266	150	48.504	182	31.175	185	219	11	1:49.629	22.151	150	48.692	182	38.786		220
5	1:42.119	22.251	150	48.630	181	31.238	186	219	12	2:42.429	1:22.100	149	48.929	181	31.400	186	218
6	<b>1:41.433</b>	22.252	150	<b>48.132</b>	182	<b>31.049</b>	186	<b>224</b>	13	1:42.101	22.324	149	48.568	182	31.209	<b>187</b>	218
7	2:00.243	22.149	<b>151</b>	57.386	135	40.708	186	220									

<b>3 Benjamin Mazatis, DEU ,</b>									<b>theoretical besttime: 1:42.273</b>								
1	4:46.027	3:22.296	143	50.890	176	32.841	183	216	8	1:42.599	22.532	149	<b>48.462</b>	180	31.605	<b>187</b>	221
2	1:44.005	22.899	149	48.910	181	32.196	185	220	9	1:42.650	<b>22.317</b>	148	48.507	181	31.826	186	220
3	1:43.610	22.730	147	48.724	181	32.156	183	221	10	1:43.066	22.683	148	48.770	<b>181</b>	31.613	184	219
4	1:43.072	22.599	150	48.705	180	31.768	185	221	<b>11</b>	<b>1:42.476</b>	22.423	149	48.559	181	<b>31.494</b>	185	220
5	1:45.044	22.645	149	48.735	180	33.664	185	222	12	1:43.057	22.706	150	48.591	181	31.760	184	219
6	1:48.052	22.931	<b>151</b>	49.176	178	35.945	187	<b>225</b>	13	1:43.494	22.838	149	48.962	179	31.694	185	218
7	1:43.145	22.494	149	48.838	179	31.813	186	221									

<b>5 David Beckmann, DEU ,</b>									<b>theoretical besttime: 1:41.169</b>								
1	2:36.180	1:12.292	148	52.085	180	31.803	188	196	8	1:46.979	22.303	152	48.256	183	36.420		224
2	1:42.923	22.661	151	48.572	184	31.690	188	222	9	4:22.778	2:44.801	147	58.013	149	39.964	189	211
3	1:42.174	22.516	150	48.112	185	31.546	189	224	10	1:41.557	22.286	152	48.100	183	<b>31.171</b>	<b>190</b>	223
4	1:42.421	22.228	151	48.610	<b>185</b>	31.583	187	<b>226</b>	<b>11</b>	<b>1:41.297</b>	22.181	151	<b>47.843</b>	183	31.273	189	225
5	1:41.813	22.276	151	48.132	185	31.405	186	223	12	1:41.453	22.169	152	48.013	183	31.271	188	223
6	1:41.350	22.188	152	47.890	183	31.272	188	223	13	1:44.846	<b>22.155</b>	151	50.255	181	32.436	168	223
7	1:41.394	22.253	<b>153</b>	47.889	183	31.252	188	224									

<b>6 Mike David Ortmann, DEU ,</b>									<b>theoretical besttime: 1:41.623</b>								
1	2:46.166	1:23.470	149	49.874	181	32.822	184	212	8	1:42.106	22.183	149	48.325	181	31.598	186	220
2	1:44.620	23.452	148	49.215	182	31.953	184	217	9	1:57.781	22.603	148	56.641	118	38.537	187	220
3	1:43.174	22.981	147	48.721	181	31.472	185	220	10	1:42.284	22.260	149	48.633	182	31.391	187	221
4	1:42.386	22.292	148	48.597	182	31.497	186	218	11	1:44.562	22.215	148	49.305	173	33.042	186	222
5	1:42.277	22.236	148	48.572	181	31.469	186	219	12	1:41.890	22.193	<b>149</b>	48.395	182	31.302	187	221
6	1:42.118	22.414	149	48.283	182	31.421	184	<b>224</b>	13	1:43.452	22.325	148	48.169	182	32.958	<b>188</b>	221
7	<b>1:41.623</b>	<b>22.167</b>	149	<b>48.162</b>	181	<b>31.294</b>	186	222	14	1:42.194	22.263	149	48.433	<b>183</b>	31.498	187	220

<b>7 Joel Eriksson, SWE ,</b>									<b>theoretical besttime: 1:41.652</b>								
1	2:16.937	46.378	148	55.649	162	34.910	186	178	8	1:42.170	22.300	<b>151</b>	48.466	181	31.404	<b>188</b>	223
2	1:46.651	23.459	150	51.086	179	32.106	186	205	<b>9</b>	<b>1:41.714</b>	<b>22.182</b>	151	48.238	180	<b>31.294</b>	187	222
3	1:42.681	22.527	149	48.549	182	31.605	187	223	10	1:41.988	22.214	150	48.226	182	31.548	187	222
4	1:42.561	22.459	150	48.413	182	31.689	186	223	11	1:42.205	22.275	150	48.422	182	31.508	188	223
5	1:48.390	22.399	150	48.470	182	37.521		<b>224</b>	12	1:41.993	22.328	151	48.212	182	31.453	188	222
6	5:14.949	3:41.700	144	56.984	152	36.265	180	158	13	1:43.127	22.399	151	<b>48.176</b>	<b>183</b>	32.552	188	222
7	1:48.264	24.212	149	52.241	181	31.811	188	167									



# ADAC Formel 4

## Lap analysis Free Practice 2



Provisional

**DMSB** Reg. Nr.: 254/15



Hockenheimring, Length: 4574 m

Air temperature: 22.9°C

Track temperature: 29.4°C

Weather condition: Dry

Friday 2.10.2015 14:25

Lap	Time	SE1	SP1	SE2	SP2	SE3	SP3	TSP	Lap	Time	SE1	SP1	SE2	SP2	SE3	SP3	TSP
<b>8 Jannes Fittje, DEU ,</b>									<b>theoretical besttime: 1:42.246</b>								
1	3:34.913	2:06.625	142	54.214	170	34.074	174	181	8	1:48.070	22.770	148	50.829	175	34.471	185	206
2	1:49.470	24.254	149	52.614	169	32.602	183	191	9	1:43.158	22.599	148	48.977	177	31.582	186	221
3	1:47.466	23.346	<b>150</b>	51.906	179	32.214	186	215	10	1:42.930	22.424	149	48.901	177	31.605	<b>187</b>	222
4	1:42.808	22.474	149	48.714	<b>183</b>	31.620	186	222	11	1:42.708	<b>22.309</b>	147	48.635	180	31.764	182	221
5	1:42.755	22.637	147	48.472	181	31.646	185	<b>225</b>	12	1:44.874	22.690	149	50.061	180	32.123	187	222
6	<b>1:42.446</b>	22.509	149	<b>48.422</b>	180	<b>31.515</b>	185	223	13	1:43.038	22.518	148	48.770	181	31.750	183	222
7	1:44.494	22.573	149	49.732	176	32.189	187	222	14	1:45.154	22.776	149	48.763	181	33.615	187	224

<b>9 Jonathan Cecotto, VEN ,</b>									<b>theoretical besttime: 1:42.315</b>								
1	1:51.681	26.707	150	51.727	175	33.247	182	212	8	1:48.417	22.603	150	48.355	181	37.459		222
2	1:44.872	23.110	<b>151</b>	50.049	180	31.713	186	196	9	2:33.738	1:13.011	151	48.601	181	32.126	187	223
3	1:43.403	23.088	149	48.705	<b>182</b>	31.610	185	221	<b>10</b>	<b>1:42.519</b>	22.486	149	<b>48.324</b>	180	31.709	187	222
4	1:44.500	23.636	150	49.087	178	31.777	186	<b>226</b>	11	1:42.880	22.646	149	48.549	180	31.685	186	221
5	1:42.601	<b>22.464</b>	150	48.485	181	31.652	185	222	12	1:44.044	22.837	148	49.578	180	31.629	185	220
6	1:44.144	22.731	150	49.302	174	32.111	186	222	13	1:42.549	22.500	149	48.522	182	<b>31.527</b>	<b>188</b>	222
7	1:42.811	22.655	149	48.435	181	31.721	185	225	14	1:51.866	22.607	148	51.360	180	37.899		220

<b>10 Michael Waldherr, DEU ,</b>									<b>theoretical besttime: 1:41.761</b>								
1	2:02.990	38.220	146	52.706	180	32.064	187	174	8	1:47.778	22.331	149	48.263	182	37.184		223
2	1:42.674	22.506	149	48.552	183	31.616	188	221	9	2:50.531	1:30.580	150	48.487	182	31.464	189	222
3	1:42.461	22.446	149	48.552	183	31.463	184	224	10	1:41.977	<b>22.229</b>	150	48.257	182	31.491	189	<b>225</b>
4	1:41.991	22.434	<b>150</b>	48.136	183	31.421	188	225	11	1:42.248	22.320	150	48.376	<b>184</b>	31.552	<b>190</b>	225
5	<b>1:41.941</b>	22.347	149	<b>48.123</b>	183	31.471	188	222	12	1:42.134	22.393	148	48.332	182	<b>31.409</b>	<b>189</b>	224
6	1:50.360	24.567	148	52.921	152	32.872	187	220	13	1:44.798	22.388	147	50.878	179	31.532	188	223
7	1:42.337	22.264	149	48.494	180	31.579	187	223	14	1:42.454	22.306	149	48.551	182	31.597	188	222

<b>13 Cedric Piro, DEU ,</b>									<b>theoretical besttime: 1:42.243</b>								
1	2:14.887	52.706	147	49.898	181	32.283	183		8	2:00.570	22.576	149	1:06.108	177	31.886	186	112
2	1:43.449	23.009	150	48.741	<b>182</b>	31.699	186	223	<b>9</b>	<b>1:42.334</b>	<b>22.275</b>	149	48.522	180	31.537	186	219
3	1:42.832	22.563	149	48.682	182	31.587	186	224	10	1:45.364	22.487	<b>150</b>	51.350	181	<b>31.527</b>	187	216
4	1:42.639	22.392	149	48.566	180	31.681	184	<b>224</b>	11	1:46.163	23.980	148	50.547	181	31.636	<b>187</b>	218
5	1:46.321	25.510	148	49.073	181	31.738	183	217	12	1:42.572	22.536	150	<b>48.441</b>	182	31.595	186	222
6	1:42.825	22.541	149	48.731	182	31.553	185	221	13	1:42.835	22.525	149	48.527	180	31.783	186	221
7	1:42.447	22.382	149	48.506	181	31.559	185	221	14	1:49.743	22.668	148	48.714	181	38.361		220

<b>14 Moritz Müller-Crepon, DEU ,</b>									<b>theoretical besttime: 1:42.464</b>								
1	2:09.076	40.219	147	53.749	160	35.108	174	173	<b>8</b>	<b>1:42.624</b>	22.497	<b>149</b>	48.740	179	<b>31.387</b>	<b>187</b>	217
2	1:52.853							205	9	1:43.162	22.491	147	49.121	176	31.550	185	216
3	3:49.803	2:17.456	120	56.547	163	35.800	176	187	10	1:52.419	24.329	148	56.336	179	31.754	186	194
4	1:45.888	23.941	147	49.855	180	32.092	184	214	11	1:42.902	22.473	148	<b>48.708</b>	180	31.721	185	217
5	1:44.123	22.773	148	49.444	<b>181</b>	31.906	183	218	12	1:42.823	<b>22.369</b>	147	48.956	179	31.498	186	218
6	1:43.241	22.748	148	48.718	180	31.775	184	218	13	1:43.060	22.490	148	48.903	180	31.667	186	<b>219</b>
7	1:42.895	22.469	148	48.764	179	31.662	184	216									

<b>15 David Kolkman, DEU ,</b>									<b>theoretical besttime: 1:42.562</b>								
1	4:27.487	2:50.365	144	1:02.735	153	34.387	162	161	8	1:42.934	22.390	148	48.816	180	31.728	185	219
2	1:50.964	26.621	147	51.954	177	32.389	183	189	9	1:51.277	24.070	142	54.727	175	32.480	185	174
3	1:43.603	22.575	148	49.153	180	31.875	182	219	10	1:44.808	22.520	147	49.006	179	33.282	<b>185</b>	217
4	1:43.201	22.537	148	49.009	<b>180</b>	31.655	183	<b>219</b>	11	1:44.903	22.434	148	48.810	180	33.659	185	217
5	1:43.133	22.697	147	48.781	180	31.655	184	218	12	1:43.048	22.543	147	48.866	179	31.639	185	217
6	1:42.736	22.432	148	<b>48.690</b>	179	31.614	183	219	13	1:42.976	22.507	148	48.942	179	31.527	184	215
7	<b>1:42.669</b>	<b>22.373</b>	<b>149</b>	48.797	179	<b>31.499</b>	184	217									



# ADAC Formel 4

## Lap analysis Free Practice 2



Provisional

**DMSB** Reg. Nr.: 254/15



Hockenheimring, Length: 4574 m

Air temperature: 22.9°C

Track temperature: 29.4°C

Weather condition: Dry

Friday 2.10.2015 14:25

Lap	Time	SE1	SP1	SE2	SP2	SE3	SP3	TSP	Lap	Time	SE1	SP1	SE2	SP2	SE3	SP3	TSP
<b>16</b>	Marek Böckmann, DEU ,								<b>theoretical besttime: 1:42.340</b>								
1	4:26.958	2:49.314	140	1:03.059	159	34.585	155	159	8	1:42.796	22.370	147	49.095	179	<b>31.331</b>	185	217
2	1:50.858	25.611	146	52.766	178	32.481	184	179	9	1:42.671	22.306	147	48.912	179	31.453	<b>187</b>	217
3	1:43.524	22.664	148	49.272	180	31.588	183	217	10	1:53.057	23.446	148	55.571	154	34.040	186	193
4	1:43.097	22.527	147	48.943	179	31.627	184	217	11	1:42.661	22.341	147	48.777	<b>181</b>	31.543	185	218
5	1:42.501	22.332	147	48.800	180	31.369	184	218	12	1:42.593	22.328	148	<b>48.732</b>	180	31.533	185	<b>219</b>
6	<b>1:42.496</b>	<b>22.277</b>	149	48.839	179	31.380	185	218	13	1:42.668	22.460	147	48.797	180	31.411	186	219
7	1:42.553	22.294	<b>149</b>	48.838	179	31.421	183	217									

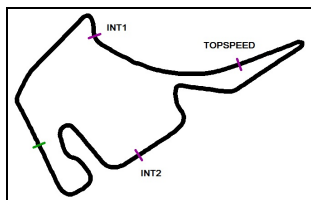
<b>18</b>	Giorgio Maggi, CHE ,								<b>theoretical besttime: 1:42.571</b>								
1	2:58.217	1:36.558	144	49.735	180	31.924	184	215	8	1:42.944	22.463	148	<b>48.767</b>	176	31.714	<b>186</b>	<b>219</b>
2	1:44.135	22.865	148	49.332	180	31.938	184	216	9	1:52.429	24.464	149	49.221	179	38.744		215
3	1:43.806	23.040	147	49.044	180	31.722	184	218	10	3:44.256	2:19.231	148	50.716	166	34.309	182	215
4	1:43.536	22.819	<b>151</b>	48.856	180	31.861	183	218	11	1:43.326	22.560	148	49.319	<b>181</b>	31.447	185	217
5	1:43.470	22.796	148	49.032	181	31.642	182	217	12	1:42.936	<b>22.364</b>	148	48.833	180	31.739	185	217
6	<b>1:42.894</b>	22.467	148	48.931	180	31.496	184	219	13	1:49.490	22.584	147	48.968	181	37.938		215
7	1:43.035	22.730	149	48.865	179	<b>31.440</b>	185	218									

<b>20</b>	Nikolaj Rogivue, CHE ,								<b>theoretical besttime: 1:42.022</b>								
1	2:46.592	1:04.425	118	1:03.110	135	39.057	139	147	8	1:44.662	22.456	149	48.387	182	33.819	186	222
2	2:04.619	30.011	134	57.883	156	36.725	161	184	9	1:43.116	22.650	150	48.926	180	31.540	187	221
3	1:58.809	25.160	137	1:01.095	176	32.554	185	152	10	1:42.767	<b>22.337</b>	149	48.676	181	31.754	187	221
4	1:43.104	22.596	150	48.798	182	31.710	185	220	<b>11</b>	<b>1:42.200</b>	22.464	149	<b>48.273</b>	181	31.463	186	<b>225</b>
5	1:42.896	22.525	147	48.732	181	31.639	186	220	12	1:42.652	22.582	150	48.580	181	31.490	<b>188</b>	221
6	1:42.302	22.358	<b>150</b>	48.532	182	<b>31.412</b>	186	223	13	1:42.548	22.351	<b>150</b>	48.616	181	31.581	187	220
7	1:43.008	22.633	<b>150</b>	48.429	182	31.946	187	222	14	1:49.044	22.493	150	48.458	<b>182</b>	38.093		220

<b>21</b>	Michelle Halder, DEU ,								<b>theoretical besttime: 1:43.464</b>								
1	2:05.172	41.462	147	50.885	178	32.825	183	205	8	1:43.754	22.760	149	49.134	179	31.860	183	217
2	1:44.826	23.027	150	49.504	180	32.295	183	216	9	1:52.636	<b>22.640</b>	149	49.253	179	40.743		216
3	1:44.536	22.999	148	49.475	181	32.062	182	217	10	2:54.279	1:32.571	147	49.624	179	32.084	186	215
4	1:44.525	22.943	148	49.247	180	32.335	181	217	11	1:43.762	22.730	<b>150</b>	49.152	180	31.880	184	216
5	1:44.374	22.786	149	49.528	181	32.060	183	216	<b>12</b>	<b>1:43.491</b>	22.667	148	<b>49.068</b>	<b>182</b>	<b>31.756</b>	<b>187</b>	218
6	1:44.089	22.703	148	49.283	179	32.103	183	217	13	1:43.944	22.685	148	49.421	180	31.838	184	<b>219</b>
7	1:44.133	22.823	150	49.074	179	32.236	181	219	14	1:43.777	22.672	149	49.233	181	31.872	186	<b>219</b>

<b>24</b>	Robin Brezina, DEU ,								<b>theoretical besttime: 1:42.953</b>								
1	3:17.382	1:53.764	148	51.262	177	32.356	183	206	<b>7</b>	<b>1:43.192</b>	22.664	<b>151</b>	48.936	<b>181</b>	<b>31.592</b>	185	219
2	1:48.665	25.686	124	51.249	181	31.730	184	210	8	1:43.246	22.588	150	48.876	180	31.782	185	218
3	1:44.269	22.712	147	49.461	181	32.096	185	218	9	1:45.357	<b>22.570</b>	149	48.954	181	33.833	172	219
4	1:50.072	22.796	149	<b>48.791</b>	181	38.485	184	<b>221</b>	10	1:56.611	25.172	114	52.708	96	38.731	185	210
5	1:47.651	22.862	150	50.364	135	34.425	185	218	11	1:43.515	22.881	150	48.861	181	31.773	<b>187</b>	219
6	1:43.299	22.625	149	48.997	181	31.677	185	220	12	1:49.408	23.537	149	49.493	181	36.378		220

<b>25</b>	Mick Schumacher, DEU ,								<b>theoretical besttime: 1:41.789</b>								
1	3:16.991	1:53.083	144	51.151	174	32.757	181	205	<b>8</b>	<b>1:41.982</b>	22.236	149	<b>48.499</b>	180	31.247	187	219
2	1:47.623	23.201	149	50.616	155	33.806	180	207	9	3:03.444	24.114	90	1:13.364	131	1:25.966		106
3	1:50.843	24.612	127	54.877	<b>182</b>	31.354	186	199	10	2:58.969	1:38.931	149	48.771	181	31.267	<b>187</b>	218
4	1:42.015	22.207	<b>150</b>	48.661	181	<b>31.147</b>	185	218	11	1:42.161	<b>22.143</b>	148	48.632	181	31.386	179	219
5	1:43.007	22.188	149	49.230	177	31.589	186	219	12	1:42.436	22.504	148	48.637	181	31.295	187	219
6	1:42.070	22.202	149	48.591	181	31.277	185	<b>221</b>	13	1:42.171	22.266	149	48.577	182	31.328	187	219
7	1:42.200	22.307	149	48.565	181	31.328	186	219									



# ADAC Formel 4

## Lap analysis Free Practice 2



Provisional

**DMSB** Reg. Nr.: 254/15



Hockenheimring, Length: 4574 m

Air temperature: 22.9°C

Track temperature: 29.4°C

Weather condition: Dry

Friday 2.10.2015 14:25

Lap	Time	SE1	SP1	SE2	SP2	SE3	SP3	TSP	Lap	Time	SE1	SP1	SE2	SP2	SE3	SP3	TSP
<b>26</b>	Harrison Newey, GBR ,								<b>theoretical besttime: 1:41.694</b>								
1	2:14.314	51.952	147	50.116	180	32.246	177	206	8	1:46.821	23.352	150	51.813	176	31.656	188	208
2	1:43.655	23.083	150	48.702	182	31.870	185	219	9	1:42.276	22.288	<b>151</b>	48.421	182	31.567	182	221
3	1:42.601	22.609	151	48.581	<b>183</b>	31.411	186	220	10	1:42.166	22.430	150	48.540	180	31.196	188	220
4	1:45.691	22.474	150	49.629	147	33.588	185	221	<b>11</b>	<b>1:41.935</b>	<b>22.263</b>	150	<b>48.280</b>	182	31.392	<b>189</b>	<b>224</b>
5	1:42.300	22.372	150	48.579	182	31.349	186	220	12	1:42.236	22.650	150	48.388	181	31.198	188	223
6	1:47.895	22.351	150	48.582	181	36.962		221	13	1:41.982	22.407	150	48.424	181	<b>31.151</b>	187	219
7	2:56.806	1:25.550	128	57.460	169	33.796	181	180	14	1:42.118	22.406	149	48.453	182	31.259	188	219

<b>27</b>	Marvin Dienst, DEU ,								<b>theoretical besttime: 1:40.855</b>								
1	1:56.979	35.586	149	49.724	181	31.669	187	216	7	6:24.533	4:57.146	147	51.357	159	36.030	189	221
2	1:41.885	22.394	151	48.312	<b>183</b>	31.179	189	220	8	1:41.745	22.349	150	48.254	182	31.142	188	221
3	1:41.800	22.075	151	48.574	<b>184</b>	31.151	189	<b>227</b>	9	1:41.393	<b>22.033</b>	151	48.174	184	31.186	188	222
4	1:41.390	22.543	<b>151</b>	<b>47.796</b>	184	31.051	188	225	10	1:48.319	22.119	150	48.121	183	38.079	<b>189</b>	223
5	<b>1:41.209</b>	22.097	149	48.086	<b>183</b>	<b>31.026</b>	188	222	11	1:47.931	25.452	121	50.420	181	32.059	187	217
6	2:36.182	22.063	150	48.036	184	1:26.083		223	12	1:42.446	22.321	151	48.459	183	31.666	184	221

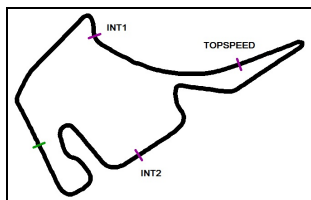
<b>28</b>	Janneau Esmeijer, NLD ,								<b>theoretical besttime: 1:41.196</b>								
1	1:54.566	31.508	146	50.880	182	32.178	184	213	8	1:41.412	22.254	152	48.077	183	<b>31.081</b>	188	222
2	1:43.306	22.903	151	48.883	182	31.520	188	217	<b>9</b>	<b>1:41.292</b>	<b>22.140</b>	151	<b>47.975</b>	183	31.177	189	223
3	1:42.373	22.492	150	48.501	184	31.380	186	224	10	1:48.523	22.319	151	49.658	172	36.546		<b>230</b>
4	1:42.526	22.698	149	48.477	<b>185</b>	31.351	188	213	11	4:03.857	2:43.337	150	49.209	182	31.311	189	218
5	1:41.523	22.200	151	48.154	184	31.169	187	224	12	1:41.723	22.218	152	48.362	182	31.143	<b>189</b>	221
6	1:42.240	22.551	151	48.204	<b>183</b>	31.485	187	222	13	1:42.461	22.363	151	48.296	183	31.802	186	221
7	1:41.297	22.198	151	48.011	182	31.088	188	224	14	1:46.632	22.655	<b>152</b>	48.234	183	35.743		221

<b>30</b>	Jason Kremer, DEU ,								<b>theoretical besttime: 1:42.104</b>								
1	3:12.415	1:50.159	150	50.165	180	32.091	186	207	<b>7</b>	<b>1:42.275</b>	22.409	150	<b>48.362</b>	181	31.504	186	221
2	1:42.859	22.610	150	48.685	183	31.564	186	220	8	1:43.644	22.474	<b>151</b>	48.576	182	32.594	187	222
3	1:42.304	22.466	151	48.385	182	31.453	<b>187</b>	<b>224</b>	9	1:42.417	22.412	151	48.583	181	<b>31.422</b>	186	222
4	1:42.644	22.326	149	48.686	182	31.632	186	222	10	1:52.597	<b>22.320</b>	150	49.281	153	40.996		220
5	1:42.925	22.461	150	48.770	182	31.694	185	221	11	5:01.316	2:50.967	148	49.715	180	1:20.634		218
6	1:42.493	22.483	149	48.462	<b>183</b>	31.548	185	222	12	2:21.127	47.253	148	54.044	181	39.830		219

<b>31</b>	Yan Leon Shlom, RUS ,								<b>theoretical besttime: 1:41.872</b>								
1	2:32.215							209	8	1:42.200	22.613	149	48.222	182	31.365	188	222
2	2:43.545	1:21.998	149	49.641	181	31.906	184	210	9	1:48.523	22.536	149	49.260	177	36.727		224
3	1:42.912	22.672	149	48.629	183	31.611	186	219	10	3:28.830	2:07.652	148	49.591	183	31.587	183	220
4	1:42.439	22.522	149	48.463	183	31.454	187	220	11	1:43.229	23.368	148	48.529	182	<b>31.332</b>	<b>189</b>	222
5	<b>1:42.170</b>	22.529	150	48.200	183	31.441	186	<b>226</b>	12	1:45.501	24.456	150	49.389	182	31.656	187	217
6	1:42.223	22.532	<b>151</b>	48.248	183	31.443	185	224	13	1:48.496	<b>22.377</b>	149	48.438	<b>183</b>	37.681	184	222
7	1:42.308	22.538	150	<b>48.163</b>	182	31.607	187	222									

<b>34</b>	Toni Wolf, DEU ,								<b>theoretical besttime: 1:41.872</b>								
1	2:43.222	1:00.842	119	1:03.602	142	38.778	152	154	8	1:42.229	22.365	150	48.443	182	31.421	187	221
2	1:58.974	27.687	134	57.652	176	33.635	181	156	9	1:42.076	22.229	151	48.326	182	31.521	187	222
3	1:46.756	24.636	143	49.906	176	32.214	186	218	<b>10</b>	<b>1:41.913</b>	22.248	150	<b>48.300</b>	181	<b>31.365</b>	188	222
4	1:42.529	22.438	151	48.515	<b>183</b>	31.576	188	221	11	1:45.180	22.835	149	49.995	174	32.350	190	220
5	1:57.158	24.519	120	59.817	171	32.822	186	145	12	1:42.144	22.344	150	48.371	182	31.429	<b>190</b>	227
6	1:42.272	22.368	150	48.317	183	31.587	186	223	13	1:42.117	<b>22.207</b>	150	48.513	183	31.397	189	<b>228</b>
7	1:45.537	22.233	<b>151</b>	50.601	178	32.703	186	223	14	1:47.295	22.486	149	48.525	183	36.284		222

<b>35</b>	Carrie Schreiner, DEU ,								<b>theoretical besttime: 1:43.029</b>								
1	3:02.164	1:35.154	148	53.384	169	33.626	185	199	8	3:43.092	2:21.544	150	49.562	181	31.986	186	220
2	1:44.849	23.103	150	49.198	181	32.548	182	218	9	1:43.798	22.969	149	48.772	180	32.057	184	220
3	1:43.831	22.797	150	48.834	182	32.200	185	221	10	1:44.695	22.676	150	49.041	180	32.978	185	220
4	<b>1:43.233</b>	<b>22.418</b>	150	<b>48.646</b>	182	32.169	185	<b>224</b>	11	1:44.778	23.511	148	49.164	181	32.103	185	224
5	1:50.507	22.713	150	53.793	146	34.001	185	222	12	1:43.641	22.633	150	48.929	181	32.079	185	219



# ADAC Formel 4

## Lap analysis Free Practice 2



Provisional

**DMSB** Reg. Nr.: 254/15



Hockenheimring, Length: 4574 m

Air temperature: 22.9°C

Track temperature: 29.4°C

Weather condition: Dry

Friday 2.10.2015 14:25

Lap	Time	SE1	SP1	SE2	SP2	SE3	SP3	TSP	Lap	Time	SE1	SP1	SE2	SP2	SE3	SP3	TSP
6	1:44.195	22.653	150	49.417	179	32.125	183	221	13	1:43.552	22.629	150	48.958	<b>182</b>	<b>31.965</b>	<b>187</b>	218
7	1:56.756	23.020	<b>151</b>	52.536	175	41.200		220									

### 36 Joey Mawson, AUS ,

**theoretical besttime: 1:41.752**

1	3:10.716	1:49.182	147	49.779	180	31.755	186	207	7	1:47.214	22.252	147	48.558	<b>183</b>	36.404		222
2	1:42.332	22.265	<b>149</b>	48.674	182	31.393	186	219	8	5:01.080	3:41.036	149	48.701	181	31.343	187	222
3	1:42.136	22.306	148	48.552	182	31.278	186	221	9	1:42.163	22.396	148	48.499	181	31.268	188	<b>223</b>
4	<b>1:41.752</b>	<b>22.092</b>	148	<b>48.450</b>	182	<b>31.210</b>	186	222	10	1:42.223	22.340	148	48.509	181	31.374	187	220
5	1:53.403	22.296	146	59.026	174	32.081	186	164	11	1:42.191	22.275	147	48.656	181	31.260	186	220
6	1:45.313	23.624	148	50.320	182	31.369	186	191	12	1:42.135	22.228	148	48.630	182	31.277	<b>188</b>	220

### 37 Kami Laliberte, CDN ,

**theoretical besttime: 1:41.846**

1	2:33.184	1:06.533	139	53.732	169	32.919	182	197	8	1:50.330	23.867	138	54.638	171	31.825	186	176
2	1:44.250	23.013	150	49.657	181	31.580	184	217	9	1:42.466	22.279	151	48.870	179	31.317	187	218
3	1:42.696	22.451	150	48.739	181	31.506	186	218	<b>10</b>	<b>1:42.199</b>	22.250	149	48.655	181	31.294	<b>188</b>	218
4	1:44.099	22.299	149	49.590	179	32.210	185	219	11	1:42.408	22.330	150	48.853	180	<b>31.225</b>	187	217
5	1:42.744	22.672	<b>151</b>	48.573	<b>182</b>	31.499	185	<b>220</b>	12	1:42.301	<b>22.237</b>	149	48.809	181	31.255	187	219
6	1:42.272	22.362	150	48.568	181	31.342	186	219	13	1:42.517	22.297	148	48.740	181	31.480	187	218
7	1:42.345	22.444	150	<b>48.384</b>	180	31.517	185	<b>220</b>	14	1:50.380	22.560	149	48.787	181	39.033		217

### 38 Luca Engstler, DEU ,

**theoretical besttime: 1:41.884**

1	2:09.685	46.945	148	50.365	179	32.375	180	206	8	4:48.347	3:02.167	125	1:05.181	139	40.999	146	159
2	1:44.147	23.130	151	49.189	182	31.828	185	215	9	1:57.633	28.218	140	55.691	156	33.724	188	183
3	1:43.191	22.719	148	48.777	182	31.695	184	220	10	1:46.193	22.958	<b>152</b>	51.119	171	32.116	<b>189</b>	220
4	1:43.016	22.742	149	48.589	182	31.685	187	223	<b>11</b>	<b>1:42.208</b>	22.408	149	48.467	<b>183</b>	<b>31.333</b>	188	223
5	1:43.732	22.670	149	48.936	183	32.126	187	225	12	1:54.786	<b>22.374</b>	148	48.418	182	43.994	142	220
6	1:42.815	22.924	151	<b>48.177</b>	182	31.714	185	<b>228</b>	13	1:49.056	24.539	145	50.926	156	33.591	188	205
7	1:49.255	22.998	148	48.784	181	37.473		222									

### 39 Kevin Kratz, DEU ,

**theoretical besttime: 1:43.207**

1	2:47.089	1:17.311	145	53.126	163	36.652	166	199	8	1:43.808	22.853	148	49.032	180	31.923	185	221
2	1:50.478	25.848	146	51.312	179	33.318	184	208	9	1:43.596	22.693	148	49.144	179	31.759	186	220
3	1:45.166	24.019	147	49.326	180	31.821	185	219	10	1:54.304	22.883	146	49.894	176	41.527		217
4	1:44.195	22.834	<b>148</b>	49.452	181	31.909	184	216	11	3:54.201	2:32.146	131	49.997	178	32.058	186	<b>221</b>
5	1:43.976	22.842	147	49.283	180	31.851	184	220	12	1:44.553	23.160	148	49.541	<b>181</b>	31.852	<b>187</b>	216
6	<b>1:43.490</b>	22.731	147	49.040	181	<b>31.719</b>	181	220	13	1:44.413	<b>22.552</b>	147	49.083	<b>181</b>	32.778	186	219
7	1:43.640	22.894	147	<b>48.936</b>	179	31.810	184	221									

### 46 Mauro Auricchio, BRA ,

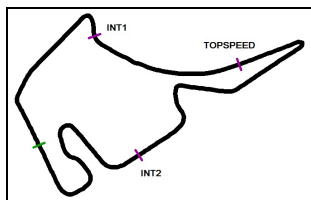
**theoretical besttime: 1:42.088**

1	3:19.518	1:55.542	149	51.732	174	32.244	181	191	<b>8</b>	<b>1:42.322</b>	22.366	<b>151</b>	48.530	180	<b>31.426</b>	184	221
2	1:42.942	22.642	150	48.866	178	31.434	185	219	9	1:44.958	22.903	148	50.599	180	31.456	183	204
3	1:43.518	22.505	149	49.326	176	31.687	187	218	10	1:42.882	22.496	148	48.799	181	31.587	188	220
4	1:42.759	22.460	150	48.731	<b>183</b>	31.568	183	218	11	1:49.741	22.735	149	49.005	180	38.001		217
5	1:43.038	22.542	138	48.944	181	31.552	184	218	12	4:15.136	2:54.605	148	48.946	178	31.585	<b>188</b>	218
6	1:42.326	22.472	149	<b>48.367</b>	181	31.487	187	<b>222</b>	13	1:46.961	22.694	148	52.595	181	31.672	187	197
7	1:43.014	<b>22.295</b>	149	48.896	180	31.823	184	220									

### 55 Marylin Niederhauser, CHE ,

**theoretical besttime: 1:44.444**

1	2:45.951	1:15.441	142	54.622	169	35.888	177	211	<b>7</b>	<b>1:44.516</b>	<b>22.979</b>	148	49.310	176	32.227	182	218
2	1:51.390	25.879	146	51.657	176	33.854	181	<b>218</b>	8	3:12.318	23.097	<b>151</b>	49.520	179	1:59.701		216
3	1:48.027	24.460	148	50.532	178	33.035	178	216	9	4:18.959	2:54.912	143	50.913	173	33.134	182	216
4	1:45.516	23.380	150	49.918	180	<b>32.218</b>	183	216	10	1:45.955	23.344	147	50.105	178	32.506	184	216
5	1:44.996	23.037	147	49.604	179	32.355	182	216	11	1:44.922	23.179	149	49.469	180	32.274	<b>185</b>	216
6	1:45.239	23.161	146	49.650	<b>181</b>	32.428	180	217	12	1:44.790	23.212	147	<b>49.247</b>	180	32.331	184	217



# ADAC Formel 4

## Lap analysis Free Practice 2



Provisional

**DMSB** Reg. Nr.: 254/15



Hockenheimring, Length: 4574 m

Air temperature: 22.9°C

Track temperature: 29.4°C

Weather condition: Dry

Friday 2.10.2015 14:25

Lap	Time	SE1	SP1	SE2	SP2	SE3	SP3	TSP	Lap	Time	SE1	SP1	SE2	SP2	SE3	SP3	TSP
<b>69</b>	Lando Norris, GBR ,								<b>theoretical besttime: 1:41.073</b>								
1	2:31.732	1:09.576	149	50.213	178	31.943	186	213	8	2:38.843	22.595	151	48.419	180	1:27.829		221
2	1:42.555	22.585	151	48.615	183	31.355	186	219	9	3:55.221	2:31.792	150	51.009	155	32.420	188	218
3	1:41.743	22.280	150	48.286	182	31.177	186	221	10	1:46.338	22.181	148	48.174	181	35.983	<b>190</b>	221
4	1:41.846	22.278	150	48.385	183	31.183	188	221	11	1:41.564	22.298	151	48.109	182	31.157	188	<b>227</b>
5	1:41.585	22.192	149	48.272	184	31.121	188	220	12	1:41.923	22.181	150	47.988	<b>184</b>	31.754	189	223
6	1:41.363	<b>22.099</b>	150	48.255	183	<b>31.009</b>	187	222	13	1:41.450	22.349	<b>152</b>	<b>47.965</b>	181	31.136	189	222
7	<b>1:41.336</b>	22.195	149	48.081	181	31.060	185	224									

<b>77</b>	Job Van Uitert, NLD ,								<b>theoretical besttime: 1:42.026</b>								
1	1:59.454	37.023	145	50.166	180	32.265	188	216	9	1:42.698	22.487	149	48.549	179	31.662	186	220
2	1:44.344	23.192	149	49.209	179	31.943	185	218	10	1:42.729	22.576	148	48.699	180	31.454	186	222
3	1:42.906	22.735	<b>149</b>	48.662	182	31.509	185	219	11	1:42.774	22.780	147	48.645	180	31.349	187	222
4	1:42.302	22.416	149	48.549	181	31.337	185	222	12	1:42.264	22.367	148	48.584	181	<b>31.313</b>	186	222
5	1:42.479	22.362	147	48.684	181	31.433	186	220	13	1:42.822	22.549	149	48.661	181	31.612	<b>188</b>	<b>224</b>
6	<b>1:42.220</b>	22.338	148	48.516	182	31.366	187	220	14	1:43.308	22.904	148	48.829	181	31.575	187	220
7	1:42.379	22.561	147	<b>48.409</b>	<b>182</b>	31.409	185	222	15	1:42.781	22.345	149	48.624	181	31.812	186	222
8	1:42.366	<b>22.304</b>	148	48.556	181	31.506	185	220									

<b>79</b>	Max Hofer, AUT ,								<b>theoretical besttime: 1:43.790</b>								
1	2:46.143	1:17.758	144	52.936	171	35.449	177	205	8	1:44.120	22.835	<b>147</b>	49.356	178	31.929	184	216
2	1:49.157	25.013	143	51.463	176	32.681	181	215	9	1:51.720	22.935	145	49.541	166	39.244		216
3	1:44.864	23.136	146	49.633	179	32.095	183	217	10	3:18.581	1:56.114	145	49.900	178	32.567	<b>185</b>	216
4	1:44.393	<b>22.669</b>	145	49.781	<b>179</b>	31.943	184	218	11	1:44.136	22.776	145	49.479	178	31.881	184	218
5	1:44.172	22.841	146	49.447	179	31.884	183	217	12	1:44.456	22.795	145	49.549	178	32.112	184	216
6	<b>1:43.881</b>	22.751	147	<b>49.242</b>	179	31.888	183	218	13	1:46.922	24.325	145	50.404	175	32.193	185	<b>218</b>
7	1:44.027	22.795	147	49.353	178	<b>31.879</b>	183	218									

<b>96</b>	Luis Leeds, AUS ,								<b>theoretical besttime: 1:42.575</b>								
1	2:49.055	1:07.289	128	1:02.749	129	39.017	135	156	<b>8</b>	<b>1:42.649</b>	<b>22.477</b>	149	48.795	180	<b>31.377</b>	<b>186</b>	218
2	2:03.820	28.622	140	59.214	140	35.984	142	168	9	1:49.451	24.088	121	51.012	179	34.351	186	208
3	1:50.112	25.869	146	49.826	178	34.417	183	219	10	1:46.732	22.628	147	51.984	179	32.120	185	182
4	1:43.553	22.762	147	49.117	180	31.674	184	218	11	1:43.205	22.636	<b>149</b>	48.809	180	31.760	184	219
5	1:47.112	24.613	124	50.438	180	32.061	185	198	12	1:43.012	22.609	147	48.830	180	31.573	186	219
6	1:43.368	22.687	145	48.984	<b>182</b>	31.697	185	<b>221</b>	13	1:55.328	24.531	88	52.673	180	38.124		217
7	1:43.289	22.482	<b>149</b>	<b>48.721</b>	180	32.086	184	219									





Hockenheimring, Length: 4574 m

Air temperature: 22.9°C

Track temperature: 29.5°C

Weather condition: Dry

# ADAC Formel 4

## Vmax list Free Practice 2

Provisional

**DMSB** Reg. Nr.: 254/15

Friday 2.10.2015 14:25



Nr	Team, Car, Driver, Nat	Top speed
28	HTP F4 Junior Team Ungar, ADAC Formel 4 powered by Ab Esmeijer Janneau , NLD	229,69 km/h
38	Liqui Moly Team Engstler, ADAC Formel 4 powered by Aba Engstler Luca , DEU	228,33 km/h
34	Toni Wolf, ADAC Formel 4 powered by Abarth Wolf Toni , DEU	228,14 km/h
27	HTP F4 Junior Team Ungar, ADAC Formel 4 powered by Ab Dienst Marvin , DEU	227,42 km/h
69	Mücke-Motorsport, ADAC Formel 4 powered by Abarth Norris Lando , GBR	226,56 km/h
5	Mücke-Motorsport, ADAC Formel 4 powered by Abarth Beckmann David , DEU	226,32 km/h
31	Mücke-Motorsport, ADAC Formel 4 powered by Abarth Shlom Yan Leon , RUS	226,27 km/h
9	Motopark, ADAC Formel 4 powered by Abarth Cecotto Jonathan , VEN	225,94 km/h
10	Motopark, ADAC Formel 4 powered by Abarth Waldherr Michael , DEU	225,38 km/h
8	Motopark, ADAC Formel 4 powered by Abarth Fittje Jannes , DEU	225,19 km/h
20	Nikolaj Rogivue, ADAC Formel 4 powered by Abarth Rogivue Nikolaj , CHE	224,81 km/h
3	Mücke-Motorsport, ADAC Formel 4 powered by Abarth Mazatis Benjamin , DEU	224,77 km/h
30	Team Timo Scheider, ADAC Formel 4 powered by Abarth Kremer Jason , DEU	224,21 km/h
7	Motopark, ADAC Formel 4 powered by Abarth Eriksson Joel , SWE	224,11 km/h
13	Team piroports, ADAC Formel 4 powered by Abarth Piro Cedric , DEU	223,83 km/h
2	Neuhauser Racing Team, ADAC Formel 4 powered by Abarth Zimmermann Tim , DEU	223,74 km/h
35	HTP F4 Junior Team Ungar, ADAC Formel 4 powered by Ab Schreiner Carrie , DEU	223,70 km/h
77	ProVily Racing, ADAC Formel 4 powered by Abarth Van Uitert Job , NLD	223,65 km/h
6	Mücke-Motorsport, ADAC Formel 4 powered by Abarth Ortmann Mike David , DEU	223,60 km/h
26	Van Amersfoort Racing, ADAC Formel 4 powered by Abart Newey Harrison , GBR	223,51 km/h
36	Van Amersfoort Racing, ADAC Formel 4 powered by Abart Mawson Joey , AUS	223,05 km/h



Hockenheimring, Length: 4574 m

Air temperature: 22.9°C

Track temperature: 29.5°C

Weather condition: Dry

# ADAC Formel 4

## Vmax list Free Practice 2

Provisional

**DMSB** Reg. Nr.: 254/15

Friday 2.10.2015 14:25



Nr	Team, Car, Driver, Nat	Top speed
46	Team Timo Scheider, ADAC Formel 4 powered by Abarth Auricchio Mauro , BRA	222,09 km/h
1	Neuhauser Racing Team, ADAC Formel 4 powered by Abarth Schramm Kim Luis , DEU	221,99 km/h
39	Lechner Racing, ADAC Formel 4 powered by Abarth Kratz Kevin , DEU	221,49 km/h
24	Robin Brezina, ADAC Formel 4 powered by Abarth Brezina Robin , DEU	221,09 km/h
25	Van Amersfoort Racing, ADAC Formel 4 powered by Abarth Schumacher Mick , DEU	220,90 km/h
96	Luis Leeds, ADAC Formel 4 powered by Abarth Leeds Luis , AUS	220,77 km/h
37	Van Amersfoort Racing, ADAC Formel 4 powered by Abarth Laliberte Kami , CDN	219,91 km/h
15	Jenzer Motorsport, ADAC Formel 4 powered by Abarth Kolkmann David , DEU	219,33 km/h
21	Liqui Moly Team Engstler, ADAC Formel 4 powered by Abarth Halder Michelle , DEU	219,20 km/h
16	Jenzer Motorsport, ADAC Formel 4 powered by Abarth Böckmann Marek , DEU	219,11 km/h
18	Race Performance, ADAC Formel 4 powered by Abarth Maggi Giorgio , CHE	218,76 km/h
14	Jenzer Motorsport, ADAC Formel 4 powered by Abarth Müller-Crepon Moritz , DEU	218,58 km/h
79	Lechner Racing, ADAC Formel 4 powered by Abarth Hofer Max , AUT	218,23 km/h
55	Race Performance, ADAC Formel 4 powered by Abarth Niederhauser Marylin , CHE	217,92 km/h