



ADAC Formel 4

Result List Free Practice 1



Provisional

DMSB Reg. Nr.: 254/15



Hockenheimring, Length: 4574 m

Air temperature: 18.4°C

Track temperature: 23.9°C

Weather condition: Dry

Friday 2.10.2015 11:40

started : 34 classified : 34 not classified : 0

#	Competitor	Sponsor	Lap	Best Time	Gap	Diff	Kph	Day Time
Cl.	Drivers	Car						
1	27 HTP F4 Junior Team Ungar M.Dienst(DEU)	ADAC Formel 4 powered by Abarth	10	1:40.540			163,8	12:01:28
2	28 HTP F4 Junior Team Ungar J.Esmeijer(NLD)	ADAC Formel 4 powered by Abarth	11	1:40.871	0.331	0.331	163,2	12:03:15
3	5 ADAC Berlin-Brandenburg e.V. R D.Beckmann(DEU)	ADAC Formel 4 powered by Abarth	12	1:41.335	0.795	0.464	162,5	12:04:20
4	10 Motopark M.Waldherr(DEU)	ADAC Formel 4 powered by Abarth	11	1:41.364	0.824	0.029	162,4	12:03:51
5	77 Provily Racing R J.Van Uiter(NLD)	ADAC Formel 4 powered by Abarth	13	1:41.442	0.902	0.078	162,3	12:02:30
6	26 Van Amersfoort Racing H.Newey(GBR)	ADAC Formel 4 powered by Abarth	7	1:41.483	0.943	0.041	162,3	11:55:54
7	69 ADAC Berlin-Brandenburg e.V. L.Norris(GBR)	ADAC Formel 4 powered by Abarth	12	1:41.488	0.948	0.005	162,2	12:03:21
8	36 Van Amersfoort Racing J.Mawson(AUS)	ADAC Formel 4 powered by Abarth	11	1:41.588	1.048	0.100	162,1	12:01:33
9	25 Van Amersfoort Racing R M.Schumacher(DEU)	ADAC Formel 4 powered by Abarth	10	1:41.668	1.128	0.080	162,0	12:00:22
10	7 Motopark J.Eriksson(SWE)	ADAC Formel 4 powered by Abarth	6	1:41.704	1.164	0.036	161,9	11:51:21
11	2 Neuhauser Racing T.Zimmermann(DEU)	ADAC Formel 4 powered by Abarth	7	1:41.753	1.213	0.049	161,8	11:52:33
12	30 Team Timo Scheider J.Kremer(DEU)	ADAC Formel 4 powered by Abarth	12	1:41.794	1.254	0.041	161,8	12:03:04
13	16 Jenzer Motorsport GmbH M.Böckmann(DEU)	ADAC Formel 4 powered by Abarth	12	1:41.795	1.255	0.001	161,8	12:01:21
14	18 Race Performance G.Maggi(CHE)	ADAC Formel 4 powered by Abarth	10	1:41.836	1.296	0.041	161,7	11:59:25
15	31 ADAC Berlin-Brandenburg e.V. R Y.Shlom(RUS)	ADAC Formel 4 powered by Abarth	12	1:42.140	1.600	0.304	161,2	12:05:26
16	3 ADAC Berlin-Brandenburg e.V. R B.Mazatis(DEU)	ADAC Formel 4 powered by Abarth	8	1:42.247	1.707	0.107	161,0	11:57:39
17	13 Team piroports C.Piro(DEU)	ADAC Formel 4 powered by Abarth	8	1:42.337	1.797	0.090	160,9	11:54:38
18	9 Motopark R J.Cecotto(VEN)	ADAC Formel 4 powered by Abarth	11	1:42.384	1.844	0.047	160,8	12:02:41
19	38 Liqui Moly Team Engstler R L.Engstler(DEU)	ADAC Formel 4 powered by Abarth	11	1:42.474	1.934	0.090	160,7	12:05:29
20	1 Neuhauser Racing K.Schramm(DEU)	ADAC Formel 4 powered by Abarth	11	1:42.483	1.943	0.009	160,7	12:03:49
21	34 Toni Wolf R T.Wolf(DEU)	ADAC Formel 4 powered by Abarth	7	1:42.500	1.960	0.017	160,6	11:53:17
22	96 Luis Leeds L.Leeds(AUS)	ADAC Formel 4 powered by Abarth	12	1:42.523	1.983	0.023	160,6	12:01:37
23	24 Robin Brezina R R.Brezina(DEU)	ADAC Formel 4 powered by Abarth	6	1:42.558	2.018	0.035	160,6	11:51:39
24	37 Van Amersfoort Racing R K.Laliberte(CDN)	ADAC Formel 4 powered by Abarth	5	1:42.570	2.030	0.012	160,5	11:50:22
25	20 Nikolaj Rogivue N.Rogivue(CHE)	ADAC Formel 4 powered by Abarth	7	1:42.575	2.035	0.005	160,5	11:53:11



ADAC Formel 4

Result List Free Practice 1



Provisional

DMSB Reg. Nr.: 254/15

Friday 2.10.2015 11:40



Hockenheimring, Length: 4574 m

Air temperature: 18.4°C

Track temperature: 23.9°C

Weather condition: Dry

started : 34 classified : 34 not classified : 0

#	Competitor	Sponsor	Lap	Best Time	Gap	Diff	Kph	Day Time
Cl.	Drivers	Car						
26	15 Jenzer Motorsport GmbH D.Kolkmann(DEU)	ADAC Formel 4 powered by Abarth	10	1:42.604	2.064	0.029	160,5	11:57:51
27	46 Team Timo Scheider M.Auricchio(BRA)	ADAC Formel 4 powered by Abarth	9	1:42.614	2.074	0.010	160,5	11:56:17
28	35 HTP F4 Junior Team Ungar R C.Schreiner(DEU)	ADAC Formel 4 powered by Abarth	12	1:42.722	2.182	0.108	160,3	12:06:14
29	14 Jenzer Motorsport GmbH M.Müller-Crepon(DEU)	ADAC Formel 4 powered by Abarth	13	1:42.853	2.313	0.131	160,1	12:03:41
30	21 Liqui Moly Team Engstler R M.Halder(DEU)	ADAC Formel 4 powered by Abarth	10	1:43.154	2.614	0.301	159,6	11:57:47
31	8 Motopark R J.Fittje(DEU)	ADAC Formel 4 powered by Abarth	8	1:43.212	2.672	0.058	159,5	12:01:39
32	55 Race Performance R M.Niederhauser(CHE)	ADAC Formel 4 powered by Abarth	14	1:43.842	3.302	0.630	158,6	12:05:19
33	39 Lechner Racing R K.Kratz(DEU)	ADAC Formel 4 powered by Abarth	6	1:44.367	3.827	0.525	157,8	11:52:05
34	79 Lechner Racing R M.Hofer(AUT)	ADAC Formel 4 powered by Abarth	10	1:44.777	4.237	0.410	157,2	11:58:31

Subject to final scrutineering!

Publications Time:

Clerk of the course:

Time Keeping:



ADAC Formel 4

Lap analysis Free Practice 1



Provisional

DMSB Reg. Nr.: 254/15



Hockenheimring, Length: 4574 m

Air temperature: 18.4°C

Track temperature: 23.9°C

Weather condition: Dry

Friday 2.10.2015 11:40

Lap	Time	SE1	SP1	SE2	SP2	SE3	SP3	TSP	Lap	Time	SE1	SP1	SE2	SP2	SE3	SP3	TSP
1 Kim Luis Schramm, DEU ,									theoretical besttime: 1:42.231								
1	2:20.775	51.780	145	55.844	176	33.151	182	173	7	1:49.152	23.108	148	54.074	180	31.970	181	185
2	1:43.655	22.766	149	49.272	182	31.617	185	218	8	1:49.753	23.126	149	48.855	182	37.772		217
3	1:50.120	22.757	148	55.839	182	31.524	185	217	9	5:41.292	4:21.144	148	48.775	181	31.373	185	218
4	1:42.811	22.340	150	48.998	182	31.473	184	218	10	1:42.795	22.678	149	48.750	182	31.367	185	217
5	1:43.596	23.105	147	48.988	181	31.503	186	217	11	1:42.483	22.396	151	48.720	182	31.367	185	219
6	1:43.032	22.307	150	48.767	181	31.958	180	218	12	1:42.996	22.391	150	48.557	183	32.048	184	221

2 Tim Zimmermann, DEU ,									theoretical besttime: 1:41.701								
1	2:20.009	50.539	145	56.068	176	33.402	184	172	7	1:41.753	22.103	150	48.544	183	31.106	187	219
2	1:42.903	22.671	150	48.813	182	31.419	186	218	8	2:44.849	25.822	135	54.459	182	1:24.568		185
3	1:42.057	22.294	150	48.543	183	31.220	186	222	9	4:48.922	3:28.465	149	49.036	182	31.421	185	218
4	1:41.780	22.168	150	48.516	183	31.096	189	221	10	1:42.890	22.216	149	48.659	182	32.015	186	220
5	1:42.583	22.620	149	48.707	183	31.256	186	220	11	1:41.989	22.220	149	48.592	183	31.177	186	220
6	1:42.154	22.347	148	48.605	183	31.202	187	220	12	1:43.958	22.616	149	48.502	183	32.840	182	219

3 Benjamin Mazatis, DEU ,									theoretical besttime: 1:41.843								
1	5:34.168	4:04.558	131	55.043	167	34.567	172	186	7	1:42.439	22.342	151	48.560	177	31.537	187	222
2	1:49.381	25.129	130	52.037	177	32.215	185	219	8	1:42.247	22.242	151	48.431	183	31.574	188	220
3	1:43.604	22.866	149	48.999	181	31.739	186	219	9	1:42.643	22.911	151	48.176	182	31.556	187	226
4	1:42.525	22.386	148	48.641	182	31.498	185	221	10	1:42.440	22.283	151	48.639	182	31.518	185	219
5	1:42.421	22.444	150	48.497	183	31.480	187	220	11	1:55.896	22.486	152	48.478	183	44.932		219
6	1:42.449	22.419	150	48.605	182	31.425	185	218									

5 David Beckmann, DEU ,									theoretical besttime: 1:41.189								
1	2:23.589	59.197	147	52.324	176	32.068	184	189	8	1:41.688	22.386	152	48.009	184	31.293	189	223
2	1:43.212	22.899	150	48.684	184	31.629	188	218	9	1:44.823	23.460	150	48.970	183	32.393	189	219
3	1:42.381	22.472	150	48.192	185	31.717	189	221	10	1:41.518	22.263	151	48.027	185	31.228	187	222
4	1:41.548	22.159	151	48.225	184	31.164	190	226	11	1:41.384	22.265	153	47.981	185	31.138	188	222
5	1:41.990	22.285	150	48.106	184	31.599	187	227	12	1:41.335	22.189	152	47.903	185	31.243	188	224
6	2:43.861	22.249	151	48.344	184	1:33.268		224	13	1:41.389	22.240	153	47.892	186	31.257	188	224
7	3:52.913	2:26.456	146	50.985	168	35.472	186	213									

7 Joel Eriksson, SWE ,									theoretical besttime: 1:41.379								
1	2:33.227	49.086	121	1:04.356	145	39.785	154	154	8	1:41.988	22.295	150	48.379	183	31.314	189	222
2	1:56.917	28.424	148	55.495	177	32.998	174	159	9	1:41.801	22.299	151	48.233	183	31.269	188	225
3	1:46.042	24.202	151	50.361	180	31.479	187	210	10	1:43.403	22.209	149	48.129	184	33.065	177	223
4	1:41.935	22.238	149	48.198	184	31.499	189	223	11	1:43.587	23.110	151	48.367	184	32.110	189	224
5	1:41.892	22.336	149	48.203	184	31.353	188	223	12	1:41.708	22.281	150	47.976	184	31.451	188	224
6	1:41.704	22.134	149	48.223	182	31.347	188	225	13	1:41.790	22.378	151	47.996	185	31.416	188	227
7	1:41.921	22.208	149	48.409	182	31.304	188	222	14	1:50.139	22.259	151	48.046	184	39.834		222

8 Jannes Fittje, DEU ,									theoretical besttime: 1:42.650								
1	5:25.927	3:48.294	137	53.961	174	43.672		191	6	1:43.228	22.510	150	48.839	182	31.879	187	221
2	5:46.894	4:20.647	147	53.357	172	32.890	183	184	7	1:43.470	22.918	149	48.837	182	31.715	183	222
3	1:48.068	22.844	150	53.093	172	32.131	186	188	8	1:43.212	22.987	147	48.657	183	31.568	187	219
4	1:43.662	22.800	146	49.066	182	31.796	185	218	9	1:43.323	22.677	149	48.807	180	31.839	185	221
5	1:44.661	22.425	150	48.850	179	33.386	184	219	10	1:43.279	22.689	150	48.680	182	31.910	186	221

9 Jonathan Cecotto, VEN ,									theoretical besttime: 1:41.993								
1	2:02.527	29.178	138	58.703	167	34.646	159	153	8	1:43.759	23.055	153	49.274	183	31.430	185	219
2	1:57.933	26.157	147	58.510	158	33.266	165	158	9	1:42.545	22.581	149	48.538	183	31.426	187	222
3	1:49.414	24.064	150	51.928	165	33.422	185	185	10	1:47.536	22.286	151	52.572	151	32.678	187	222
4	1:43.817	22.851	150	48.944	181	32.022	185	222	11	1:42.384	22.506	150	48.546	183	31.332	187	222
5	2:00.804	23.898	149	54.942	156	41.964		185	12	1:43.889	22.292	151	48.375	184	33.222	181	222
6	4:22.175	2:49.275	133	58.942	174	33.958	168	169	13	1:51.998	24.712	146	49.416	181	37.870		220
7	1:48.163	24.640	150	51.581	180	31.942	181	198									



ADAC Formel 4

Lap analysis Free Practice 1



Provisional

DMSB Reg. Nr.: 254/15



Hockenheimring, Length: 4574 m

Air temperature: 18.4°C

Track temperature: 23.9°C

Weather condition: Dry

Friday 2.10.2015 11:40

Lap	Time	SE1	SP1	SE2	SP2	SE3	SP3	TSP	Lap	Time	SE1	SP1	SE2	SP2	SE3	SP3	TSP
10	Michael Waldherr, DEU ,								theoretical besttime: 1:41.272								
1	2:12.577	47.881	141	52.020	179	32.676	185	196	7	1:50.033	25.167	150	52.229	179	32.637	183	190
2	1:45.521	23.194	149	49.812	182	32.515	186	212	8	1:42.410	22.731	152	48.328	183	31.351	188	224
3	1:48.289	25.506	104	50.955	183	31.828	187	218	9	1:41.373	22.124	151	48.072	185	31.177	187	222
4	1:43.065	22.544	149	48.802	184	31.719	188	224	10	1:41.599	22.089	150	48.249	185	31.261	187	222
5	2:44.608	22.588	147	48.681	183	1:33.339		225	11	1:41.364	22.039	151	48.164	185	31.161	189	223
6	5:00.527	3:28.188	134	56.587	162	35.752	159	168	12	1:43.292	22.139	150	48.074	184	33.079	189	223

13	Cedric Piro, DEU ,								theoretical besttime: 1:42.210								
1	2:37.626	1:14.622	142	50.563	177	32.441	185	215	8	1:42.337	22.325	150	48.649	183	31.363	185	218
2	1:44.478	23.056	148	49.647	181	31.775	186	213	9	1:52.328	22.263	151	52.500	90	37.565	186	219
3	1:43.651	22.859	149	49.184	183	31.608	186	218	10	1:42.557	22.433	150	48.621	182	31.503	187	220
4	1:43.025	22.388	148	49.124	182	31.513	186	219	11	1:50.907	24.551	149	48.988	182	37.368		220
5	1:42.659	22.413	149	48.749	183	31.497	187	220	12	3:40.785	2:20.368	149	48.903	183	31.514	187	221
6	1:42.586	22.402	150	48.768	182	31.416	186	219	13	1:53.449	25.626	149	48.862	184	38.961		218
7	1:42.433	22.412	150	48.695	183	31.326	186	219									

14	Moritz Müller-Crepon, DEU ,								theoretical besttime: 1:42.629								
1	2:48.079	1:18.964	145	53.825	175	35.290	172	188	8	1:52.573	24.639	149	55.901	181	32.033	184	167
2	1:46.413	24.525	145	49.708	180	32.180	184	215	9	1:43.720	22.841	148	49.195	179	31.684	185	219
3	1:44.130	23.045	147	49.411	180	31.674	185	217	10	1:43.158	22.605	149	48.986	181	31.567	183	219
4	1:43.870	22.556	149	49.558	180	31.756	185	217	11	1:43.004	22.684	150	48.657	181	31.663	185	221
5	1:43.427	22.611	149	49.095	179	31.721	186	219	12	1:43.279	22.766	149	48.870	183	31.643	184	217
6	1:43.378	22.661	151	49.128	181	31.589	186	227	13	1:42.853	22.572	149	48.865	181	31.416	186	218
7	1:43.488	22.589	148	48.869	180	32.030	182	219	14	1:51.892	22.725	145	49.316	175	39.851		217

15	David Kolkman, DEU ,								theoretical besttime: 1:42.358								
1	2:21.305	52.713	143	55.782	175	32.810	183	175	9	1:43.011	22.506	147	48.929	181	31.576	184	218
2	1:44.845	23.036	146	49.853	180	31.956	184	217	10	1:42.604	22.475	149	48.701	181	31.428	185	218
3	1:44.110	22.764	148	49.362	181	31.984	186	218	11	1:42.739	22.512	148	48.676	181	31.551	184	218
4	1:44.370	22.753	148	48.973	180	32.644	184	223	12	1:42.644	22.505	150	48.614	181	31.525	185	218
5	1:43.195	22.541	146	49.126	180	31.528	185	217	13	1:42.691	22.375	147	48.854	182	31.462	185	219
6	1:42.689	22.509	148	48.784	180	31.396	184	217	14	1:43.305	22.480	149	48.900	182	31.925	184	219
7	1:42.691	22.348	148	48.860	181	31.483	184	217	15	1:42.705	22.567	149	48.728	182	31.410	185	217
8	1:42.986	22.481	149	48.786	182	31.719	184	217									

16	Marek Böckmann, DEU ,								theoretical besttime: 1:41.795								
1	2:26.054	54.988	146	58.193	170	32.873	183	158	9	1:44.897	22.553	150	50.759	181	31.585	186	220
2	1:43.942	22.920	146	49.283	181	31.739	185	218	10	1:42.147	22.329	150	48.463	182	31.355	186	220
3	1:43.030	22.575	147	49.094	182	31.361	186	218	11	1:42.509	22.484	149	48.595	183	31.430	186	219
4	1:42.530	22.338	149	48.936	182	31.256	187	219	12	1:41.795	22.182	149	48.378	182	31.235	186	219
5	1:43.744	22.440	148	48.727	183	32.577	186	221	13	1:44.307	22.371	149	49.667	180	32.269	184	219
6	1:42.345	22.386	148	48.570	182	31.389	187	221	14	1:42.557	22.480	149	48.503	184	31.574	185	220
7	1:42.201	22.267	150	48.515	183	31.419	187	221	15	1:42.598	22.367	150	48.711	183	31.520	186	217
8	1:46.442	22.605	149	51.536	168	32.301	186	222									

18	Giorgio Maggi, CHE ,								theoretical besttime: 1:41.808								
1	2:30.069	1:04.900	142	52.101	180	33.068	186	198	8	3:07.509	1:47.207	150	48.821	182	31.481	186	219
2	1:44.335	22.926	150	49.760	182	31.649	185	221	9	1:42.144	22.301	150	48.550	182	31.293	188	219
3	1:43.204	22.577	147	48.908	183	31.719	183	221	10	1:41.836	22.248	149	48.450	182	31.138	186	222
4	1:42.528	22.360	149	48.877	182	31.291	185	219	11	1:42.399	22.332	148	48.622	182	31.445	186	221
5	1:42.773	22.445	149	48.928	183	31.400	185	222	12	1:42.238	22.244	150	48.742	183	31.252	186	221
6	1:42.242	22.322	149	48.685	180	31.235	185	220	13	1:49.654	22.406	151	48.426	184	38.822		221
7	1:48.870	22.518	150	48.504	182	37.848		220									



ADAC Formel 4

Lap analysis Free Practice 1



Provisional

DMSB Reg. Nr.: 254/15



Hockenheimring, Length: 4574 m

Air temperature: 18.4°C

Track temperature: 23.9°C

Weather condition: Dry

Friday 2.10.2015 11:40

Lap	Time	SE1	SP1	SE2	SP2	SE3	SP3	TSP	Lap	Time	SE1	SP1	SE2	SP2	SE3	SP3	TSP
20 Nikolaj Rogivue, CHE ,									theoretical besttime: 1:42.456								
1	2:44.466	1:12.997	134	56.244	166	35.225	152	176	8	1:42.947	22.522	148	48.696	183	31.729	186	220
2	1:49.268	26.383	149	50.355	181	32.530	185	213	9	1:42.682	22.341	152	48.670	183	31.671	187	221
3	1:44.069	22.720	150	49.303	182	32.046	185	220	10	1:43.022	22.382	150	48.678	184	31.962	185	222
4	1:43.731	22.653	150	49.027	182	32.051	186	222	11	1:42.706	22.373	151	48.535	183	31.798	186	222
5	1:43.593	22.538	151	48.638	184	32.417	188	222	12	1:42.744	22.418	151	48.606	183	31.720	186	221
6	1:43.551	22.832	148	48.938	183	31.781	187	221	13	1:52.792	22.402	148	49.874	165	40.516	186	220
7	1:42.575	22.366	151	48.629	183	31.580	186	220	14	1:49.820	22.714	151	49.123	183	37.983		221

21 Michelle Halder, DEU ,									theoretical besttime: 1:43.074								
1	2:11.792	44.471	135	53.262	172	34.059	181	197	8	1:43.728	22.686	150	49.325	181	31.717	184	215
2	1:45.897	23.498	149	50.047	179	32.352	183	214	9	1:43.487	22.736	150	49.018	181	31.733	184	216
3	1:44.617	23.236	152	49.336	182	32.045	184	217	10	1:43.154	22.624	151	48.938	183	31.573	186	217
4	1:44.090	22.799	151	49.239	181	32.052	184	217	11	1:43.285	22.593	151	48.980	182	31.712	184	217
5	1:44.041	23.198	149	49.025	183	31.818	184	223	12	1:43.363	22.544	151	49.163	181	31.656	185	217
6	1:43.576	22.727	151	48.991	181	31.858	185	217	13	1:43.301	22.633	151	48.954	182	31.714	185	218
7	1:43.541	22.594	150	49.235	181	31.712	183	217	14	3:29.306	22.642	151	49.155	181	2:17.509		216

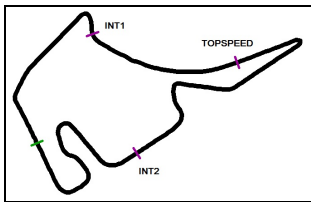
24 Robin Brezina, DEU ,									theoretical besttime: 1:42.491								
1	3:00.562	1:36.263	147	51.300	178	32.999	183	213	8	3:29.781	2:03.546	150	48.953	182	37.282	185	219
2	1:46.405	23.189	150	49.829	181	33.387	186	217	9	1:43.281	22.588	151	48.961	182	31.732	186	219
3	1:44.182	22.642	150	49.133	182	32.407	186	220	10	1:42.767	22.451	152	48.700	183	31.616	185	219
4	1:43.032	22.491	151	48.860	183	31.681	186	220	11	1:42.900	22.494	151	48.771	183	31.635	183	219
5	1:42.936	22.531	150	48.882	182	31.523	187	220	12	1:43.746	22.372	151	48.866	183	32.508	183	219
6	1:42.558	22.325	150	48.643	183	31.590	187	220	13	1:49.034	22.522	152	49.651	182	36.861		218
7	2:37.198	22.336	150	48.844	182	1:26.018		220									

25 Mick Schumacher, DEU ,									theoretical besttime: 1:41.559								
1	2:57.820	1:35.260	147	50.580	180	31.980	185	210	8	1:47.301	22.227	148	48.723	183	36.351		219
2	1:43.970	22.725	150	49.375	182	31.870	187	217	9	3:33.084	2:11.698	149	49.769	178	31.617	185	219
3	1:41.841	22.232	151	48.523	183	31.086	187	220	10	1:41.668	22.184	151	48.441	183	31.043	186	218
4	1:42.006	22.216	147	48.661	183	31.129	187	219	11	1:41.960	22.237	150	48.595	183	31.128	186	218
5	1:42.014	22.212	149	48.522	183	31.280	188	220	12	1:41.920	22.139	150	48.430	184	31.351	188	221
6	1:50.899	22.086	151	53.979	148	34.834	187	221	13	1:50.191	22.681	149	50.427	183	37.083		216
7	1:41.718	22.101	150	48.536	183	31.081	186	219									

26 Harrison Newey, GBR ,									theoretical besttime: 1:41.365								
1	2:12.859	42.605	144	51.248	175	39.006		211	7	1:41.483	21.977	150	48.467	183	31.039	187	219
2	5:02.977	3:40.526	148	50.312	180	32.139	181	209	8	1:41.854	22.063	150	48.515	183	31.276	187	220
3	1:50.068	26.073	148	49.851	158	34.144	184	204	9	1:41.742	22.279	151	48.472	183	30.991	187	220
4	1:42.645	22.587	150	48.691	182	31.367	187	218	10	2:09.810	29.410	132	1:03.194	135	37.206	186	148
5	1:41.716	22.184	150	48.412	183	31.120	186	218	11	1:42.696	22.290	152	48.972	184	31.434	186	217
6	1:42.700	22.117	150	48.556	184	32.027	186	219	12	1:48.126	22.479	151	48.397	184	37.250		220

27 Marvin Dienst, DEU ,									theoretical besttime: 1:40.438								
1	2:56.266	1:32.115	146	51.516	176	32.635	184	214	7	4:45.311	3:18.087	129	53.914	174	33.310	185	176
2	1:43.889	23.270	150	49.256	183	31.363	188	220	8	1:44.054	23.341	152	48.985	181	31.728	189	223
3	1:41.857	22.336	151	48.283	185	31.238	187	221	9	1:41.378	22.350	147	48.216	185	30.812	190	223
4	1:41.247	22.243	152	48.071	185	30.933	190	222	10	1:40.540	22.036	153	47.796	186	30.708	190	222
5	1:43.182	22.421	149	47.829	185	32.932	120	229	11	1:46.112	21.934	151	47.811	185	36.367		228
6	1:51.011	25.926	150	48.654	184	36.431		222									

28 Janneau Esmeijer, NLD ,									theoretical besttime: 1:40.761								
1	2:06.313	42.158	145	50.872	175	33.283	180	212	8	5:02.489	3:29.650	130	58.945	166	33.894	183	151
2	1:44.513	23.625	150	49.118	183	31.770	186	217	9	1:44.062	23.552	152	49.212	184	31.298	189	222
3	1:43.285	22.583	151	48.947	185	31.755	185	220	10	1:41.337	22.363	153	47.911	186	31.063	189	222
4	1:42.407	22.618	151	48.281	185	31.508	188	222	11	1:40.871	22.106	153	47.958	185	30.807	189	223
5	1:41.958	22.444	151	48.210	185	31.304	188	222	12	1:40.887	22.088	151	48.037	185	30.762	188	222



ADAC Formel 4

Lap analysis Free Practice 1



Provisional

DMSB Reg. Nr.: 254/15



Hockenheimring, Length: 4574 m
Air temperature: 18.4°C
Track temperature: 23.9°C
Weather condition: Dry

Friday 2.10.2015 11:40

Lap	Time	SE1	SP1	SE2	SP2	SE3	SP3	TSP	Lap	Time	SE1	SP1	SE2	SP2	SE3	SP3	TSP
6	1:41.601	22.271	152	48.113	185	31.217	189	222	13	1:51.787	22.206	153	52.659	159	36.922	170	211
7	2:26.409	22.131	152	48.418	186	1:15.860		222									

30 Jason Kremer, DEU ,

theoretical besttime: 1:41.565

1	2:22.172	58.313	147	51.547	179	32.312	185	218	8	1:42.352	22.421	151	48.575	183	31.356	185	219
2	1:43.049	22.678	151	48.762	184	31.609	186	226	9	1:54.795	23.285	145	51.157	179	40.353		200
3	1:42.815	22.620	151	48.818	180	31.377	186	223	10	3:23.388	2:03.292	151	48.671	182	31.425	188	222
4	1:42.294	22.414	151	48.543	182	31.337	187	220	11	1:41.895	22.352	152	48.195	183	31.348	187	222
5	1:42.937	22.311	150	48.756	183	31.870	186	223	12	1:41.794	22.193	151	48.424	184	31.177	187	224
6	1:42.303	22.424	151	48.432	183	31.447	186	220	13	1:42.836	22.296	152	48.284	184	32.256	177	220
7	1:44.408	22.394	151	48.395	184	33.619	185	219	14	1:45.071	23.096	149	50.184	182	31.791	187	205

31 Yan Leon Shlom, RUS ,

theoretical besttime: 1:41.684

1	2:29.141	1:03.924	144	51.698	179	33.519	181	214	7	5:37.136	4:11.987	132	52.207	174	32.942	179	212
2	1:47.297	23.193	149	51.776	179	32.328	182	219	8	1:44.563	23.289	150	49.689	180	31.585	187	211
3	1:44.341	23.412	149	49.448	182	31.481	186	221	9	1:42.196	22.640	150	48.276	183	31.280	187	219
4	1:42.651	22.615	148	48.611	183	31.425	186	220	10	1:42.839	22.355	151	48.435	184	32.049	186	221
5	1:43.849	22.507	147	49.341	182	32.001	187	221	11	1:42.534	22.859	145	48.552	184	31.123	187	220
6	1:47.392	22.418	148	48.520	184	36.454		222	12	1:42.140	22.479	151	48.206	184	31.455	185	221

34 Toni Wolf, DEU ,

theoretical besttime: 1:42.311

1	2:48.165	1:15.615	129	56.541	155	36.009	152	180	8	1:42.512	22.473	151	48.344	184	31.695	187	227
2	1:54.822	26.303	147	55.293	161	33.226	181	174	9	1:42.928	22.554	151	48.537	183	31.837	184	221
3	1:43.619	22.826	150	48.902	182	31.891	186	221	10	1:42.525	22.592	152	48.297	183	31.636	187	222
4	1:43.017	22.613	151	48.630	183	31.774	186	221	11	1:42.580	22.666	151	48.295	184	31.619	186	223
5	1:43.020	22.643	150	48.654	183	31.723	187	222	12	1:42.865	22.481	150	48.515	183	31.869	187	223
6	1:42.641	22.458	151	48.510	182	31.673	186	222	13	1:43.273	22.789	151	48.406	183	32.078	187	224
7	1:42.500	22.474	150	48.468	184	31.558	187	221	14	1:49.682	22.671	151	48.364	184	38.647		222

35 Carrie Schreiner, DEU ,

theoretical besttime: 1:42.641

1	2:54.607	1:19.511	137	59.210	155	35.886	153	163	7	1:56.517	26.674	151	55.491	159	34.352	186	167
2	1:54.197	25.399	149	53.516	163	35.282	181	183	8	1:44.496	22.908	152	49.795	183	31.793	187	221
3	1:45.613	23.389	151	49.668	181	32.556	184	216	9	1:43.252	22.780	150	48.780	183	31.692	186	220
4	1:44.743	22.830	150	49.511	182	32.402	184	217	10	1:42.745	22.467	152	48.638	183	31.640	186	220
5	1:50.827	23.064	151	48.965	182	38.798		218	11	1:42.775	22.446	152	48.657	183	31.672	184	219
6	5:32.410	3:49.834	107	1:04.976	151	37.600	150	135	12	1:42.722	22.527	151	48.620	183	31.575	186	218

36 Joey Mawson, AUS ,

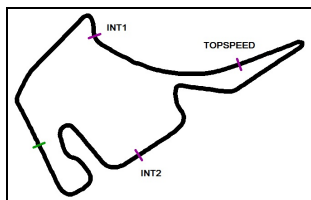
theoretical besttime: 1:41.442

1	2:10.623	48.100	144	50.226	178	32.297	184	209	8	1:46.576	22.146	149	48.493	183	35.937		220
2	1:43.631	22.672	148	49.578	182	31.381	186	210	9	3:59.726	2:39.163	151	49.012	182	31.551	187	212
3	1:42.103	22.284	148	48.578	183	31.241	183	220	10	1:41.661	22.293	152	48.280	183	31.088	187	225
4	1:42.162	22.473	151	48.378	183	31.311	186	223	11	1:41.588	22.074	150	48.297	184	31.217	186	221
5	1:42.063	22.402	148	48.403	183	31.258	187	226	12	1:46.843	22.299	149	49.809	184	34.735	186	209
6	1:41.805	22.089	150	48.395	182	31.321	187	221	13	1:42.104	22.311	151	48.442	183	31.351	185	225
7	1:41.804	22.184	150	48.401	184	31.219	185	221									

37 Kami Laliberte, CDN ,

theoretical besttime: 1:42.299

1	3:24.245	1:55.344	141	54.644	169	34.257	162	184	7	1:44.815	23.479	147	49.269	182	32.067	185	219
2	1:50.260	25.366	142	52.939	177	31.955	185	199	8	1:43.059	22.482	150	48.858	183	31.719	184	219
3	1:42.881	22.563	150	48.641	182	31.677	185	219	9	1:49.201	22.584	151	48.542	182	38.075		220
4	1:42.868	22.659	149	48.664	182	31.545	185	219	10	4:12.639	2:49.076	150	48.596	182	34.967	186	217
5	1:42.570	22.566	150	48.495	183	31.509	186	219	11	1:42.753	22.357	149	48.949	183	31.447	187	219
6	1:43.235	22.733	150	48.674	183	31.828	187	221	12	1:44.681	23.689	150	49.504	181	31.488	186	219



ADAC Formel 4

Lap analysis Free Practice 1



Provisional

DMSB Reg. Nr.: 254/15



Hockenheimring, Length: 4574 m

Air temperature: 18.4°C

Track temperature: 23.9°C

Weather condition: Dry

Friday 2.10.2015 11:40

Lap	Time	SE1	SP1	SE2	SP2	SE3	SP3	TSP	Lap	Time	SE1	SP1	SE2	SP2	SE3	SP3	TSP
38 Luca Engstler, DEU ,									theoretical besttime: 1:42.274								
1	2:07.416	43.694	144	50.557	178	33.165	178	212	7	1:42.714	22.534	149	48.569	181	31.611	185	222
2	1:44.552	23.357	149	49.360	182	31.835	185	216	8	1:46.230	23.593	150	49.515	180	33.122	186	220
3	1:43.047	22.600	151	48.764	184	31.683	187	223	9	1:49.870	22.518	150	49.283	177	38.069		220
4	1:42.914	22.851	149	48.540	183	31.523	186	223	10	7:43.340	6:20.886	137	50.210	183	32.244	188	210
5	1:43.726	22.574	149	49.449	181	31.703	187	221	11	1:42.474	22.418	151	48.333	183	31.723	183	222
6	1:42.900	22.528	149	48.673	183	31.699	185	221									

39 Kevin Kratz, DEU ,									theoretical besttime: 1:44.258								
1	3:15.660	1:50.499	143	51.727	177	33.434	180	213	7	1:47.019	24.029	144	50.909	177	32.081	183	216
2	1:46.981	23.864	146	50.751	180	32.366	183	203	8	1:44.748	23.020	145	49.694	181	32.034	185	218
3	1:45.412	23.608	146	49.788	180	32.016	183	215	9	1:44.591	22.959	148	49.466	179	32.166	185	218
4	1:48.382	23.257	148	52.555	179	32.570	183	217	10	1:46.066	23.075	146	49.535	179	33.456	184	218
5	1:44.946	23.228	146	49.772	180	31.946	184	217	11	1:52.426	23.345	147	49.358	181	39.723		218
6	1:44.367	23.029	148	49.353	179	31.985	182	217	12	5:13.314	3:51.069	148	50.028	180	32.217	184	217

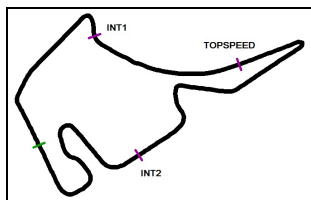
46 Mauro Auricchio, BRA ,									theoretical besttime: 1:42.422								
1	2:28.597	1:02.805	145	52.020	175	33.772	181	192	8	1:42.946	22.464	150	48.888	180	31.594	186	219
2	1:45.020	23.376	148	49.628	180	32.016	184	220	9	1:42.614	22.408	149	48.597	181	31.609	185	218
3	1:44.222	22.740	149	48.933	182	32.549	172	217	10	1:48.794	22.407	150	48.634	183	37.753		219
4	1:43.751	23.158	149	49.063	181	31.530	185	220	11	3:40.710	2:20.557	150	48.715	183	31.438	184	216
5	1:43.035	22.502	150	48.904	180	31.629	184	220	12	1:43.055	22.387	150	48.869	183	31.799	183	220
6	1:42.774	22.588	150	48.709	180	31.477	186	219	13	1:42.714	22.571	150	48.645	183	31.498	182	220
7	1:44.210	22.483	148	49.245	179	32.482	183	220									

55 Marylin Niederhauser, CHE ,									theoretical besttime: 1:43.718								
1	2:33.324	1:06.942	143	52.461	173	33.921	179	214	8	1:43.949	22.794	149	49.337	180	31.818	184	215
2	1:47.402	23.888	148	50.365	178	33.149	181	215	9	1:44.062	22.775	149	49.249	181	32.038	182	217
3	1:47.295	24.440	136	50.171	179	32.684	181	216	10	1:45.449	22.946	150	49.494	179	33.009	184	217
4	1:45.357	23.364	149	49.794	181	32.199	182	216	11	1:44.079	22.969	148	49.260	181	31.850	183	219
5	1:44.699	23.072	149	49.344	180	32.283	182	216	12	1:46.317	23.797	148	49.533	181	32.987	181	216
6	1:44.773	23.004	148	49.732	179	32.037	183	216	13	1:45.338	22.954	148	49.521	181	32.863	183	218
7	1:43.944	22.727	149	49.361	181	31.856	184	216	14	1:43.842	22.840	146	49.173	183	31.829	182	217

69 Lando Norris, GBR ,									theoretical besttime: 1:41.103								
1	2:28.100	1:02.025	147	52.205	181	33.870	181	191	8	1:41.808	22.301	151	48.457	184	31.050	189	218
2	1:47.806	23.515	149	51.973	176	32.318	183	216	9	1:47.204	22.247	151	48.221	182	36.736		221
3	1:46.224	22.678	150	51.880	170	31.666	187	217	10	3:38.335	2:13.614	150	52.033	183	32.688	187	190
4	1:42.108	22.338	150	48.474	184	31.296	186	219	11	1:41.552	22.254	150	48.056	184	31.242	189	221
5	1:42.148	22.196	150	48.482	183	31.470	187	223	12	1:41.488	22.416	151	47.929	183	31.143	188	226
6	1:41.643	22.163	149	48.240	183	31.240	188	221	13	1:43.509	22.241	152	49.380	170	31.888	188	226
7	1:42.782	22.124	151	49.102	181	31.556	187	220									

77 Job Van Uitert, NLD ,									theoretical besttime: 1:41.419								
1	1:56.706	30.777	138	52.755	175	33.174	178	199	8	1:43.773	22.375	147	49.920	178	31.478	186	218
2	1:45.703	23.559	148	50.109	181	32.035	185	216	9	1:42.979	22.464	151	48.463	183	32.052	180	219
3	1:43.819	23.046	150	49.267	182	31.506	186	218	10	1:42.235	22.461	150	48.473	182	31.301	186	221
4	1:42.755	22.528	150	48.861	182	31.366	184	219	11	1:42.540	22.169	150	48.316	184	32.055	188	221
5	1:42.383	22.282	148	48.736	182	31.365	186	217	12	1:41.622	22.280	149	48.221	183	31.121	186	219
6	1:42.028	22.352	150	48.467	182	31.209	186	218	13	1:41.442	22.133	150	48.244	184	31.065	185	219
7	1:42.025	22.357	149	48.392	182	31.276	187	217	14	1:48.049	22.381	148	48.633	184	37.035		219

79 Max Hofer, AUT ,									theoretical besttime: 1:44.646								
1	2:36.177	1:09.396	139	53.061	175	33.720	179	206	7	1:45.860	23.326	146	50.191	178	32.343	181	216
2	1:49.209	25.077	144	51.292	178	32.840	183	207	8	1:45.423	23.154	147	50.012	180	32.257	183	216
3	1:46.969	23.633	146	50.638	178	32.698	182	215	9	1:44.935	23.055	147	49.651	179	32.229	182	217
4	1:45.729	23.302	144	50.184	178	32.243	183	216	10	1:44.777	23.021	148	49.619	179	32.137	183	217
5	1:46.798	23.513	145	50.866	176	32.419	183	217	11	1:44.813	22.991	147	49.595	180	32.227	184	218



ADAC Formel 4

Lap analysis Free Practice 1



Provisional

DMSB Reg. Nr.: 254/15



Hockenheimring, Length: 4574 m

Air temperature: 18.4°C

Track temperature: 23.9°C

Weather condition: Dry

Friday 2.10.2015 11:40

Lap	Time	SE1	SP1	SE2	SP2	SE3	SP3	TSP	Lap	Time	SE1	SP1	SE2	SP2	SE3	SP3	TSP
6	1:45.691	23.337	147	49.947	180	32.407	182	221	12	1:50.237	22.914	145	49.856	181	37.467	218	

96 Luis Leeds, AUS ,

theoretical besttime: 1:42.383

1	2:27.767	57.244	134	56.572	171	33.951	178	132	8	1:42.714	22.441	149	48.656	182	31.617	185	218
2	1:50.186	25.032	144	52.626	174	32.528	181	200	9	1:42.688	22.338	149	48.731	181	31.619	185	218
3	1:45.747	23.131	149	50.157	164	32.459	184	214	10	1:46.801	22.691	151	52.428	181	31.682	186	147
4	1:43.239	22.562	149	49.087	181	31.590	184	218	11	1:43.646	23.138	149	48.833	181	31.675	185	221
5	1:43.349	22.517	147	49.085	181	31.747	184	218	12	1:42.523	22.478	149	48.604	182	31.441	186	220
6	1:44.902	22.435	149	50.773	182	31.694	182	146	13	1:45.435	23.234	137	50.474	181	31.727	186	201
7	1:44.063	22.776	146	49.550	181	31.737	185	218	14	1:50.909	22.875	151	48.724	182	39.310	221	



ADAC Formel 4

Vmax list Free Practice 1



Provisional

DMSB Reg. Nr.: 254/15

Friday 2.10.2015 11:40



Hockenheimring, Length: 4574 m

Air temperature: 18.3°C

Track temperature: 23.9°C

Weather condition: Dry

Nr	Team, Car, Driver, Nat	Top speed
27	HTP F4 Junior Team Ungar, ADAC Formel 4 powered by Ab Dienst Marvin , DEU	228,62 km/h
34	Toni Wolf, ADAC Formel 4 powered by Abarth Wolf Toni , DEU	227,46 km/h
5	Mücke-Motorsport, ADAC Formel 4 powered by Abarth Beckmann David , DEU	227,13 km/h
7	Motopark, ADAC Formel 4 powered by Abarth Eriksson Joel , SWE	226,80 km/h
14	Jenzer Motorsport, ADAC Formel 4 powered by Abarth Müller-Crepon Moritz , DEU	226,65 km/h
69	Mücke-Motorsport, ADAC Formel 4 powered by Abarth Norris Lando , GBR	226,27 km/h
36	Van Amersfoort Racing, ADAC Formel 4 powered by Abart Mawson Joey , AUS	226,23 km/h
30	Team Timo Scheider, ADAC Formel 4 powered by Abarth Kremer Jason , DEU	225,71 km/h
3	Mücke-Motorsport, ADAC Formel 4 powered by Abarth Mazatis Benjamin , DEU	225,52 km/h
10	Motopark, ADAC Formel 4 powered by Abarth Waldherr Michael , DEU	224,72 km/h
21	Liqui Moly Team Engstler, ADAC Formel 4 powered by Aba Halder Michelle , DEU	222,96 km/h
15	Jenzer Motorsport, ADAC Formel 4 powered by Abarth Kolkmann David , DEU	222,77 km/h
28	HTP F4 Junior Team Ungar, ADAC Formel 4 powered by Ab Esmeijer Janneau , NLD	222,68 km/h
38	Liqui Moly Team Engstler, ADAC Formel 4 powered by Aba Engstler Luca , DEU	222,68 km/h
18	Race Performance, ADAC Formel 4 powered by Abarth Maggi Giorgio , CHE	222,45 km/h
2	Neuhauser Racing Team, ADAC Formel 4 powered by Abar Zimmermann Tim , DEU	222,36 km/h
9	Motopark, ADAC Formel 4 powered by Abarth Cecotto Jonathan , VEN	222,36 km/h
8	Motopark, ADAC Formel 4 powered by Abarth Fittje Jannes , DEU	222,09 km/h
20	Nikolaj Rogivue, ADAC Formel 4 powered by Abarth Rogivue Nikolaj , CHE	222,04 km/h
16	Jenzer Motorsport, ADAC Formel 4 powered by Abarth Böckmann Marek , DEU	221,99 km/h
31	Mücke-Motorsport, ADAC Formel 4 powered by Abarth Shlom Yan Leon , RUS	221,90 km/h



Hockenheimring, Length: 4574 m

Air temperature: 18.3°C

Track temperature: 23.9°C

Weather condition: Dry

ADAC Formel 4

Vmax list Free Practice 1

Provisional

DMSB Reg. Nr.: 254/15

Friday 2.10.2015 11:40



Nr	Team, Car, Driver, Nat	Top speed
13	Team piroports, ADAC Formel 4 powered by Abarth Piro Cedric , DEU	221,27 km/h
25	Van Amersfoort Racing, ADAC Formel 4 powered by Abarth Schumacher Mick , DEU	221,18 km/h
77	Provily Racing, ADAC Formel 4 powered by Abarth Van Uitert Job , NLD	221,04 km/h
96	Luis Leeds, ADAC Formel 4 powered by Abarth Leeds Luis , AUS	221,04 km/h
35	HTP F4 Junior Team Ungar, ADAC Formel 4 powered by Ab Schreiner Carrie , DEU	220,95 km/h
79	Lechner Racing, ADAC Formel 4 powered by Abarth Hofer Max , AUT	220,81 km/h
1	Neuhauser Racing Team, ADAC Formel 4 powered by Abarth Schramm Kim Luis , DEU	220,72 km/h
37	Van Amersfoort Racing, ADAC Formel 4 powered by Abarth Laliberte Kami , CDN	220,63 km/h
46	Team Timo Scheider, ADAC Formel 4 powered by Abarth Auricchio Mauro , BRA	220,41 km/h
26	Van Amersfoort Racing, ADAC Formel 4 powered by Abarth Newey Harrison , GBR	220,32 km/h
24	Robin Brezina, ADAC Formel 4 powered by Abarth Brezina Robin , DEU	220,27 km/h
55	Race Performance, ADAC Formel 4 powered by Abarth Niederhauser Marylin , CHE	218,67 km/h
39	Lechner Racing, ADAC Formel 4 powered by Abarth Kratz Kevin , DEU	218,49 km/h