



Testtag ADAC Formel 4

Result List Session 4

Provisional



Hockenheimring, Length: 4574 m

Air temperature: 20.1°C

Track temperature: 26.0°C

Weather condition: Dry

Thursday 1.10.2015 15:00

started : 35 classified : 35 not classified : 0

Nr.	Drivers	Team	Lap	Best Time	Gap	Diff	Kph	Day Time
Cl.	Car	Entrant						
1	69 L.Norris R ADAC Formel 4 powered by Abarth	Mücke-Motorsport ADAC Berlin-Brandenburg e.V.	25	1:40.671			163,6	15:50:47
2	5 D.Beckmann R ADAC Formel 4 powered by Abarth	Mücke-Motorsport ADAC Berlin-Brandenburg e.V.	17	1:41.282	0.611	0.611	162,6	15:43:15
3	27 M.Dienst ADAC Formel 4 powered by Abarth	HTP F4 Junior Team Ungar HTP Juniorteam	12	1:41.432	0.761	0.150	162,3	15:30:56
4	6 M.Ortmann R ADAC Formel 4 powered by Abarth	Mücke-Motorsport ADAC Berlin-Brandenburg e.V.	22	1:41.595	0.924	0.163	162,1	15:50:07
5	37 K.Laliberte R ADAC Formel 4 powered by Abarth	Van Amersfoort Racing Van Amersfoort Racing	18	1:41.599	0.928	0.004	162,1	15:53:26
6	25 M.Schumacher R ADAC Formel 4 powered by Abarth	Van Amersfoort Racing Van Amersfoort Racing	20	1:41.666	0.995	0.067	162,0	15:51:47
7	36 J.Mawson ADAC Formel 4 powered by Abarth	Van Amersfoort Racing Van Amersfoort Racing	20	1:41.671	1.000	0.005	162,0	15:54:53
8	16 M.Böckmann ADAC Formel 4 powered by Abarth	Jenzer Motorsport Jenzer Motorsport GmbH	15	1:41.771	1.100	0.100	161,8	15:44:12
9	2 T.Zimmermann ADAC Formel 4 powered by Abarth	Neuhauser Racing Team Neuhauser Racing	9	1:41.846	1.175	0.075	161,7	15:31:51
10	30 J.Kremer ADAC Formel 4 powered by Abarth	Team Timo Scheider Team Timo Scheider	14	1:41.864	1.193	0.018	161,7	15:51:15
11	28 J.Esmeijer ADAC Formel 4 powered by Abarth	HTP F4 Junior Team Ungar HTP Juniorteam	8	1:41.910	1.239	0.046	161,6	15:19:03
12	3 B.Mazatis R ADAC Formel 4 powered by Abarth	Mücke-Motorsport ADAC Berlin-Brandenburg e.V.	22	1:41.926	1.255	0.016	161,6	15:49:52
13	31 Y.Shlom R ADAC Formel 4 powered by Abarth	Mücke-Motorsport ADAC Berlin-Brandenburg e.V.	22	1:42.014	1.343	0.088	161,4	15:50:43
14	77 J.Van Uiter R ADAC Formel 4 powered by Abarth	Provily Racing Provily Racing	11	1:42.134	1.463	0.120	161,2	15:21:52
15	96 L.Leeds ADAC Formel 4 powered by Abarth	SMG Swiss Motorsport Group Luis Leeds	16	1:42.320	1.649	0.186	160,9	15:49:33
16	13 C.Piro ADAC Formel 4 powered by Abarth	Team piroports Team piroports	19	1:42.327	1.656	0.007	160,9	15:47:56
17	18 G.Maggi ADAC Formel 4 powered by Abarth	Race Performance Race Performance	19	1:42.332	1.661	0.005	160,9	15:51:01
18	20 N.Rogivue ADAC Formel 4 powered by Abarth	Nikolaj Rogivue Nikolaj Rogivue	5	1:42.392	1.721	0.060	160,8	15:14:58
19	34 T.Wolf R ADAC Formel 4 powered by Abarth	Toni Wolf Toni Wolf	10	1:42.398	1.727	0.006	160,8	15:23:42
20	7 J.Eriksson ADAC Formel 4 powered by Abarth	Motopark Motopark	9	1:42.426	1.755	0.028	160,8	15:49:40
21	1 K.Schramm ADAC Formel 4 powered by Abarth	Neuhauser Racing Team Neuhauser Racing	11	1:42.491	1.820	0.065	160,7	15:49:42
22	14 M.Müller-Crepon ADAC Formel 4 powered by Abarth	Jenzer Motorsport Jenzer Motorsport GmbH	19	1:42.511	1.840	0.020	160,6	15:56:33
23	38 L.Engstler R ADAC Formel 4 powered by Abarth	Liqui Moly Team Engstler Liqui Moly Team Engstler	14	1:42.554	1.883	0.043	160,6	15:32:31
24	46 M.Auricchio ADAC Formel 4 powered by Abarth	Team Timo Scheider Team Timo Scheider	11	1:42.570	1.899	0.016	160,5	15:49:38
25	10 M.Waldherr ADAC Formel 4 powered by Abarth	Motopark Motopark	14	1:42.572	1.901	0.002	160,5	15:47:31



Testtag ADAC Formel 4

Result List Session 4

Provisional



Hockenheimring, Length: 4574 m

Air temperature: 20.1°C

Track temperature: 26.0°C

Weather condition: Dry

Thursday 1.10.2015 15:00

started : 35 classified : 35 not classified : 0

Nr.	Drivers	Team	Lap	Best Time	Gap	Diff	Kph	Day Time
Cl.	Car	Entrant						
26	26 H.Newey ADAC Formel 4 powered by Abarth	Van Amersfoort Racing Van Amersfoort Racing	21	1:42.636	1.965	0.064	160,4	15:50:37
27	8 J.Fittje R ADAC Formel 4 powered by Abarth	Motopark Motopark	12	1:42.666	1.995	0.030	160,4	15:55:30
28	15 D.Kolkmann ADAC Formel 4 powered by Abarth	Jenzer Motorsport Jenzer Motorsport GmbH	17	1:42.676	2.005	0.010	160,4	15:48:12
29	35 C.Schreiner R ADAC Formel 4 powered by Abarth	HTP F4 Junior Team Ungar HTP Juniorteam	17	1:42.813	2.142	0.137	160,2	15:48:07
30	24 R.Brezina R ADAC Formel 4 powered by Abarth	Robin Brezina Robin Brezina	18	1:43.004	2.333	0.191	159,9	15:39:03
31	55 M.Niederhauser R ADAC Formel 4 powered by Abarth	Race Performance Race Performance	20	1:43.604	2.933	0.600	158,9	15:46:25
32	72 J.Hanses ADAC Formel 4 powered by Abarth	Julian Hanses	15	1:44.012	3.341	0.408	158,3	15:33:17
33	39 K.Kratz R ADAC Formel 4 powered by Abarth	Lechner Racing Lechner Racing	6	1:44.282	3.611	0.270	157,9	15:22:26
34	79 M.Hofer R ADAC Formel 4 powered by Abarth	Lechner Racing Lechner Racing	14	1:44.936	4.265	0.654	156,9	15:36:02
35	9 J.Cecotto R ADAC Formel 4 powered by Abarth	Motopark Motopark	2	1:58.607	17.936	13.671	138,8	15:56:55

Subject to final scrutineering!

Publications Time:

Clerk of the course:

Time Keeping:

ver: 1.0

www.adac.de/motorsport

Page 2/ 2 printed: 1.10.2015 16:00

CERTINA
S W I S S W A T C H E S



Testtag ADAC Formel 4

Lap analysis Session 4

Provisional



Hockenheimring, Length: 4574 m

Air temperature: 20.1°C

Track temperature: 26.0°C

Weather condition: Dry

Thursday 1.10.2015 15:00

Lap	Time	SE1	SP1	SE2	SP2	SE3	SP3	TSP	Lap	Time	SE1	SP1	SE2	SP2	SE3	SP3	TSP
1 Kim Luis Schramm, DEU ,									theoretical besttime: 1:42.109								
1	28:09.467	26:42.423	136	53.944	176	33.100	180	186	9	1:47.936	22.397	150	49.257	183	36.282		214
2	1:45.005	23.311	146	49.798	180	31.896	185	211	10	5:59.932	4:39.302	148	49.083	182	31.547	186	216
3	1:42.846	22.568	150	48.858	182	31.420	185	215	11	1:42.491	22.628	149	48.728	183	31.135	187	216
4	1:43.157	22.533	149	49.017	183	31.607	186	216	12	1:48.828	22.428	150	51.140	170	35.260	184	216
5	1:42.608	22.466	150	48.612	182	31.530	187	217	13	1:42.602	22.362	150	48.896	183	31.344	186	216
6	1:42.963	22.570	149	48.889	182	31.504	183	216	14	1:43.119	22.385	150	48.657	183	32.077	181	216
7	1:43.113	22.810	148	48.911	182	31.392	184	215	15	1:43.193	22.613	149	48.828	182	31.752	185	216
8	1:42.666	22.547	150	48.893	181	31.226	184	215	16	1:51.731	22.386	149	49.095	181	40.250		215

2 Tim Zimmermann, DEU ,									theoretical besttime: 1:41.722								
1	17:56.631	16:23.409	139	58.161	129	35.061	182	155	10	1:47.075	22.337	150	48.540	184	36.198		217
2	1:46.573	23.856	147	50.788	180	31.929	187	209	11	10:29.940	9:09.092	147	49.136	184	31.712	186	216
3	1:42.910	22.408	150	48.907	182	31.595	185	214	12	1:42.271	22.392	150	48.466	184	31.413	187	223
4	1:42.669	22.374	150	48.482	184	31.813	189	218	13	1:42.176	22.372	150	48.469	183	31.335	187	218
5	1:53.190	22.937	148	55.334	133	34.919	188	219	14	1:42.329	22.376	149	48.653	184	31.300	188	218
6	1:42.503	22.225	147	48.913	183	31.365	187	218	15	1:42.011	22.406	150	48.437	184	31.168	188	219
7	1:43.088	22.382	149	49.086	181	31.620	185	217	16	1:42.146	22.329	150	48.540	184	31.277	186	217
8	1:42.458	22.325	148	48.826	183	31.307	188	217	17	1:42.974	22.403	150	48.491	185	32.080	126	216
9	1:41.846	22.162	150	48.392	183	31.292	186	218	18	1:53.958	26.221	147	49.821	184	37.916		217

3 Benjamin Mazatis, DEU ,									theoretical besttime: 1:41.842								
1	2:39.241	1:12.810	136	52.617	174	33.814	183	207	14	1:43.429	22.657	149	48.741	183	32.031	188	218
2	1:44.916	23.332	148	49.236	182	32.348	185	214	15	1:43.043	22.638	150	48.641	184	31.764	187	219
3	1:44.588	22.827	149	49.037	182	32.724	182	217	16	1:53.233	22.860	151	49.901	183	40.472		209
4	1:44.002	22.714	148	49.019	183	32.269	186	215	17	8:28.726	6:57.350	119	57.493	171	33.883	185	183
5	1:42.748	22.478	150	48.667	183	31.603	187	217	18	1:43.053	22.826	148	48.573	184	31.654	188	219
6	1:43.520	23.076	150	48.715	183	31.729	186	218	19	1:42.280	22.335	151	48.290	184	31.655	185	222
7	1:42.981	22.682	149	48.659	182	31.640	185	220	20	1:45.624	22.548	150	49.837	162	33.239	186	222
8	1:51.308	22.758	150	48.627	184	39.923		216	21	1:42.476	22.466	151	48.259	185	31.751	188	218
9	5:39.760	4:18.285	148	49.461	181	32.014	186	215	22	1:41.926	22.377	151	48.182	183	31.367	188	224
10	1:45.443	22.544	148	50.642	162	32.257	186	218	23	1:42.152	22.293	151	48.370	184	31.489	186	220
11	1:42.840	22.538	151	48.564	183	31.738	188	216	24	1:42.434	22.607	151	48.437	184	31.390	188	218
12	1:43.027	22.856	149	48.665	183	31.506	187	219	25	1:50.640	22.408	152	48.317	184	39.915		219
13	1:44.539	22.515	149	48.642	184	33.382	186	219									

5 David Beckmann, DEU ,									theoretical besttime: 1:41.145								
1	3:11.369	1:45.767	141	53.066	178	32.536	184	200	13	1:46.923	24.273	149	50.043	181	32.607	187	202
2	1:50.275	23.271	150	48.977	184	38.027		212	14	1:41.946	22.397	151	48.301	185	31.248	186	220
3	7:25.903	6:04.224	148	49.799	181	31.880	177	211	15	1:41.723	22.349	151	48.197	185	31.177	188	219
4	1:42.844	22.993	152	48.283	184	31.568	188	219	16	1:41.512	22.247	151	48.064	185	31.201	189	219
5	1:42.998	22.522	151	48.319	184	32.157	187	218	17	1:41.282	22.158	150	48.016	186	31.108	187	220
6	1:42.653	22.601	150	48.543	184	31.509	189	221	18	1:54.440	23.319	147	55.142	158	35.979	187	186
7	1:42.366	22.463	150	48.461	183	31.442	190	220	19	1:41.335	22.190	150	48.027	184	31.118	189	220
8	1:41.987	22.300	150	48.255	183	31.432	188	226	20	1:42.677	22.096	149	47.979	184	32.602	189	219
9	1:42.679	22.541	150	48.646	183	31.492	188	222	21	1:41.392	22.292	152	47.941	186	31.159	190	221
10	1:47.152	22.364	151	48.331	184	36.457		218	22	1:56.610	22.173	152	49.185	175	45.252		216
11	8:25.831	7:01.720	144	51.305	181	32.806	182	214	23	3:34.855	2:14.574	149	48.855	185	31.426	187	214
12	1:46.257	23.487	148	49.247	185	33.523	180	213	24	1:52.695	22.360	152	48.086	186	42.249		217

6 Mike David Ortmann, DEU ,									theoretical besttime: 1:41.471								
1	2:33.596	1:08.895	144	52.190	178	32.511	182	198	14	1:43.277	22.370	150	48.624	183	32.283	187	216
2	1:45.060	23.232	149	49.948	181	31.880	185	207	15	1:53.106	22.595	151	48.399	184	42.112	57	218
3	1:43.156	22.543	148	48.906	181	31.707	185	216	16	1:52.046	26.014	151	48.816	179	37.216		217
4	1:46.259	22.639	149	51.382	171	32.238	186	216	17	8:47.664	7:12.507	146	56.317	176	38.840	180	177
5	1:43.245	22.651	150	48.755	183	31.839	186	215	18	1:51.530	23.369	151	55.821	150	32.340	187	167
6	1:42.844	22.505	151	48.539	183	31.800	187	216	19	1:42.314	22.388	153	48.254	185	31.672	188	218
7	1:42.857	22.643	150	48.459	183	31.755	184	219	20	1:42.610	22.313	151	48.954	184	31.343	188	220
8	1:48.006	22.441	150	48.438	184	37.127		216	21	1:41.688	22.288	151	48.220	184	31.180	189	218



Testtag ADAC Formel 4

Lap analysis Session 4

Provisional



Hockenheimring, Length: 4574 m

Air temperature: 20.1°C

Track temperature: 26.0°C

Weather condition: Dry

Thursday 1.10.2015 15:00

Lap	Time	SE1	SP1	SE2	SP2	SE3	SP3	TSP	Lap	Time	SE1	SP1	SE2	SP2	SE3	SP3	TSP
9	5:35.974	4:12.723	149	51.343	184	31.908	189	212	22	1:41.595	22.265	151	48.140	185	31.190	189	219
10	1:42.951	22.499	149	48.932	183	31.520	186	215	23	1:45.281	22.251	151	48.076	185	34.954	188	218
11	1:42.392	22.384	151	48.377	184	31.631	188	216	24	1:41.868	22.215	152	48.370	185	31.283	189	217
12	1:42.319	22.372	151	48.529	185	31.418	189	220									
13	1:42.982	22.702	149	48.689	183	31.591	188	217									

7 Joel Eriksson, SWE ,

theoretical besttime: 1:42.187

1	35:42.261	34:12.356	132	54.536	147	35.369	168	209	7	1:42.793	22.663	151	48.174	185	31.956	187	223
2	1:55.852	25.013	113	58.229	183	32.610	186	137	8	1:42.473	22.573	151	48.176	184	31.724	187	222
3	1:42.978	22.677	151	48.653	184	31.648	188	220	9	1:42.426	22.367	151	48.234	185	31.825	188	222
4	1:44.281	22.451	151	50.022	181	31.808	187	221	10	1:42.831	22.365	150	48.422	183	32.044	186	221
5	1:44.332	22.527	151	48.452	184	33.353	188	225	11	1:49.147	22.465	149	48.931	184	37.751		223
6	1:43.036	22.616	150	48.455	184	31.965	189	222									

8 Jannes Fittje, DEU ,

theoretical besttime: 1:42.666

1	28:55.593	27:25.913	133	55.255	163	34.425	186	191	8	1:51.264	22.786	150	48.900	181	39.578		217
2	1:44.550	23.055	149	49.323	181	32.172	185	218	9	9:10.624	7:49.276	148	49.642	182	31.706	187	211
3	1:43.398	22.527	149	49.063	181	31.808	185	218	10	1:43.392	22.477	148	48.875	181	32.040	184	219
4	1:43.038	22.530	150	48.738	182	31.770	184	218	11	1:43.205	22.785	150	48.823	183	31.597	185	219
5	1:46.289	24.469	148	49.457	183	32.363	186	217	12	1:42.666	22.438	148	48.706	182	31.522	187	218
6	1:43.759	22.857	148	49.040	181	31.862	186	218									
7	1:43.108	22.681	149	48.772	181	31.655	185	217									

9 Jonathan Cecotto, VEN ,

theoretical besttime: 1:58.607

1	54:56.973	53:16.184	138	1:01.756	142	39.033	167	153	3	2:05.887	26.473	127	57.853	160	41.561		161
2	1:58.607	26.344	147	56.462	141	35.801	156	170									

10 Michael Waldherr, DEU ,

theoretical besttime: 1:42.327

1	19:22.019	17:49.158	127	57.796	144	35.065	182	173	10	7:17.748	5:56.818	151	49.162	184	31.768	186	216
2	1:44.350	23.057	149	49.382	182	31.911	186	216	11	1:43.173	22.677	150	48.711	185	31.785	187	220
3	1:42.575	22.373	150	48.502	183	31.700	188	218	12	1:43.148	22.857	152	48.342	184	31.949	188	221
4	1:43.840	22.823	150	48.923	185	32.094	191	219	13	1:42.980	22.456	150	48.751	184	31.773	187	221
5	1:43.262	22.827	150	48.701	184	31.734	188	226	14	1:42.572	22.539	151	48.302	185	31.731	186	221
6	1:42.697	22.548	149	48.485	184	31.664	187	221	15	1:42.735	22.522	150	48.452	184	31.761	187	220
7	1:49.374	24.584	142	52.428	181	32.362	189	219	16	1:48.834	22.719	151	48.344	184	37.771		221
8	1:44.709	22.361	151	48.458	184	33.890	187	224	17	6:03.227	4:41.881	152	49.385	182	31.961	187	218
9	1:49.081	22.752	151	48.652	184	37.677		221	18	2:01.246	23.739	123	51.428	184	46.079		209

13 Cedric Piro, DEU ,

theoretical besttime: 1:42.182

1	10:25.851	8:59.523	129	52.496	168	33.832	182	203	14	1:42.756	22.436	151	48.846	183	31.474	184	215
2	1:45.743	23.373	149	49.852	177	32.518	183	214	15	2:38.752	22.597	150	48.797	181	1:27.358		215
3	1:44.541	23.669	149	48.928	182	31.944	184	217	16	4:00.751	2:39.396	147	49.600	181	31.895	185	214
4	1:43.344	22.828	150	48.806	182	31.710	185	217	17	1:43.151	22.525	151	48.690	183	31.936	184	216
5	1:47.556	22.763	149	51.734	172	33.059	185	218	18	1:42.657	22.589	149	48.568	183	31.500	186	216
6	1:44.400	23.055	149	49.447	181	31.898	185	215	19	1:42.327	22.348	149	48.534	183	31.445	187	218
7	1:44.489	22.556	149	50.002	181	31.931	184	214	20	1:42.680	22.303	149	48.675	181	31.702	186	220
8	1:48.579	22.608	149	49.200	181	36.771		213	21	1:48.595	22.488	148	53.836	175	32.271	184	173
9	4:46.600	3:11.773	121	58.603	166	36.224	159	147	22	1:42.812	22.519	150	48.869	182	31.424	186	214
10	1:46.497	24.856	147	49.597	179	32.044	186	213	23	1:43.178	22.391	151	49.165	184	31.622	186	215
11	1:43.463	22.788	150	49.052	183	31.623	186	217	24	1:42.927	22.378	149	49.204	182	31.345	186	217
12	1:42.698	22.439	150	48.630	183	31.629	186	218	25	1:51.623	22.329	150	50.002	181	39.292		215
13	1:42.619	22.414	151	48.710	182	31.495	186	215									

14 Moritz Müller-Crepon, DEU ,

theoretical besttime: 1:42.337

1	9:24.820	7:56.054	126	54.543	173	34.223	179	179	11	1:42.567	22.417	150	48.454	182	31.696	186	219
2	1:51.358	23.988	149	49.992	179	37.378		210	12	1:42.694	22.558	151	48.507	183	31.629	187	216
3	6:35.373	5:02.907	132	56.212	129	36.254	174	181	13	1:47.777	22.635	150	49.308	183	35.834		214
4	1:48.783	24.551	151	51.687	179	32.545	187	198	14	12:41.314	11:20.167	148	49.494	178	31.653	187	215



Testtag ADAC Formel 4

Lap analysis Session 4

Provisional



Hockenheimring, Length: 4574 m

Air temperature: 20.1°C

Track temperature: 26.0°C

Weather condition: Dry

Thursday 1.10.2015 15:00

Lap	Time	SE1	SP1	SE2	SP2	SE3	SP3	TSP	Lap	Time	SE1	SP1	SE2	SP2	SE3	SP3	TSP
5	1:44.565	22.796	150	49.613	177	32.156	186	215	15	1:43.113	22.528	149	49.065	182	31.520	186	215
6	1:43.662	22.791	149	48.932	181	31.939	188	213	16	1:44.078	22.762	148	49.703	181	31.613	182	213
7	1:43.460	22.604	150	49.254	181	31.602	188	214	17	1:45.340	24.536	143	49.273	183	31.531	186	213
8	1:42.836	22.572	149	48.709	183	31.555	185	216	18	1:43.614	22.701	150	48.610	181	32.303	187	215
9	1:42.887	22.751	150	48.604	182	31.532	186	214	19	1:42.511	22.591	150	48.422	184	31.498	189	220
10	1:42.747	22.489	149	48.688	181	31.570	188	215	20	1:53.779	22.437	151	49.461	181	41.881		218

15 David Kolkmann, DEU ,

theoretical besttime: 1:42.425

1	6:51.039	5:22.386	134	55.357	169	33.296	173	173	11	1:43.548	22.760	149	49.288	181	31.500	185	214
2	1:48.220	24.175	147	52.142	179	31.903	185	178	12	1:43.466	22.603	148	48.910	182	31.953	185	216
3	1:44.468	22.644	150	49.966	177	31.858	185	213	13	1:43.438	22.456	148	48.964	182	32.018	184	215
4	1:43.174	22.523	149	49.049	182	31.602	187	216	14	1:43.023	22.488	148	48.875	182	31.660	185	215
5	1:43.978	22.859	147	49.456	179	31.663	186	215	15	1:48.064	22.508	149	51.666	164	33.890	185	216
6	1:44.486	22.691	150	48.633	184	33.162	183	220	16	1:42.784	22.469	149	48.722	182	31.593	185	216
7	1:43.283	22.787	149	49.057	182	31.439	187	216	17	1:42.676	22.432	149	48.656	181	31.588	186	216
8	1:42.795	22.467	149	48.824	182	31.504	187	217	18	1:42.690	22.353	149	48.838	182	31.499	185	216
9	1:48.361	22.417	149	49.036	181	36.908		214	19	1:42.926	22.388	150	48.929	180	31.609	184	218
10	15:15.781	13:53.542	147	50.371	179	31.868	183	206	20	1:48.068	22.489	150	48.880	182	36.699		214

16 Marek Böckmann, DEU ,

theoretical besttime: 1:41.694

1	9:12.341	7:35.336	112	1:03.556	173	33.449	183	127	12	1:42.232	22.259	149	48.662	183	31.311	187	216
2	1:44.241	23.136	149	49.302	181	31.803	186	212	13	1:42.379	22.388	150	48.590	184	31.401	186	217
3	1:42.911	22.569	150	48.727	183	31.615	186	216	14	1:42.362	22.363	148	48.675	184	31.324	186	216
4	1:42.594	22.441	150	48.728	182	31.425	187	214	15	1:41.771	22.212	150	48.330	183	31.229	187	218
5	1:42.607	22.376	150	48.941	182	31.290	185	214	16	1:45.134	22.182	148	48.527	183	34.425	186	221
6	1:42.288	22.366	149	48.648	184	31.274	189	215	17	1:42.316	22.364	149	48.648	183	31.304	188	217
7	1:42.208	22.177	148	48.744	182	31.287	188	214	18	1:44.181	22.313	150	48.672	183	33.196	189	218
8	1:42.180	22.296	148	48.692	183	31.192	186	214	19	1:46.804	22.703	150	48.564	182	35.537		223
9	1:46.642	22.238	150	48.772	182	35.632		215	20	4:28.203	3:07.696	150	48.930	185	31.577	186	218
10	12:43.035	11:17.536	149	51.907	183	33.592	186	192	21	1:46.957	22.172	150	48.714	182	36.071		215
11	1:43.029	22.519	150	48.946	184	31.564	187	216									

18 Giorgio Maggi, CHE ,

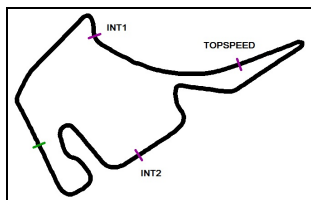
theoretical besttime: 1:42.138

1	14:31.294	12:53.637	118	1:01.177	152	36.480	162	157	11	7:03.792	5:42.614	148	49.405	181	31.773	185	213
2	1:51.394	26.448	147	52.595	175	32.351	186	184	12	1:43.091	22.797	149	48.857	183	31.437	182	212
3	1:43.369	22.782	151	49.031	182	31.556	188	214	13	1:43.417	23.028	149	48.893	183	31.496	182	214
4	1:43.134	22.592	148	49.190	183	31.352	187	213	14	1:43.016	22.918	148	48.792	182	31.306	184	216
5	1:43.315	22.575	147	49.189	181	31.551	185	212	15	1:42.586	22.588	149	48.619	182	31.379	184	215
6	1:42.825	22.431	151	48.920	183	31.474	187	213	16	1:42.348	22.420	149	48.658	183	31.270	186	218
7	1:43.253	22.799	148	48.998	182	31.456	186	214	17	1:42.836	22.593	151	48.866	182	31.377	187	221
8	1:43.006	22.576	149	49.001	183	31.429	185	216	18	1:42.392	22.486	149	48.602	182	31.304	185	216
9	1:42.695	22.411	149	49.010	180	31.274	183	216	19	1:42.332	22.361	149	48.678	184	31.293	185	216
10	1:50.899	23.781	149	48.987	182	38.131		216	20	1:50.581	22.435	150	48.507	183	39.639		216

20 Nikolaj Rogivue, CHE ,

theoretical besttime: 1:42.143

1	7:55.823	6:19.301	125	59.717	155	36.805	155	154	14	1:43.191	22.796	150	48.781	184	31.614	188	219
2	1:53.448	26.689	149	54.025	174	32.734	187	171	15	1:51.381	22.701	151	48.503	184	40.177		220
3	1:43.490	22.579	152	49.131	181	31.780	186	219	16	8:58.800	6:39.142	146	50.769	178	1:28.889		217
4	1:43.022	22.760	151	48.662	181	31.600	187	219	17	2:18.357	57.155	150	49.175	183	32.027	185	216
5	1:42.392	22.351	150	48.543	184	31.498	187	217	18	1:43.176	22.535	152	48.703	184	31.938	185	218
6	1:43.527	22.515	151	49.364	182	31.648	189	217	19	1:44.750	22.706	151	49.910	179	32.134	186	219
7	1:42.447	22.466	150	48.487	185	31.494	189	221	20	1:43.135	22.564	151	48.641	183	31.930	183	217
8	1:42.982	22.630	151	48.643	185	31.709	188	219	21	1:44.210	23.335	151	48.912	182	31.963	186	218
9	1:42.706	22.557	150	48.547	183	31.602	186	219	22	1:49.185	22.802	150	49.850	153	36.533	184	218
10	1:43.293	22.372	152	48.945	183	31.976	186	216	23	1:43.678	22.733	149	49.016	182	31.929	187	216
11	1:42.418	22.530	151	48.557	184	31.331	189	218	24	1:43.673	22.947	150	48.741	184	31.985	186	219
12	1:42.564	22.361	151	48.587	185	31.616	187	220	25	1:52.043	22.862	149	49.087	181	40.094		217
13	1:42.520	22.325	151	48.672	183	31.523	186	217									



Testtag ADAC Formel 4

Lap analysis Session 4

Provisional



Hockenheimring, Length: 4574 m

Air temperature: 20.1°C

Track temperature: 26.0°C

Weather condition: Dry

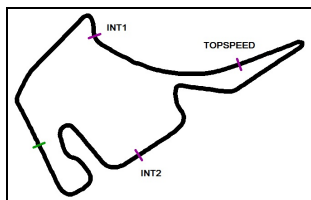
Thursday 1.10.2015 15:00

Lap	Time	SE1	SP1	SE2	SP2	SE3	SP3	TSP	Lap	Time	SE1	SP1	SE2	SP2	SE3	SP3	TSP
24	Robin Brezina, DEU ,								theoretical besttime: 1:42.832								
1	3:10.761	1:44.271	137	52.584	175	33.906	180	201	12	1:43.696	22.638	151	49.201	182	31.857	185	215
2	1:46.921	23.497	148	50.994	181	32.430	183	203	13	1:43.719	22.554	150	49.259	183	31.906	185	218
3	1:44.517	22.858	149	49.632	182	32.027	186	214	14	1:49.486	24.292	148	50.882	138	34.312	186	216
4	1:49.405	25.515	74	51.845	181	32.045	185	208	15	1:48.436	22.536	150	49.099	181	36.801		217
5	1:44.818	23.632	147	49.317	182	31.869	182	215	16	5:58.180	4:36.494	148	49.598	182	32.088	186	216
6	1:43.449	22.604	150	49.133	183	31.712	186	217	17	1:43.639	22.734	149	49.152	183	31.753	184	216
7	1:43.322	22.473	149	49.018	182	31.831	186	218	18	1:43.004	22.645	149	48.887	184	31.472	186	216
8	1:49.593	24.035	150	49.537	181	36.021		217	19	1:51.147	26.667	145	51.652	180	32.828	185	180
9	3:31.042	2:09.286	148	49.418	158	32.338	188	216	20	1:43.420	22.600	150	48.972	183	31.848	185	217
10	1:45.455	23.619	148	49.678	182	32.158	184	215	21	2:02.806	23.196	147	53.467	132	46.143		216
11	1:43.889	22.581	148	49.279	181	32.029	183	215									

25	Mick Schumacher, DEU ,								theoretical besttime: 1:41.583								
1	7:44.602	5:59.339	135	1:08.197	152	37.066	88	130	13	8:58.107	7:33.260	132	52.500	179	32.347	184	204
2	2:08.129	27.718	147	1:03.380	129	37.031	99	84	14	1:44.245	22.838	150	49.713	181	31.694	182	207
3	2:01.523	28.791	149	55.747	153	36.985	138	160	15	1:42.357	22.285	151	48.781	184	31.291	186	214
4	1:51.413	25.884	148	49.254	180	36.275		217	16	1:42.381	22.469	150	48.777	183	31.135	187	216
5	4:57.386	3:35.372	144	50.371	182	31.643	185	206	17	1:41.748	22.082	150	48.436	184	31.230	186	217
6	1:42.887	22.458	149	49.068	182	31.361	187	215	18	1:41.932	22.169	150	48.631	183	31.132	187	215
7	1:44.114	22.233	150	48.895	182	32.986	177	217	19	1:47.105	25.894	111	50.007	183	31.204	187	212
8	1:44.753	22.894	150	50.156	180	31.703	187	215	20	1:41.666	22.076	150	48.492	183	31.098	186	216
9	1:42.373	22.258	150	48.872	183	31.243	187	217	21	1:42.467	22.203	150	48.582	184	31.682	187	215
10	1:41.982	22.166	148	48.698	183	31.118	188	216	22	1:41.703	22.099	150	48.474	183	31.130	186	217
11	1:42.267	22.155	150	48.882	183	31.230	187	215	23	1:42.051	22.216	148	48.590	183	31.245	188	216
12	1:46.272	22.255	150	48.530	183	35.487	223		24	1:47.482	22.049	149	48.906	184	36.527		214

26	Harrison Newey, GBR ,								theoretical besttime: 1:42.386								
1	8:16.321	6:51.078	132	52.404	178	32.839	179	200	13	1:43.894	22.809	149	49.381	183	31.704	184	209
2	1:45.186	23.257	148	49.903	177	32.026	183	211	14	1:43.197	22.727	149	49.001	183	31.469	185	215
3	1:43.493	22.605	150	49.246	182	31.642	185	215	15	1:42.999	22.526	148	49.071	182	31.402	185	216
4	1:42.966	22.500	149	48.878	180	31.588	185	217	16	1:42.867	22.513	148	48.631	183	31.723	184	215
5	1:43.084	22.662	150	48.871	182	31.551	184	215	17	1:42.869	22.630	149	48.776	183	31.463	185	214
6	1:44.891	22.604	148	50.210	178	32.077	185	215	18	1:43.707	22.353	150	49.005	182	32.349	184	216
7	1:45.076	22.681	148	50.274	178	32.121	185	215	19	1:42.803	22.541	150	48.744	183	31.518	186	216
8	1:43.488	22.499	148	49.363	182	31.626	185	215	20	1:42.875	22.581	149	48.742	182	31.552	187	216
9	1:43.476	22.578	148	49.119	182	31.779	184	215	21	1:42.636	22.450	150	48.661	183	31.525	185	216
10	1:42.939	22.466	149	48.950	182	31.523	187	215	22	1:42.974	22.525	149	48.749	183	31.700	184	215
11	1:53.966	22.538	149	49.361	182	42.067		215	23	1:48.861	22.657	149	48.920	184	37.284		215
12	9:24.395	8:02.339	141	50.170	181	31.886	184	212									

27	Marvin Dienst, DEU ,								theoretical besttime: 1:41.147								
1	6:16.212	4:48.762	139	52.909	145	34.541	182	209	13	1:47.830	22.316	151	48.065	185	37.449		221
2	1:45.064	23.184	147	50.074	182	31.806	187	212	14	7:47.647	6:18.732	121	57.439	184	31.476	188	147
3	1:42.737	22.399	150	48.933	184	31.405	187	215	15	1:41.738	22.314	150	48.152	186	31.272	186	219
4	1:42.215	22.271	152	48.643	183	31.301	188	218	16	1:56.445	27.070	127	52.434	186	36.941		191
5	1:41.609	22.294	152	48.216	184	31.099	188	220	17	2:35.336	1:13.442	150	50.508	182	31.386	190	210
6	1:41.656	22.219	152	48.349	185	31.088	189	218	18	1:41.730	22.166	151	47.994	185	31.570	153	223
7	1:48.472	22.214	151	48.375	185	37.883		218	19	1:49.326	27.030	129	51.129	186	31.167	191	184
8	7:30.811	6:10.262	149	49.033	183	31.516	188	217	20	1:46.074	22.087	151	49.136	176	34.851	188	225
9	1:42.243	22.583	151	48.491	185	31.169	187	219	21	1:41.765	22.256	152	48.374	186	31.135	188	218
10	1:41.645	22.249	150	48.186	185	31.210	189	219	22	1:42.200	22.266	151	48.213	185	31.721	185	219
11	1:41.972	22.539	150	48.200	185	31.233	190	220	23	1:41.812	22.365	152	48.217	185	31.230	190	219
12	1:41.432	22.065	151	48.155	185	31.212	190	222	24	2:02.946	25.201	133	54.751	178	42.994		177



Testtag ADAC Formel 4

Lap analysis Session 4

Provisional



Hockenheimring, Length: 4574 m

Air temperature: 20.1°C

Track temperature: 26.0°C

Weather condition: Dry

Thursday 1.10.2015 15:00

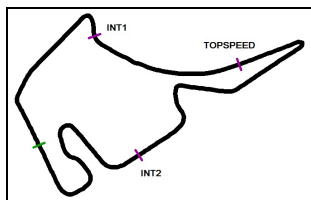
Lap	Time	SE1	SP1	SE2	SP2	SE3	SP3	TSP	Lap	Time	SE1	SP1	SE2	SP2	SE3	SP3	TSP
28	Janneau Esmeijer, NLD ,								theoretical besttime: 1:41.800								
1	7:01.866	5:36.051	144	51.713	177	34.102	181	205	12	1:42.192	22.355	150	48.160	186	31.677	186	223
2	1:44.094	22.904	149	49.198	183	31.992	182	213	13	1:42.021	22.310	151	48.205	184	31.506	187	226
3	1:42.954	22.588	151	48.575	184	31.791	187	216	14	1:42.446	22.299	151	48.385	184	31.762	188	220
4	1:42.760	22.422	150	48.713	184	31.625	189	220	15	1:42.325	22.431	150	48.377	185	31.517	188	218
5	1:42.447	22.782	151	48.263	184	31.402	185	219	16	1:46.862	22.515	150	48.416	185	35.931		219
6	1:43.288	22.684	152	48.595	185	32.009	169	223	17	10:34.805	9:14.343	149	48.895	183	31.567	188	218
7	1:43.603	23.308	148	48.666	185	31.629	188	220	18	1:43.308	22.415	151	49.455	185	31.438	188	199
8	1:41.910	22.295	150	48.270	184	31.345	187	222	19	1:42.029	22.477	152	48.195	186	31.357	187	219
9	1:50.982	22.420	149	48.789	184	39.773		220	20	1:42.096	22.452	152	48.284	185	31.360	188	218
10	7:19.410	5:54.113	144	53.573	183	31.724	187	145	21	1:42.264	22.576	150	48.232	186	31.456	188	220
11	1:42.519	22.457	149	48.545	184	31.517	187	220	22	1:58.863	22.465	152	49.813	184	46.585		218

30	Jason Kremer, DEU ,								theoretical besttime: 1:41.806								
1	25:42.564	24:16.909	131	53.135	177	32.520	186	197	10	1:42.267	22.282	153	48.559	185	31.426	187	218
2	1:44.003	22.951	148	49.372	178	31.680	186	214	11	1:42.593	22.732	151	48.638	185	31.223	186	217
3	1:46.690	22.525	148	50.529	168	33.636	188	215	12	1:41.922	22.263	151	48.384	183	31.275	189	218
4	1:44.636	22.468	151	50.193	176	31.975	187	221	13	1:42.160	22.271	151	48.577	185	31.312	188	220
5	1:44.039	23.446	151	48.890	182	31.703	185	219	14	1:41.864	22.261	152	48.367	183	31.236	187	219
6	1:42.734	22.573	152	48.667	184	31.494	189	217	15	1:41.885	22.223	150	48.446	185	31.216	186	216
7	2:31.977	22.449	151	48.843	182	1:20.685		217	16	1:52.847	26.059	140	53.740	170	33.048	187	184
8	4:04.871	2:40.281	145	51.676	176	32.914	183	203	17	1:42.394	22.497	151	48.490	184	31.407	188	218
9	1:43.536	23.213	152	48.889	184	31.434	186	216	18	1:53.440	22.356	151	49.694	178	41.390		218

31	Yan Leon Shlom, RUS ,								theoretical besttime: 1:42.014								
1	5:11.388	3:42.640	140	54.370	104	34.378	181	204	13	1:43.188	22.628	150	48.609	184	31.951	187	220
2	1:45.868	23.922	146	50.042	183	31.904	187	208	14	1:42.944	22.577	151	48.622	183	31.745	186	219
3	1:43.479	22.762	148	48.942	183	31.775	187	215	15	1:43.009	22.699	150	48.598	185	31.712	186	220
4	1:43.791	22.952	148	48.794	181	32.045	188	219	16	1:44.797	24.235	150	48.816	183	31.746	186	216
5	1:42.872	22.715	150	48.627	183	31.530	188	222	17	1:49.207	22.750	151	48.650	183	37.807		219
6	1:43.076	22.852	149	48.605	183	31.619	186	220	18	5:35.317	4:08.497	127	53.467	175	33.353	182	205
7	1:43.417	22.743	149	48.809	183	31.865	185	218	19	1:45.733	23.798	150	50.216	181	31.719	187	213
8	1:43.635	23.039	149	48.839	184	31.757	186	218	20	1:42.617	22.725	150	48.463	184	31.429	189	218
9	1:48.573	22.796	149	48.663	184	37.114		218	21	1:42.668	22.656	149	48.595	184	31.417	189	217
10	6:59.502	5:38.563	148	49.162	183	31.777	187	217	22	1:42.014	22.455	151	48.281	184	31.278	188	218
11	1:43.228	22.739	150	48.659	183	31.830	186	218	23	2:06.500	22.527	150	51.046	141	52.927		218
12	1:43.483	22.871	150	48.838	184	31.774	188	217									

34	Toni Wolf, DEU ,								theoretical besttime: 1:42.197								
1	6:18.669	4:33.535	120	1:00.065	153	45.069		156	12	1:54.308	22.830	148	49.936	161	41.542		218
2	2:45.729	1:16.748	128	51.231	183	37.750		203	13	8:22.978	7:01.249	148	49.838	182	31.891	186	211
3	2:34.554	1:06.127	149	51.200	180	37.227	44	217	14	1:43.318	22.652	152	48.859	183	31.807	186	218
4	1:47.278	26.551	151	48.766	180	31.961	186	218	15	1:42.484	22.619	151	48.330	185	31.535	186	221
5	1:42.744	22.659	152	48.505	184	31.580	186	218	16	1:43.529	22.468	150	49.213	180	31.848	186	220
6	1:42.713	22.579	152	48.653	184	31.481	188	218	17	1:42.606	22.473	151	48.553	184	31.580	187	218
7	1:42.525	22.443	150	48.581	185	31.501	188	219	18	1:42.650	22.554	151	48.462	184	31.634	187	219
8	1:42.865	22.487	151	48.655	184	31.723	188	218	19	1:42.428	22.453	151	48.323	185	31.652	189	220
9	1:42.646	22.393	151	48.681	183	31.572	188	219	20	1:42.895	22.713	151	48.540	184	31.642	188	218
10	1:42.398	22.423	151	48.367	184	31.608	188	218	21	1:42.789	22.428	152	48.416	182	31.945	186	219
11	1:43.192	22.965	151	48.674	184	31.553	188	219	22	1:56.578	22.783	151	51.952	159	41.843		221

35	Carrie Schreiner, DEU ,								theoretical besttime: 1:42.646								
1	13:50.348	12:16.557	131	59.028	163	34.763	164	163	12	1:51.022	22.679	151	48.717	184	39.626		218
2	1:52.247	26.904	147	52.353	174	32.990	182	191	13	7:58.784	6:31.556	139	53.259	171	33.969	185	179
3	1:49.646	23.750	149	52.223	165	33.673	184	214	14	1:43.977	22.982	151	48.945	183	32.050	187	219
4	1:45.258	23.101	150	50.095	181	32.062	187	215	15	1:43.486	22.777	151	48.936	184	31.773	185	221
5	1:44.400	22.688	150	49.853	184	31.859	186	214	16	1:43.096	22.575	151	48.527	184	31.994	182	218
6	1:44.394	22.637	151	48.815	184	32.942	186	218	17	1:42.813	22.633	152	48.464	184	31.716	186	218
7	1:44.621	23.113	150	49.546	183	31.962	186	218	18	1:42.851	22.504	152	48.581	185	31.766	187	218



Testtag ADAC Formel 4

Lap analysis Session 4

Provisional



Hockenheimring, Length: 4574 m

Air temperature: 20.1°C

Track temperature: 26.0°C

Weather condition: Dry

Thursday 1.10.2015 15:00

Lap	Time	SE1	SP1	SE2	SP2	SE3	SP3	TSP	Lap	Time	SE1	SP1	SE2	SP2	SE3	SP3	TSP
8	1:43.537	22.584	150	49.087	184	31.866	186	217	19	1:44.137	22.625	149	48.443	185	33.069	181	220
9	1:42.836	22.490	151	48.633	183	31.713	187	216	20	1:46.009	24.141	132	49.998	185	31.870	188	212
10	1:43.579	22.568	151	48.899	183	32.112	187	216	21	1:57.781	22.772	152	51.585	177	43.424		219
11	1:42.950	22.571	152	48.606	183	31.773	187	218	22	2:57.046	1:08.595	121	59.623	159	48.828		195

36 Joey Mawson, AUS ,

theoretical besttime: 1:41.528

1	3:58.223	2:24.799	134	58.297	159	35.127	162	146	12	1:42.521	22.513	149	48.559	184	31.449	188	219
2	2:02.465	24.850	149	55.574	173	42.041		158	13	1:45.983	22.230	149	48.423	183	35.330		219
3	2:10.554	45.932	147	52.184	180	32.438	187	202	14	15:14.191	13:45.123	140	52.530	176	36.538	155	205
4	1:43.180	22.695	145	48.828	184	31.657	186	217	15	1:48.605	24.887	149	50.175	185	33.543	188	205
5	1:42.430	22.207	149	48.695	182	31.528	186	219	16	1:41.708	22.153	150	48.236	183	31.319	188	219
6	1:46.359	22.231	148	48.541	184	35.587		219	17	1:45.987	22.330	149	52.350	183	31.307	188	220
7	5:35.568	4:12.652	146	51.055	182	31.861	188	198	18	1:41.743	22.078	150	48.277	185	31.388	187	220
8	1:42.645	22.338	149	48.613	181	31.694	187	223	19	1:41.716	22.109	150	48.388	185	31.219	188	219
9	1:42.134	22.142	149	48.691	183	31.301	186	218	20	1:41.671	22.143	151	48.243	185	31.285	186	224
10	1:42.131	22.172	150	48.540	184	31.419	189	217	21	1:56.920	22.290	149	1:01.360	155	33.270	188	221
11	1:43.516	23.055	147	49.017	184	31.444	189	219	22	1:52.421	22.073	149	51.828	175	38.520		217

37 Kami Laliberte, CDN ,

theoretical besttime: 1:41.358

1	6:45.449	5:15.585	132	55.720	162	34.144	174	190	11	19:02.238	17:35.372	141	52.449	169	34.417	170	199
2	1:49.643	24.542	140	52.966	177	32.135	186	192	12	1:48.153	24.743	147	51.031	151	32.379	187	204
3	1:44.021	22.495	150	48.999	183	32.527	186	215	13	1:42.220	22.264	150	48.419	183	31.537	187	218
4	1:42.132	22.323	150	48.556	183	31.253	188	216	14	1:41.676	22.197	149	48.291	184	31.188	187	219
5	1:42.338	22.215	151	48.475	184	31.648	186	218	15	1:41.893	22.239	150	48.380	183	31.274	188	218
6	1:42.403	22.388	150	48.476	182	31.539	188	217	16	1:42.215	22.289	148	48.652	183	31.274	187	215
7	1:42.963	22.983	149	48.669	184	31.311	188	218	17	1:43.924	22.139	149	49.476	162	32.309	186	216
8	1:42.013	22.023	149	48.708	183	31.282	188	216	18	1:41.599	22.161	150	48.394	184	31.044	187	215
9	1:42.940	22.429	150	48.801	183	31.710	187	216	19	1:41.893	22.212	149	48.503	183	31.178	186	216
10	1:49.067	22.308	147	48.887	182	37.872		218	20	1:49.754	22.480	151	48.822	184	38.452		216

38 Luca Engstler, DEU ,

theoretical besttime: 1:42.393

1	5:17.864	3:52.138	144	52.074	177	33.652	180	205	11	1:45.701	23.985	150	49.933	182	31.783	187	206
2	1:46.449	23.489	147	50.264	177	32.696	184	209	12	1:42.929	22.315	151	49.040	183	31.574	188	218
3	1:44.867	22.889	147	49.718	182	32.260	185	211	13	1:42.999	22.688	151	48.783	184	31.528	187	220
4	1:44.706	22.869	152	49.372	177	32.465	183	214	14	1:42.554	22.392	150	48.550	183	31.612	187	221
5	1:44.180	22.957	150	49.048	183	32.175	181	216	15	1:53.046	23.191	147	52.293	153	37.562	174	218
6	1:44.616	23.075	149	49.254	180	32.287	183	218	16	1:51.700	25.770	139	53.885	180	32.045	187	184
7	1:51.279	23.264	149	53.577	169	34.438	183	216	17	1:42.958	22.628	152	48.729	183	31.601	186	217
8	1:51.124	23.236	150	49.169	182	38.719		219	18	1:42.830	22.591	151	48.693	184	31.546	188	219
9	5:53.092	4:15.463	127	58.946	159	38.683	164	171	19	2:30.161	22.589	152	49.040	184	1:18.532		219
10	1:59.048	27.671	138	54.454	159	36.923	167	214	20	3:29.932	1:46.325	137	55.134	159	48.473		216

39 Kevin Kratz, DEU ,

theoretical besttime: 1:44.164

1	13:39.432	12:12.328	139	52.761	175	34.343	179	208	11	5:40.226	4:17.981	146	49.920	180	32.325	184	215
2	1:46.313	23.673	148	50.301	180	32.339	184	215	12	1:45.086	23.253	147	49.389	171	32.444	184	214
3	1:45.330	23.490	146	49.608	182	32.232	186	209	13	1:53.539	23.308	148	49.880	181	40.351		214
4	1:45.279	23.078	147	50.000	181	32.201	183	217	14	3:31.436	2:09.265	147	49.778	181	32.393	179	214
5	1:45.928	22.957	148	50.419	176	32.552	186	214	15	1:45.607	23.371	148	49.660	182	32.576	182	217
6	1:44.282	22.911	147	49.383	180	31.988	185	216	16	1:44.885	23.132	146	49.560	180	32.193	185	217
7	1:44.359	23.071	147	49.318	181	31.970	186	215	17	1:45.320	23.148	147	49.896	181	32.276	181	218
8	1:44.355	22.876	146	49.464	181	32.015	186	218	18	1:45.540	23.189	146	49.719	180	32.632	178	217
9	1:44.648	22.943	147	49.612	180	32.093	185	216	19	1:51.191	23.344	147	50.289	178	37.558		216
10	1:51.851	23.112	147	49.607	180	39.132		215									

46 Mauro Auricchio, BRA ,

theoretical besttime: 1:42.297

1	28:30.933	27:03.345	141	53.464	170	34.124	180	181	9	1:43.405	22.347	150	49.221	183	31.837	185	216
2	1:44.789	23.012	150	49.807	182	31.970	186	212	10	1:42.618	22.446	151	48.616	184	31.556	187	215
3	1:43.463	22.655	148	49.194	182	31.614	185	215	11	1:42.570	22.397	149	48.827	182	31.346	188	217
4	1:43.364	22.621	150	49.223	182	31.520	185	214	12	1:43.754	22.393	150	49.750	174	31.611	187	222



Testtag ADAC Formel 4

Lap analysis Session 4

Provisional



Hockenheimring, Length: 4574 m

Air temperature: 20.1°C

Track temperature: 26.0°C

Weather condition: Dry

Thursday 1.10.2015 15:00

Lap	Time	SE1	SP1	SE2	SP2	SE3	SP3	TSP	Lap	Time	SE1	SP1	SE2	SP2	SE3	SP3	TSP
5	1:43.167	22.533	150	49.193	183	31.441	185	213	13	1:42.685	22.588	149	48.724	183	31.373	185	214
6	1:50.246	22.588	150	49.269	182	38.389		214	14	1:43.396	22.405	151	49.517	176	31.474	184	216
7	5:31.225	4:05.194	144	54.134	176	31.897	184	187	15	1:42.733	22.581	152	48.818	184	31.334	186	216
8	1:42.947	22.493	151	48.722	184	31.732	186	217	16	1:50.743	22.462	151	50.486	178	37.795		214

55 Marylin Niederhauser, CHE ,

theoretical besttime: 1:43.383

1	8:29.840	7:00.758	140	53.678	169	35.404	178	203	13	1:56.716	23.154	148	49.977	177	43.585		214
2	1:50.250	25.696	146	50.668	176	33.886	181	211	14	5:38.452	4:10.957	124	53.138	176	34.357	184	210
3	1:46.429	23.559	149	49.883	177	32.987	182	213	15	1:47.347	23.872	148	50.240	180	33.235	183	214
4	1:46.073	23.444	145	49.982	180	32.647	182	214	16	1:44.953	23.220	148	49.445	182	32.288	184	214
5	1:46.131	23.481	150	50.019	181	32.631	181	214	17	2:03.111	23.036	149	1:06.042	163	34.033	185	213
6	1:45.470	23.253	148	49.581	180	32.636	183	216	18	1:44.207	22.821	149	49.317	182	32.069	183	215
7	1:45.506	23.311	149	49.730	181	32.465	183	213	19	1:44.443	22.807	149	49.704	183	31.932	185	214
8	1:49.158	23.572	149	51.089	180	34.497	183	211	20	1:43.604	22.831	151	48.780	183	31.993	185	218
9	1:46.540	23.361	148	50.421	180	32.758	181	211	21	1:44.422	22.671	150	49.668	175	32.083	186	216
10	1:46.450	23.228	151	50.825	181	32.397	185	211	22	1:44.280	22.910	150	49.420	182	31.950	186	214
11	1:45.387	23.070	148	49.904	180	32.413	185	216	23	1:45.613	22.904	151	50.259	175	32.450	182	217
12	1:45.175	23.294	148	49.362	181	32.519	183	214	24	2:04.570	23.146	150	53.137	139	48.287		215

69 Lando Norris, GBR ,

theoretical besttime: 1:40.476

1	4:41.003	3:15.473	135	52.539	176	32.991	182	192	14	1:44.912	22.359	152	48.620	180	33.933	189	219
2	1:45.423	23.278	151	50.265	178	31.880	186	203	15	1:41.507	22.253	151	48.199	185	31.055	189	219
3	1:43.302	22.694	149	48.978	185	31.630	187	216	16	1:42.090	22.083	150	48.208	184	31.799	187	220
4	1:42.126	22.409	150	48.432	183	31.285	189	217	17	1:41.189	22.168	152	48.002	184	31.019	189	218
5	1:43.202	23.023	152	48.479	183	31.700	186	220	18	1:41.592	22.324	150	48.189	185	31.079	188	218
6	1:41.996	22.377	150	48.282	183	31.337	186	221	19	1:41.223	22.027	150	48.117	184	31.079	188	218
7	1:41.803	22.258	151	48.172	186	31.373	186	221	20	1:43.719	22.115	150	48.092	186	33.512	187	219
8	1:41.981	22.291	150	48.356	183	31.334	188	222	21	1:48.883	26.864	135	50.818	184	31.201	189	205
9	1:42.175	22.385	151	48.577	184	31.213	188	219	22	1:41.309	22.091	151	48.187	185	31.031	188	219
10	1:42.418	22.404	149	48.682	184	31.332	187	219	23	1:41.204	22.214	149	48.065	184	30.925	191	218
11	1:51.273	22.202	149	48.524	183	40.547		218	24	1:41.497	22.079	151	48.022	185	31.396	191	220
12	6:36.594	5:04.463	126	57.773	171	34.358	182	149	25	1:40.671	22.222	152	47.538	184	30.911	189	223
13	1:44.597	22.963	151	49.974	179	31.660	189	210	26	1:46.989	22.086	151	48.104	184	36.799		220

72 Julian Hanses, DEU ,

theoretical besttime: 1:43.718

1	3:46.505	2:07.741	117	1:01.593	171	37.171	164	175	13	1:45.047	22.971	150	49.331	180	32.745	187	218
2	1:52.846	26.796	143	51.976	174	34.074	181	212	14	1:44.076	22.672	152	49.112	182	32.292	184	220
3	1:47.123	23.588	147	50.363	180	33.172	182	215	15	1:44.012	22.910	152	49.005	182	32.097	187	221
4	1:46.678	23.241	150	50.146	178	33.291	186	216	16	1:51.563	22.957	151	49.290	182	39.316		218
5	1:45.625	23.379	150	49.497	182	32.749	184	219	17	10:49.763	9:20.735	142	54.455	175	34.573	185	194
6	1:44.802	23.055	150	49.309	183	32.438	185	221	18	1:47.715	24.805	140	50.123	179	32.787	185	219
7	1:53.792	23.107	151	49.836	178	40.849		219	19	1:44.226	23.130	151	48.949	182	32.147	185	217
8	6:22.233	4:55.594	135	52.835	178	33.804	182	191	20	1:44.209	22.934	152	48.978	184	32.297	185	217
9	1:46.166	23.808	150	49.729	181	32.629	186	219	21	1:44.417	23.043	153	48.970	183	32.404	185	216
10	1:46.788	24.072	151	50.005	182	32.711	188	223	22	1:44.585	23.331	149	49.087	182	32.167	184	216
11	1:46.273	23.986	149	49.260	182	33.027	181	221	23	1:52.969	22.851	151	49.687	182	40.431		217
12	1:45.917	23.999	149	49.601	180	32.317	184	219									

77 Job Van Uitert, NLD ,

theoretical besttime: 1:42.081

1	4:41.839	3:15.789	135	52.987	174	33.063	183	200	9	1:42.600	22.394	149	48.746	183	31.460	183	219
2	1:46.638	23.487	149	50.964	175	32.187	186	212	10	1:42.703	22.460	149	48.579	182	31.664	188	217
3	1:43.629	22.813	148	49.147	183	31.669	186	215	11	1:42.134	22.199	149	48.494	184	31.441	187	218
4	1:42.858	22.529	148	48.827	184	31.502	188	220	12	1:52.339	24.826	143	49.141	183	38.372		213
5	1:42.311	22.297	149	48.491	184	31.523	187	223	13	6:05.082	4:26.331	122	55.950	168	42.801		177
6	1:42.446	22.319	148	48.441	182	31.686	186	224	14	2:30.484	58.457	135	51.221	175	40.806		217
7	1:42.423	22.379	149	48.562	184	31.482	185	218	15	3:35.476	55.559	137	52.581	120	1:47.336		216
8	1:43.051	22.678	147	48.747	182	31.626	187	217									



Testtag ADAC Formel 4

Lap analysis Session 4

Provisional



Hockenheimring, Length: 4574 m

Air temperature: 20.1°C

Track temperature: 26.0°C

Weather condition: Dry

Thursday 1.10.2015 15:00

Lap	Time	SE1	SP1	SE2	SP2	SE3	SP3	TSP	Lap	Time	SE1	SP1	SE2	SP2	SE3	SP3	TSP
79 Max Hofer, AUT ,									theoretical besttime: 1:44.752								
1	10:03.753	8:36.595	135	52.780	156	34.378	181	203	11	4:41.101	3:18.329	143	50.502	178	32.270	183	215
2	1:48.025	23.733	146	51.315	159	32.977	184	213	12	1:45.067	22.995	146	49.589	180	32.483	180	215
3	1:46.905	23.525	147	50.158	175	33.222	181	213	13	1:46.629	24.073	146	50.275	178	32.281	182	219
4	1:45.961	23.538	147	49.944	179	32.479	180	214	14	1:44.936	23.091	146	49.562	180	32.283	183	213
5	1:45.795	23.167	146	50.301	180	32.327	184	213	15	1:44.972	23.049	146	49.728	181	32.195	181	213
6	1:46.857	23.005	146	51.409		32.443	184	215	16	1:45.920	23.169	145	49.750	179	33.001	184	213
7	1:45.861	23.157	144	50.082	179	32.622	183	215	17	1:45.250	23.089	147	49.794	179	32.367	182	216
8	1:45.253	23.096	143	49.769	177	32.388	180	214	18	1:45.133	23.230	145	49.596	179	32.307	182	215
9	1:45.181	23.092	145	49.874	180	32.215	186	214	19	1:45.073	23.199	149	49.659	180	32.215	185	217
10	1:51.051	23.033	145	49.821	179	38.197		216	20	1:51.747	23.267	147	49.739	179	38.741		215

Lap	Time	SE1	SP1	SE2	SP2	SE3	SP3	TSP	Lap	Time	SE1	SP1	SE2	SP2	SE3	SP3	TSP
96 Luis Leeds, AUS ,									theoretical besttime: 1:42.269								
1	7:32.164	5:44.334	109	1:04.434	147	43.396		156	11	1:43.920	22.982	150	48.983	182	31.955	184	219
2	3:20.060	1:30.593	115	1:01.071	131	48.396		176	12	1:43.157	22.628	151	48.522	183	32.007	182	217
3	3:25.856	1:51.634	146	51.121	175	43.101	119	213	13	1:43.686	22.545	150	49.343	180	31.798	185	218
4	1:50.113	25.631	146	51.444	178	33.038	184	213	14	1:42.837	22.356	151	48.892	183	31.589	186	219
5	1:45.681	23.237	149	50.025	180	32.419	186	218	15	1:42.660	22.315	151	48.546	184	31.799	187	218
6	1:44.890	23.190	150	49.255	180	32.445	186	218	16	1:42.320	22.262	151	48.418	184	31.640	187	219
7	1:51.054	22.920	148	49.274	179	38.860		216	17	1:43.547	23.265	150	48.576	184	31.706	187	223
8	13:53.785	12:17.072	128	59.710	147	37.003	171	166	18	1:43.043	22.467	150	48.460	184	32.116	186	219
9	2:05.756	26.709	147	1:00.936	95	38.111	183	153	19	1:53.014	24.523	145	48.731	184	39.760		217
10	1:45.598	23.637	148	49.708	179	32.253	184	216									



Testtag ADAC Formel 4

Vmax list Session 4

Provisional



Hockenheimring, Length: 4574 m

Air temperature: 20.1°C

Track temperature: 26.2°C

Weather condition: Dry

Thursday 1.10.2015 15:00

Nr	Team, Car, Driver, Nat	Top speed
28	HTP F4 Junior Team Ungar, ADAC Formel 4 powered by Ab Esmeijer Janneau , NLD	225,89 km/h
5	Mücke-Motorsport, ADAC Formel 4 powered by Abarth Beckmann David , DEU	225,80 km/h
10	Motopark, ADAC Formel 4 powered by Abarth Waldherr Michael , DEU	225,61 km/h
27	HTP F4 Junior Team Ungar, ADAC Formel 4 powered by Ab Dienst Marvin , DEU	225,38 km/h
7	Motopark, ADAC Formel 4 powered by Abarth Eriksson Joel , SWE	225,28 km/h
77	Provily Racing, ADAC Formel 4 powered by Abarth Van Uitert Job , NLD	224,21 km/h
3	Mücke-Motorsport, ADAC Formel 4 powered by Abarth Mazatis Benjamin , DEU	223,97 km/h
36	Van Amersfoort Racing, ADAC Formel 4 powered by Abart Mawson Joey , AUS	223,93 km/h
72	, ADAC Formel 4 powered by Abarth Hanses Julian , DEU	223,32 km/h
16	Jenzer Motorsport, ADAC Formel 4 powered by Abarth Böckmann Marek , DEU	222,96 km/h
96	SMG Swiss Motorsport Group, ADAC Formel 4 powered by Leeds Luis , AUS	222,86 km/h
69	Mücke-Motorsport, ADAC Formel 4 powered by Abarth Norris Lando , GBR	222,77 km/h
25	Van Amersfoort Racing, ADAC Formel 4 powered by Abart Schumacher Mick , DEU	222,68 km/h
2	Neuhauser Racing Team, ADAC Formel 4 powered by Abar Zimmermann Tim , DEU	222,59 km/h
46	Team Timo Scheider, ADAC Formel 4 powered by Abarth Auricchio Mauro , BRA	222,22 km/h
31	Mücke-Motorsport, ADAC Formel 4 powered by Abarth Shlom Yan Leon , RUS	221,68 km/h
18	Race Performance, ADAC Formel 4 powered by Abarth Maggi Giorgio , CHE	221,45 km/h
34	Toni Wolf, ADAC Formel 4 powered by Abarth Wolf Toni , DEU	221,45 km/h
38	Liqui Moly Team Engstler, ADAC Formel 4 powered by Aba Engstler Luca , DEU	221,22 km/h
35	HTP F4 Junior Team Ungar, ADAC Formel 4 powered by Ab Schreiner Carrie , DEU	221,13 km/h
30	Team Timo Scheider, ADAC Formel 4 powered by Abarth Kremer Jason , DEU	220,86 km/h



Testtag ADAC Formel 4

Vmax list Session 4

Provisional



Hockenheimring, Length: 4574 m

Air temperature: 20.1°C

Track temperature: 26.2°C

Weather condition: Dry

Thursday 1.10.2015 15:00

Nr	Team, Car, Driver, Nat	Top speed
20	Nikolaj Rogivue, ADAC Formel 4 powered by Abarth Rogivue Nikolaj , CHE	220,63 km/h
14	Jenzer Motorsport, ADAC Formel 4 powered by Abarth Müller-Crepon Moritz , DEU	220,23 km/h
6	Mücke-Motorsport, ADAC Formel 4 powered by Abarth Ortmann Mike David , DEU	219,91 km/h
13	Team piroports, ADAC Formel 4 powered by Abarth Piro Cedric , DEU	219,78 km/h
15	Jenzer Motorsport, ADAC Formel 4 powered by Abarth Kolkmann David , DEU	219,65 km/h
8	Motopark, ADAC Formel 4 powered by Abarth Fittje Jannes , DEU	219,42 km/h
37	Van Amersfoort Racing, ADAC Formel 4 powered by Abarth Laliberte Kami , CDN	219,24 km/h
79	Lechner Racing, ADAC Formel 4 powered by Abarth Hofer Max , AUT	218,71 km/h
39	Lechner Racing, ADAC Formel 4 powered by Abarth Kratz Kevin , DEU	218,27 km/h
55	Race Performance, ADAC Formel 4 powered by Abarth Niederhauser Marylin , CHE	217,96 km/h
24	Robin Brezina, ADAC Formel 4 powered by Abarth Brezina Robin , DEU	217,92 km/h
1	Neuhauser Racing Team, ADAC Formel 4 powered by Abarth Schramm Kim Luis , DEU	217,09 km/h
26	Van Amersfoort Racing, ADAC Formel 4 powered by Abarth Newey Harrison , GBR	216,61 km/h
9	Motopark, ADAC Formel 4 powered by Abarth Cecotto Jonathan , VEN	170,00 km/h