



# ADAC GT Masters

## Results Free Practice 1

Provisional



Hockenheimring, Length: 4574 m

Air temperature: 14.8°C

Track temperature: 16.2°C

Weather condition: Dry

**DMSB** Reg. Nr.: 253/15  
Deutscher Motor Sport Bund e.V.

Friday 2.10.2015 09:00

started : 20      classified : 20      not classified : 0

	Drivers	Team	Car	Lap	Best Time	Gap	Diff	Kph	Day Time
1	14 N.Verdonck/F.Kechele	Lambda Performance	Ford GT GT3	8	<b>1:39.829</b>			164,9	9:18:34
2	66 A.Wirth/D.Keilwitz	Callaway Competition	Corvette Z06.R GT3	9	<b>1:39.921</b>	0.092	0.092	164,8	9:29:27
3	7 L.Stolz/T.Dillmann	Bentley Team HTP	Bentley Continental GT3	12	<b>1:39.988</b>	0.159	0.067	164,7	9:28:24
4	1 S.Wackerbauer/K.van der Linde	C. Abt Racing	Audi R8 LMS ultra	11	<b>1:40.003</b>	0.174	0.015	164,7	9:24:38
5	16 R.Frey/P.Geipel	YACO Racing	Audi R8 LMS ultra	8	<b>1:40.099</b>	0.270	0.096	164,5	9:19:54
6	8 C.Schmid/F.Hamprecht	Bentley Team HTP	Bentley Continental GT3	8	<b>1:40.107</b>	0.278	0.008	164,5	9:16:40
7	42 H.Proczyk/B.Schneider	HP Racing	Mercedes-Benz SLS AMG GT3	17	<b>1:40.126</b>	0.297	0.019	164,5	9:48:55
8	24 F.Stoll/M.Basseng	kfzteile24 MS RACING	Audi R8 LMS ultra	10	<b>1:40.168</b>	0.339	0.042	164,4	9:22:11
9	36 C.Engelhart/K.Bachler	Schütz Motorsport	Porsche 911 GT3 R	9	<b>1:40.196</b>	0.367	0.028	164,3	9:20:24
10	21 S.Asch/L.Ludwig	Team Zakspeed	Mercedes-Benz SLS AMG GT3	14	<b>1:40.206</b>	0.377	0.010	164,3	9:31:12
11	2 J.Pepper/N.Thiim	C. Abt Racing	Audi R8 LMS ultra	26	<b>1:40.282</b>	0.453	0.076	164,2	9:57:17
12	3 A.Weishaupt(*G*)/C.Jöns	C. Abt Racing	Audi R8 LMS ultra	23	<b>1:40.349</b>	0.520	0.067	164,1	10:01:38
13	80 B.Spengler/D.Baumann	BMW Sports Trophy Team Schubert	BMW Z4 GT3	25	<b>1:40.482</b>	0.653	0.133	163,9	9:58:06
14	13 R.Lips(*G*)/S.Barth	RWT-Racing Team	Corvette Z06.R GT3	22	<b>1:40.610</b>	0.781	0.128	163,7	9:50:27
15	100 D.Dobitsch/E.Sandström	kfzteile24 MS RACING	Audi R8 LMS ultra	13	<b>1:40.857</b>	1.028	0.247	163,3	9:27:58
16	23 M.Gassner(*G*)/F.Strauss	MRS GT Racing	Nissan GT-R Nismo GT3	10	<b>1:40.863</b>	1.034	0.006	163,3	9:22:39
17	19 N.Mackschin(*G*)/C.Hürtgen	BMW Sports Trophy Team Schubert	BMW Z4 GT3	24	<b>1:40.933</b>	1.104	0.070	163,1	9:55:12
18	69 P.Assenheimer/A.Simonsen	Callaway Competition	Corvette Z06.R GT3	18	<b>1:41.130</b>	1.301	0.197	162,8	9:47:07
19	12 M.Joos(*G*)/L.Marionek	Senkyr Motorsport	BMW Z4 GT3	24	<b>1:41.754</b>	1.925	0.624	161,8	9:57:49
20	22 D.Jöst(*G*)/F.Scholze(*G*)	MRS GT Racing	Nissan GT-R Nismo GT3	2	<b>1:55.544</b>	15.715	13.790	142,5	9:05:15

(\*G\*) marks the gentlemen driver

**Subject to final scrutineering!**

Publications Time:

Clerk of the course:

Time Keeping:



# ADAC GT Masters

## Lap analysis Free Practice 1



Provisional

Hockenheimring, Length: 4574 m

Air temperature: 14.9°C

Track temperature: 16.2°C

Weather condition: Dry

**DMSB** Reg. Nr.: 253/15  
Deutscher Motor Sport Bund e.V.

Friday 2.10.2015 09:00

Lap	Time	SE1	SP1	SE2	SP2	SE3	SP3	TSP	Lap	Time	SE1	SP1	SE2	SP2	SE3	SP3	TSP
<b>1 Stefan Wackerbauer, DEU/ Kelvin van der Linde, ZAF</b>									<b>theoretical besttime: 1:39.814</b>								
1	2:13.695	38.597	106	54.777	182	40.321		225	16	1:41.936	22.394	162	46.351	192	33.191	189	258
2	2:45.709	1:24.525	138	48.355	190	32.829	202	249	17	2:51.696	23.849	156	47.492	192	1:40.355		257
3	1:42.629	23.365	159	47.168	193	32.096	202	254	18	4:23.324	3:04.206	160	46.574	193	32.544	202	256
4	1:40.700	22.213	161	46.335	192	32.152	203	258	19	1:40.891	22.352	161	46.165	194	32.374	202	258
5	1:40.762	22.457	160	46.395	193	31.910	203	257	20	1:40.740	22.259	160	46.227	193	32.254	203	258
6	1:40.421	22.124	160	46.305	194	31.992	203	257	21	1:40.478	22.188	160	<b>46.118</b>	192	32.172	203	258
7	1:45.138	22.149	159	46.455	194	36.534		256	22	1:41.272	22.325	161	46.233	191	32.714	203	258
8	6:08.356	4:49.008	155	46.943	194	32.405	203	251	23	1:40.906	22.257	156	46.462	193	32.187	203	256
9	1:40.473	22.380	161	46.208	<b>194</b>	31.885	203	256	24	1:45.435	22.503	161	46.519	194	36.413		256
10	1:40.221	22.147	160	46.367	193	31.707	203	257	25	2:43.112	1:23.575	147	47.182	191	32.355	202	252
11	<b>1:40.003</b>	<b>22.071</b>	160	46.307	193	<b>31.625</b>	<b>204</b>	258	26	1:41.484	22.309	155	46.648	194	32.527	200	255
12	1:45.461	22.145	<b>162</b>	46.323	194	36.993		259	27	1:45.686	22.224	159	46.574	194	36.888		258
13	2:42.743	1:22.772	154	47.434	193	32.537	201	255	28	2:46.533	1:27.887	159	46.563	193	32.083	203	256
14	1:40.992	22.482	161	46.189	193	32.321	203	258	29	1:47.838	23.786	145	46.924	192	37.128		254
15	1:45.217	22.224	160	46.667	193	36.326	203	<b>259</b>									

<b>2 Jordan Lee Pepper, ZAF/ Nicki Thiim, DNK</b>									<b>theoretical besttime: 1:40.212</b>								
1	2:22.764	42.691	108	58.343	172	41.730		193	15	3:00.511	22.492	159	46.713	192	1:51.306		256
2	3:02.641	1:27.493	122	53.766	182	41.382		218	16	7:47.027	6:26.879	157	47.594	189	32.554	201	249
3	2:46.604	1:25.268	142	48.351	190	32.985	201	247	17	1:41.459	22.521	161	46.721	190	32.217	202	255
4	1:41.828	22.785	160	46.752	192	32.291	203	254	18	1:41.311	22.334	160	46.703	190	32.274	202	256
5	1:40.939	22.402	158	46.524	194	32.013	203	254	19	1:44.586	22.442	<b>161</b>	47.728	166	34.416	201	256
6	1:40.477	22.123	160	46.445	193	<b>31.909</b>	<b>203</b>	254	20	1:41.270	22.507	160	46.632	191	32.131	199	254
7	1:40.601	22.100	159	46.321	191	32.180	203	255	21	1:41.152	22.291	160	46.558	191	32.303	200	255
8	1:44.913	22.505	160	<b>46.255</b>	<b>194</b>	36.153		254	22	1:47.557	22.840	145	47.111	191	37.606		252
9	2:59.754	1:39.888	154	47.332	192	32.534	201	254	23	3:01.431	1:36.989	119	51.233	173	33.209	200	232
10	1:41.520	22.637	160	46.560	193	32.323	199	<b>257</b>	24	1:40.978	22.259	160	46.475	188	32.244	203	254
11	1:42.235	22.528	150	47.238	192	32.469	201	253	25	1:40.650	22.072	158	46.567	193	32.011	202	254
12	1:41.503	22.384	155	46.770	191	32.349	201	255	<b>26</b>	<b>1:40.282</b>	<b>22.048</b>	159	46.315	191	31.919	203	254
13	1:41.607	22.622	159	46.681	192	32.304	202	256	27	1:49.699	22.063	159	47.523	193	40.113		247
14	1:41.430	22.350	159	46.789	191	32.291	201	256									

<b>3 Andreas Weishaupt, DEU/ Christer Jöns, DEU</b>									<b>theoretical besttime: 1:40.349</b>								
1	2:22.630	44.100	113	59.564	151	38.966	191	163	13	1:45.367	23.542	152	47.540	184	34.285	199	254
2	1:46.375	24.793	155	48.436	186	33.146	202	250	14	1:43.545	23.223	150	47.184	192	33.138	200	253
3	3:39.642	25.171	92	2:03.374	46	1:11.097		75	15	1:42.922	23.004	158	46.827	189	33.091	199	253
4	5:34.591	3:33.405	92	1:24.500	173	36.686	199	164	16	1:51.332	23.043	158	48.061	163	40.228		255
5	1:44.153	23.694	160	47.272	189	33.187	197	253	17	3:48.376	2:20.068	115	53.005	182	35.303	197	194
6	2:55.360	29.640	93	1:33.670	108	52.050		98	18	1:43.502	23.459	151	47.163	190	32.880	200	252
7	9:34.778	8:12.620	143	49.180	185	32.978	201	249	19	1:42.325	22.856	156	46.672	190	32.797	200	253
8	1:42.755	22.807	156	47.041	192	32.907	197	254	20	1:47.911	23.004	157	46.903	186	38.004		253
9	1:41.948	22.764	161	46.609	192	32.575	200	255	21	2:52.479	1:21.828	151	56.557	139	34.094	202	192
10	1:41.571	22.683	<b>163</b>	46.386	190	32.502	202	<b>256</b>	22	1:40.605	22.248	163	46.299	<b>194</b>	32.058	200	255
11	1:54.119	22.778	161	46.841	190	44.500		255	<b>23</b>	<b>1:40.349</b>	<b>22.176</b>	159	<b>46.173</b>	192	<b>32.000</b>	<b>203</b>	254
12	4:42.023	3:18.372	148	49.009	189	34.642	199	252	24	1:54.860	22.188	163	46.231	193	46.441		255

<b>7 Luca Stolz, DEU/ Tom Dillmann, FRA</b>									<b>theoretical besttime: 1:39.785</b>								
1	2:47.182	54.229	99	1:05.106	171	47.847		152	14	1:41.111	22.288	162	46.102	194	32.721	205	263
2	3:10.936	1:33.002	126	57.339	163	40.595	193	196	15	1:44.842	22.384	159	46.212	196	36.246		263
3	1:50.998	27.208	150	49.315	188	34.475	199	253	16	9:59.577	8:33.036	154	49.692	194	36.849	202	242
4	1:42.690	23.169	159	46.829	189	32.692	203	262	17	1:41.804	22.744	162	46.374	188	32.686	203	263
5	1:41.173	22.494	163	46.402	192	32.277	202	263	18	1:41.187	22.649	163	46.145	195	32.393	204	264
6	1:40.893	22.295	162	46.420	192	32.178	205	261	19	1:40.621	22.429	163	<b>45.984</b>	196	32.208	205	264
7	1:40.148	<b>22.023</b>	163	46.145	195	31.980	206	262	20	1:41.110	22.370	161	46.130	195	32.610	204	263
8	3:11.469	22.145	163	46.157	195	2:03.167		262	21	1:44.071	22.394	155	46.314	<b>196</b>	35.363	205	264
9	5:37.981	4:19.288	157	46.543	195	32.150	204	261	22	1:42.258	22.379	159	47.403	194	32.476	206	265
10	1:40.697	22.370	162	46.545	192	31.782	206	263	23	1:41.246	22.467	157	46.316	194	32.463	206	<b>265</b>
11	1:40.450	22.312	163	46.082	191	32.056	206	263	24	1:40.701	22.434	163	46.027	195	32.240	205	264
12	<b>1:39.988</b>	22.135	163	46.075	195	<b>31.778</b>	<b>206</b>	263	25	1:47.813	22.282	<b>164</b>	46.115	196	39.416		265



# ADAC GT Masters

## Lap analysis Free Practice 1



Provisional

Hockenheimring, Length: 4574 m

Air temperature: 14.9°C

Track temperature: 16.2°C

Weather condition: Dry

**DMSB** Reg. Nr.: 253/15  
Deutscher Motor Sport Bund e.V.

Friday 2.10.2015 09:00

Lap	Time	SE1	SP1	SE2	SP2	SE3	SP3	TSP	Lap	Time	SE1	SP1	SE2	SP2	SE3	SP3	TSP
13	1:40.232	22.189	164	46.038	195	32.005	205	262									

### 8 Clemens Schmid, AUT/ Fabian Hamprecht, DEU

theoretical besttime: 1:40.050

1	2:44.469	55.538	102	1:04.132	177	44.799	193	148	13	1:40.296	22.216	<b>164</b>	<b>45.887</b>	195	32.193	205	262
2	1:54.405	24.935	141	49.043	188	40.427		258	14	1:45.975	22.687	158	46.278	196	37.010		262
3	3:38.376	2:16.289	148	48.993	192	33.094	203	244	15	2:43.564	1:23.598	150	47.370	193	32.596	203	260
4	1:41.151	22.565	162	46.400	195	32.186	206	263	16	1:47.051	23.084	147	47.021	194	36.946		257
5	1:40.628	22.556	160	46.077	195	31.995	204	261	17	6:16.126	4:56.857	152	46.717	195	32.552	203	260
6	1:40.971	22.313	163	46.111	194	32.547	204	262	18	1:40.782	22.348	163	45.987	194	32.447	<b>203</b>	263
7	1:40.570	22.233	162	46.172	193	32.165	204	261	19	1:40.446	22.256	160	46.087	195	32.103	<b>206</b>	263
8	<b>1:40.107</b>	22.216	162	45.907	196	<b>31.984</b>	205	263	20	1:40.630	22.231	163	46.019	196	32.380	<b>204</b>	263
9	1:45.996	22.346	161	46.469	195	37.181		262	21	3:03.150	22.229	163	46.045	<b>196</b>	1:54.876		263
10	5:26.961	4:08.555	162	46.312	193	32.094	205	261	22	6:07.818	4:48.011	146	47.397	194	32.410	204	260
11	1:40.775	<b>22.179</b>	163	46.456	196	32.140	205	263	23	1:41.710	22.640	164	46.199	191	32.871	203	<b>264</b>
12	1:40.318	22.230	163	46.053	194	32.035	205	262	24	1:46.845	22.759	157	46.532	194	37.554		263

### 12 Michael Joos, DEU/ Lennart Marionek, DEU

theoretical besttime: 1:41.650

1	3:16.721	1:01.946	75	1:27.671	159	47.104		156	15	6:09.626	4:49.592	160	47.088	191	32.946	200	253
2	4:05.156	2:34.955	126	54.881	180	35.320	194	214	16	1:42.468	22.924	159	46.821	192	32.723	200	254
3	1:46.131	23.836	151	48.754	185	33.541	197	251	17	1:42.131	22.624	160	46.970	192	32.537	200	255
4	1:50.572	23.412	158	48.211	179	38.949		252	18	1:47.363	22.653	<b>161</b>	47.701	193	37.009		254
5	4:36.936	3:14.532	149	48.990	187	33.414	196	248	19	3:40.213	2:20.834	160	<b>46.757</b>	192	32.622	200	<b>255</b>
6	1:43.999	22.860	152	47.734	186	33.405	194	252	20	1:42.345	22.664	159	47.009	193	32.672	200	254
7	1:43.668	22.918	155	47.586	189	33.164	197	253	21	1:42.122	22.488	160	46.963	193	32.671	200	254
8	1:43.424	22.786	157	47.449	189	33.189	196	252	22	1:41.971	<b>22.386</b>	161	47.044	193	32.541	200	254
9	1:51.157	22.840	148	49.684	189	38.633		252	23	1:42.479	22.705	160	47.035	193	32.739	<b>201</b>	254
10	4:35.080	2:51.093	100	1:04.237	181	39.750	190	198	<b>24</b>	<b>1:41.754</b>	22.482	161	46.765	<b>194</b>	<b>32.507</b>	200	254
11	1:48.816	25.742	152	48.551	187	34.523	197	252	25	1:42.180	22.554	161	46.829	194	32.797	199	254
12	1:43.819	23.290	158	47.267	192	33.262	199	253	26	1:42.356	22.525	159	46.804	193	33.027	197	253
13	1:43.217	23.182	160	47.102	192	32.933	200	255	27	1:47.891	22.932	160	47.022	193	37.937		254
14	1:48.444	22.860	160	46.887	192	38.697		255									

### 13 Remo Lips, CHE/ Sven Barth, DEU

theoretical besttime: 1:40.486

1	3:06.183	1:13.258	87	1:09.437	147	43.488	162	156	15	1:47.791	22.566	164	46.293	193	38.932		267
2	2:07.434	28.694	139	57.997	144	40.743	173	175	16	4:40.600	3:21.032	154	46.795	194	32.773	204	262
3	1:58.744	27.180	143	55.323	160	36.241	201	208	17	1:46.340	22.264	164	<b>45.839</b>	196	38.237		265
4	1:47.408	25.614	154	47.886	191	33.908	205	266	18	5:47.446	4:26.098	161	47.868	153	33.480	204	264
5	1:42.605	23.136	166	46.471	195	32.998	206	<b>267</b>	19	1:41.070	<b>22.232</b>	162	46.194	195	32.644	204	267
6	1:42.532	22.847	163	46.913	195	32.772	204	266	20	1:46.220	22.354	150	46.719	195	37.147		265
7	1:41.792	22.781	165	46.204	196	32.807	204	266	21	5:18.214	3:59.580	160	45.999	195	32.635	204	264
8	1:41.632	22.721	165	46.296	195	32.615	205	266	<b>22</b>	<b>1:40.610</b>	22.276	163	45.854	195	32.480	206	266
9	1:41.715	22.908	165	46.220	195	32.587	203	266	23	1:46.626	22.836	133	46.768	195	37.022		261
10	1:41.620	22.887	159	46.211	195	32.522	205	265	24	3:39.907	2:19.375	159	46.121	191	34.411	205	265
11	1:42.270	22.577	<b>166</b>	46.609	195	33.084	206	267	25	1:40.766	22.250	162	46.034	194	32.482	205	266
12	1:41.917	22.963	160	46.289	195	32.665	203	266	26	1:40.963	22.264	162	46.039	195	32.660	<b>206</b>	267
13	1:41.698	22.581	164	46.702	196	<b>32.415</b>	205	265	27	1:41.622	22.467	161	45.976	195	33.179	205	267
14	1:41.187	22.491	165	46.049	<b>196</b>	32.647	206	267	28	1:50.929	25.314	147	47.708	191	37.907		263

### 14 Nico Verdonck, BEL/ Frank Kechele, DEU

theoretical besttime: 1:39.781

1	2:55.262	58.228	105	1:04.931	151	52.103		176	11	1:41.027	22.460	162	46.198	195	32.369	202	258
2	5:29.953	3:56.461	121	56.165	165	37.327	198	207	12	1:40.656	22.416	161	46.124	193	32.116	202	258
3	1:46.154	24.702	158	48.212	187	33.240	203	257	13	1:46.732	22.412	162	46.387	193	37.933		258
4	1:41.372	22.769	163	46.514	192	32.089	203	258	14	9:23.172	7:57.489	156	52.717	191	32.966	202	195
5	1:41.782	22.337	163	46.599	157	32.846	202	257	15	1:41.104	22.372	161	46.405	193	32.327	201	257
6	1:40.271	22.351	163	45.956	194	31.964	203	257	16	1:40.908	22.409	161	46.167	193	32.332	201	259
7	1:40.150	22.262	158	45.998	<b>195</b>	31.890	203	258	17	1:41.064	22.508	159	46.303	194	32.253	200	259
8	<b>1:39.829</b>	22.177	163	<b>45.947</b>	195	<b>31.705</b>	<b>204</b>	258	18	1:41.179	22.520	160	46.367	194	32.292	202	258
9	2:54.946	<b>22.129</b>	<b>164</b>	46.427	192	1:46.390		258	19	1:40.690	22.453	161	46.102	195	32.135	201	<b>260</b>
10	8:17.953	6:57.793	153	47.677	193	32.483	201	256	20	1:45.983	22.356	161	46.876	193	36.751		260



# ADAC GT Masters

## Lap analysis Free Practice 1



Provisional

Hockenheimring, Length: 4574 m

Air temperature: 14.9°C

Track temperature: 16.2°C

Weather condition: Dry

**DMSB** Reg. Nr.: 253/15  
Deutscher Motor Sport Bund e.V.

Friday 2.10.2015 09:00

Lap	Time	SE1	SP1	SE2	SP2	SE3	SP3	TSP	Lap	Time	SE1	SP1	SE2	SP2	SE3	SP3	TSP
<b>16</b> Rahel Frey, CHE/ Philip Geipel, DEU									<b>theoretical besttime: 1:39.974</b>								
1	3:29.081	1:42.672	110	1:04.541	140	41.868	192	131	13	9:29.443	8:10.547	161	46.574	191	32.322	203	252
2	2:03.765	28.331	137	1:01.600	185	33.834	200	195	14	1:40.322	22.253	162	46.093	194	31.976	203	256
3	1:41.761	22.711	163	46.362	193	32.688	201	257	15	1:46.630	22.600	161	46.525	194	37.505		257
4	1:41.062	22.595	161	46.402	193	32.065	202	256	16	3:03.614	1:43.067	151	47.631	191	32.916	201	251
5	1:40.403	22.315	162	<b>46.046</b>	194	32.042	201	255	17	1:41.497	22.490	160	46.280	<b>196</b>	<b>32.727</b>	<b>204</b>	257
6	3:04.520	22.327	161	46.201	195	1:55.992		258	18	1:40.924	22.384	162	46.337	195	32.203	203	<b>259</b>
7	4:33.884	3:15.314	160	46.447	192	32.123	201	252	19	1:40.773	22.350	163	46.179	192	32.244	203	258
8	<b>1:40.099</b>	22.248	163	46.107	194	<b>31.744</b>	202	255	20	1:52.278	23.158	143	51.424	189	37.696		222
9	1:45.552	22.306	162	46.211	193	37.035		255	21	3:16.486	1:57.325	164	46.637	194	32.524	202	255
10	4:54.845	3:36.009	158	46.512	194	32.324	201	255	22	1:40.966	22.360	158	46.247	195	32.359	203	256
11	1:40.390	<b>22.184</b>	163	46.101	192	32.105	202	256	23	1:41.252	22.277	162	46.422	192	32.553	204	258
12	1:53.001	22.419	162	46.268	193	44.314		256	24	1:45.927	22.201	<b>164</b>	46.165	195	37.561		257

<b>19</b> Niklas Mackschin, DEU/ Claudia Hürtgen, DEU									<b>theoretical besttime: 1:40.933</b>								
1	2:25.612	50.369	111	57.451	162	37.792	188	186	15	1:41.789	22.522	158	46.901	192	32.366	198	251
2	1:48.976	24.960	140	49.548	185	34.468	198	250	16	1:47.167	22.746	160	46.755	192	37.666		252
3	1:44.472	23.369	153	47.885	189	33.218	199	248	17	8:32.729	7:10.550	152	48.714	189	33.465	197	247
4	1:44.595	24.635	157	47.088	191	32.872	200	250	18	1:42.376	22.914	158	46.902	191	32.560	200	253
5	1:42.246	22.704	158	46.941	191	32.601	199	250	19	1:41.795	22.621	158	46.817	192	32.357	200	253
6	1:46.843	22.563	160	46.939	190	37.341		251	20	1:48.999	22.648	156	47.051	191	39.300		<b>254</b>
7	3:42.450	2:19.071	134	49.698	187	33.681	196	244	21	5:56.336	4:27.454	119	53.532	179	35.350	196	229
8	1:44.483	24.251	158	47.424	191	32.808	198	251	22	1:45.665	24.098	145	48.213	189	33.354	200	246
9	1:43.323	22.961	157	47.586	191	32.776	197	252	23	1:42.054	22.499	160	47.021	193	32.534	200	251
10	1:42.517	22.835	160	47.282	191	32.400	200	253	<b>24</b>	<b>1:40.933</b>	<b>22.292</b>	158	<b>46.568</b>	<b>193</b>	<b>32.073</b>	200	250
11	1:41.725	22.581	159	46.758	193	32.386	200	251	25	1:46.580	22.368	159	46.629	192	37.583		250
12	1:41.732	22.669	160	46.765	192	32.298	200	251	26	2:41.343	1:18.475	159	48.616	173	34.252	200	236
13	1:41.826	22.586	158	47.004	192	32.236	200	251	27	1:41.656	22.435	160	46.770	192	32.451	200	252
14	1:41.621	22.623	<b>160</b>	46.704	191	32.294	<b>200</b>	253	28	1:51.094	22.446	160	47.221	189	41.427		253

<b>21</b> Sebastian Asch, DEU/ Luca Ludwig, DEU									<b>theoretical besttime: 1:40.098</b>								
1	3:16.323	1:29.514	111	1:03.791	132	43.018	172	148	15	1:46.340	22.598	154	46.515	195	37.227		262
2	2:03.650	28.324	137	58.128	163	37.198	201	178	16	7:47.950	6:25.209	160	47.172	194	35.569	205	264
3	1:44.571	23.417	151	47.524	191	33.630	203	261	17	1:41.456	22.796	162	46.213	195	32.447	204	263
4	1:41.533	22.772	163	46.374	193	32.387	204	262	18	1:40.631	22.410	164	45.911	195	32.310	204	<b>265</b>
5	1:41.144	22.504	160	46.150	193	32.490	<b>206</b>	263	19	3:07.953	22.362	161	46.110	193	1:59.481		264
6	1:40.709	22.398	<b>164</b>	46.021	195	32.290	203	263	20	3:26.085	2:06.276	156	46.735	194	33.074	204	262
7	1:40.572	22.446	162	46.024	195	32.102	204	263	21	1:41.281	22.576	162	46.182	194	32.523	205	262
8	1:40.589	22.416	162	45.940	195	32.233	203	264	22	1:40.696	22.294	162	46.051	194	32.351	205	263
9	1:45.902	22.293	160	46.168	195	37.441		263	23	1:40.761	<b>22.178</b>	162	46.172	194	32.411	205	263
10	7:14.327	5:55.520	160	46.396	195	32.411	205	262	24	1:41.128	22.508	153	46.166	194	32.454	204	263
11	1:41.903	22.267	163	<b>45.859</b>	194	33.777	205	263	25	1:42.201	22.286	162	47.326	194	32.589	202	264
12	1:40.403	22.240	163	46.024	<b>196</b>	32.139	205	264	26	1:41.077	22.524	161	46.041	195	32.512	202	263
13	1:40.313	22.369	161	45.883	194	<b>32.061</b>	205	264	27	1:46.218	22.571	159	46.368	195	37.279		263
14	<b>1:40.206</b>	22.227	162	45.863	195	32.116	205	265									

<b>22</b> Dominic Jöst, DEU/ Florian Scholze, DEU									<b>theoretical besttime: 1:50.198</b>								
1	3:19.457	1:31.819	124	1:03.053	114	44.585	172	183	4	52:05.718	50:32.578	113	56.470	171	36.670	185	232
2	<b>1:55.544</b>	27.462	146	52.104	168	<b>35.978</b>	<b>187</b>	233	5	1:55.347	24.506	<b>151</b>	<b>49.753</b>	<b>179</b>	41.088		238
3	1:56.496	<b>24.467</b>	148	51.029	175	41.000		<b>238</b>									

<b>23</b> Marc Gassner, DEU/ Florian Strauss, DEU									<b>theoretical besttime: 1:40.720</b>								
1	2:43.430	58.598	110	59.899	171	44.933		189	16	1:48.276	22.683	160	46.180	197	39.413		262
2	2:53.484	1:21.550	129	50.944	182	40.990		255	17	6:16.720	4:51.371	146	47.997	195	37.352	201	262
3	2:54.023	1:25.020	139	50.294	182	38.709	202	258	18	1:44.106	24.043	158	46.913	195	33.150	205	265
4	1:44.826	23.612	153	47.601	191	33.613	201	263	19	1:42.263	22.923	159	46.502	197	32.838	205	266
5	1:42.551	23.019	159	46.589	195	32.943	203	261	20	1:41.860	22.803	158	46.317	<b>198</b>	32.740	205	265
6	1:46.043	22.596	160	46.453	195	36.994		262	21	1:46.577	22.563	163	46.347	193	37.667		265
7	3:51.591	2:31.271	159	47.587	193	32.733	204	261	22	2:38.662	1:19.041	163	46.608	196	33.013	203	<b>266</b>



# ADAC GT Masters

## Lap analysis Free Practice 1



Provisional

Hockenheimring, Length: 4574 m

Air temperature: 14.9°C

Track temperature: 16.2°C

Weather condition: Dry

**DMSB** Reg. Nr.: 253/15  
Deutscher Motor Sport Bund e.V.

Friday 2.10.2015 09:00

Lap	Time	SE1	SP1	SE2	SP2	SE3	SP3	TSP	Lap	Time	SE1	SP1	SE2	SP2	SE3	SP3	TSP
8	1:41.260	22.618	163	46.122	196	32.520	205	263	23	1:41.835	22.622	154	46.548	197	32.665	205	264
9	1:41.054	22.623	163	46.147	197	<b>32.284</b>	204	263	24	1:41.685	22.545	<b>164</b>	46.408	197	32.732	<b>206</b>	266
10	<b>1:40.863</b>	22.491	163	<b>46.059</b>	197	32.313	205	263	25	1:41.689	22.701	161	46.352	194	32.636	205	<b>266</b>
11	1:41.024	<b>22.377</b>	163	46.333	195	32.314	205	263	26	1:41.320	22.548	164	46.107	196	32.665	203	265
12	1:45.357	22.592	163	46.156	197	36.609		263	27	1:41.761	22.650	157	46.430	196	32.681	204	264
13	3:10.963	1:50.894	158	46.548	195	33.521	204	262	28	1:43.285	22.799	161	46.438	195	34.048	204	263
14	1:42.000	22.684	161	46.547	196	32.769	205	263	29	1:46.997	22.810	157	46.709	195	37.478		262
15	1:42.428	22.834	141	46.789	198	32.805	205	261									

### 24 Florian Stoll, DEU/ Marc Basseng, DEU

theoretical besttime: 1:40.125

1	2:31.320	49.506	101	1:02.063	167	39.751	186	154	11	1:40.503	22.426	161	46.054	<b>195</b>	32.023	203	256
2	2:00.892	25.673	139	53.319	184	41.900		204	12	2:47.530	22.259	163	47.842	168	1:37.429		255
3	5:50.861	4:26.289	140	51.052	186	33.520	202	207	13	4:46.330	3:27.410	160	46.580	192	32.340	200	253
4	1:42.247	22.767	154	46.745	192	32.735	198	253	14	1:41.710	22.337	163	46.039	192	33.334	141	256
5	1:41.649	22.524	163	46.619	194	32.506	199	257	15	22:51.425	21:22.547	116	54.175	184	34.703	200	221
6	1:40.540	22.505	160	45.960	195	32.075	203	256	16	1:52.906	24.058	159	56.050	194	32.798	204	197
7	1:42.998	23.050	128	47.640	194	32.308	201	247	17	1:41.817	22.484	163	46.267	193	33.066	204	255
8	1:40.627	22.383	<b>164</b>	46.175	193	32.069	203	255	18	1:41.658	22.493	162	46.684	194	32.481	205	<b>257</b>
9	1:40.345	22.313	164	46.093	195	<b>31.939</b>	<b>206</b>	255	19	1:52.824	22.528	163	49.807	181	40.489		232
10	<b>1:40.168</b>	<b>22.247</b>	162	<b>45.939</b>	195	31.982	205	256									

### 36 Christian Engelhart, DEU/ Klaus Bachler, AUT

theoretical besttime: 1:40.152

1	3:19.576	1:37.570	117	1:02.318	138	39.688	188	173	13	1:40.830	22.348	160	46.199	194	32.283	203	258
2	1:52.615	25.417	142	50.624	174	36.574	196	254	14	1:45.618	22.368	161	46.283	193	36.967		259
3	1:44.576	23.394	159	47.275	189	33.907	201	254	15	6:16.195	4:54.423	155	48.761	192	33.011	201	257
4	1:41.406	22.540	162	46.527	193	32.339	203	257	16	1:42.342	22.915	160	46.813	192	32.614	203	259
5	1:48.102	22.343	162	46.596	190	39.163		259	17	1:41.477	22.314	159	46.801	192	32.362	203	258
6	4:56.255	3:36.753	157	46.757	191	32.745	201	255	18	1:40.843	22.398	159	46.252	193	32.193	<b>204</b>	258
7	1:41.331	22.478	148	46.629	193	32.224	203	256	19	1:41.510	22.605	155	46.428	193	32.477	200	259
8	1:40.508	<b>22.131</b>	160	46.280	193	32.097	202	258	20	1:46.184	22.328	160	46.322	190	37.534		<b>259</b>
9	<b>1:40.196</b>	22.175	<b>162</b>	<b>46.050</b>	<b>194</b>	<b>31.971</b>	202	258	21	5:11.870	3:50.162	143	47.970	191	33.738	201	256
10	3:28.069	22.214	162	46.292	191	2:19.563		258	22	1:41.313	22.407	158	46.494	191	32.412	203	259
11	4:56.605	3:36.884	157	46.881	192	32.840	202	256	23	1:41.412	22.390	159	46.534	192	32.488	201	<b>259</b>
12	1:40.940	22.347	161	46.158	193	32.435	203	257	24	1:48.153	22.866	158	46.826	192	38.461		259

### 42 Hari Proczyk, AUT/ Bernd Schneider, DEU

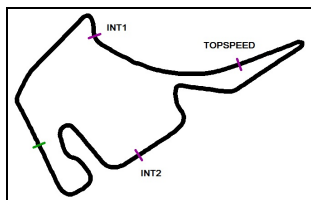
theoretical besttime: 1:40.116

1	3:00.253	57.500	94	1:07.630	163	55.123		151	13	1:48.050	23.663	156	46.158	194	38.229		264
2	2:17.214	39.037	127	54.835	176	43.342		227	14	4:53.805	3:34.493	162	46.876	192	32.436	203	263
3	2:43.937	1:19.830	143	49.442	185	34.665	200	259	15	1:48.405	22.263	162	<b>46.024</b>	182	40.118		<b>267</b>
4	1:44.862	23.344	153	47.652	190	33.866	201	262	16	4:57.474	3:38.988	162	46.140	192	32.346	204	265
5	1:55.852	22.975	160	48.989	173	43.888		263	<b>17</b>	<b>1:40.126</b>	22.131	160	46.033	193	<b>31.962</b>	<b>205</b>	265
6	9:00.683	7:38.627	140	48.381	192	33.675	201	258	18	2:58.013	22.219	160	46.623	193	1:49.171		265
7	1:41.761	22.564	162	46.433	194	32.764	203	265	19	2:55.101	1:34.024	146	47.871	187	33.206	203	263
8	1:41.152	<b>22.130</b>	156	46.432	193	32.590	202	264	20	1:41.741	22.666	156	46.496	194	32.579	202	260
9	1:40.973	22.361	158	46.202	192	32.410	204	264	21	1:41.372	22.537	158	46.345	<b>195</b>	32.490	204	264
10	1:46.403	22.230	160	46.240	184	37.933		263	22	1:41.157	22.424	159	46.237	195	32.496	203	263
11	4:33.633	3:14.837	<b>163</b>	46.253	192	32.543	203	264	23	1:40.875	22.389	159	46.147	194	32.339	204	264
12	1:40.576	22.256	163	46.068	194	32.252	204	265	24	1:47.316	22.805	161	46.237	194	38.274		264

### 66 Andreas Wirth, DEU/ Daniel Keilwitz, DEU

theoretical besttime: 1:39.814

1	3:05.040	1:11.725	85	1:10.165	125	43.150	174	126	11	12:42.268	11:17.676	142	50.810	190	33.782	207	193
2	2:17.634	28.874	124	1:03.969	170	44.791		209	12	1:41.485	22.588	163	45.921	195	32.976	208	263
3	10:23.772	8:35.437	113	1:07.407	113	40.928	189	173	13	1:49.359	22.307	163	46.206	194	40.846		262
4	1:59.178	27.581	147	57.098	190	34.499	208	122	14	4:16.674	2:55.707	160	46.833	194	34.134	208	264
5	1:40.797	22.525	165	46.019	196	32.253	208	266	15	1:41.103	22.475	164	45.993	194	32.635	207	265
6	1:40.144	22.167	165	45.907	195	32.070	210	266	16	1:40.907	22.265	162	45.993	193	32.649	207	265
7	1:48.533	22.237	165	48.785	196	37.511		189	17	1:41.007	22.334	164	45.998	195	32.675	207	266
8	4:52.397	3:28.373	<b>165</b>	46.003	196	38.021	208	267	18	1:42.738	<b>22.051</b>	164	46.416	193	34.271	209	<b>268</b>
9	<b>1:39.921</b>	22.100	165	45.856	<b>198</b>	<b>31.965</b>	<b>210</b>	265	19	1:46.827	22.262	164	46.040	195	38.525		266
10	2:55.783	22.194	165	<b>45.798</b>	197	1:47.791		266									



# ADAC GT Masters

## Lap analysis Free Practice 1



Provisional

**DMSB** Reg. Nr.: 253/15  
Deutscher Motor Sport Bund e.V.

Hockenheimring, Length: 4574 m

Air temperature: 14.9°C

Track temperature: 16.2°C

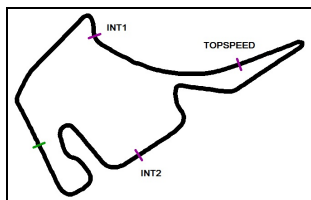
Weather condition: Dry

Friday 2.10.2015 09:00

Lap	Time	SE1	SP1	SE2	SP2	SE3	SP3	TSP	Lap	Time	SE1	SP1	SE2	SP2	SE3	SP3	TSP
<b>69</b>	Patrick Assenheimer, DEU/ Andreas Simonsen, SWE								<b>theoretical besttime: 1:40.617</b>								
1	3:15.635	1:23.462	104	1:03.684	163	48.489	195	195	14	4:36.067	3:15.217	157	46.901	193	33.949	204	264
2	3:11.115	1:29.013	120	1:02.376	146	39.726	169	171	15	1:42.147	22.770	160	46.489	194	32.888	204	265
3	2:00.797	27.460	139	55.593	166	37.744	159	196	16	1:41.582	22.539	163	46.243	193	32.800	203	266
4	1:50.356	25.312	151	49.200	175	35.844	187	265	17	1:41.208	22.640	152	46.123	193	<b>32.445</b>	204	264
5	2:03.898	25.656	151	56.184	186	42.058		183	<b>18</b>	<b>1:41.130</b>	<b>22.324</b>	158	46.123	195	32.683	204	265
6	7:47.770	6:25.222	148	48.638	191	33.910	201	251	19	1:41.488	22.392	163	<b>45.848</b>	<b>196</b>	33.248	204	<b>267</b>
7	1:42.816	22.949	161	46.765	193	33.102	203	265	20	1:47.488	22.687	156	46.036	193	38.765		266
8	1:41.963	22.950	162	46.295	194	32.718	204	266	21	5:11.925	3:52.643	146	46.454	194	32.828	205	264
9	1:42.817	22.583	<b>165</b>	46.337	194	33.897	204	266	22	1:41.242	22.453	164	46.143	190	32.646	205	267
10	1:47.816	22.621	163	46.649	186	38.546		266	23	1:41.310	22.546	162	46.109	195	32.655	204	266
11	5:03.221	3:41.690	157	47.602	139	33.929	204	264	24	1:41.399	22.589	151	46.004	195	32.806	<b>205</b>	266
12	1:42.084	22.818	164	46.312	195	32.954	202	267	25	1:40.788	22.184	162	45.915	194	32.689	204	267
13	1:55.474	23.967	154	49.814	188	41.693		234	26	2:00.722	23.836	134	53.923	173	42.963		206

<b>80</b>	Bruno Spengler, CDN/ Dominik Baumann, AUT								<b>theoretical besttime: 1:40.093</b>								
1	3:35.839	1:56.388	117	1:02.717	176	36.734	196	159	15	1:40.982	22.535	160	46.328	194	32.119	203	257
2	1:46.498	24.014	147	48.754	187	33.730	202	253	16	1:50.674	23.586	159	47.795	190	39.293		256
3	1:43.791	23.071	161	46.799	193	33.921	202	255	17	6:04.482	4:44.869	157	46.957	192	32.656	201	257
4	1:41.721	22.795	<b>162</b>	46.559	193	32.367	203	258	18	1:41.312	22.707	159	46.282	193	32.323	202	258
5	1:41.292	22.737	161	46.191	194	32.364	203	259	19	1:41.437	22.562	159	46.552	194	32.323	202	257
6	1:40.839	22.369	162	46.336	193	32.134	202	259	20	1:45.040	22.465	160	46.226	195	36.349		<b>259</b>
7	1:44.802	22.400	162	<b>46.071</b>	193	36.331		259	21	4:36.438	3:12.466	117	50.429	188	33.543	202	249
8	5:01.758	3:42.672	160	46.924	193	32.162	203	256	22	1:41.477	22.655	160	46.571	195	32.251	201	257
9	1:41.340	22.418	161	46.631	194	32.291	202	258	23	1:41.002	22.611	159	46.226	194	32.165	203	257
10	1:40.496	22.359	162	46.260	194	<b>31.877</b>	203	257	24	1:40.541	22.164	162	46.370	195	32.007	<b>204</b>	258
11	1:45.608	22.523	161	46.402	194	36.683		258	<b>25</b>	<b>1:40.482</b>	22.288	162	46.098	195	32.096	202	259
12	4:34.599	3:13.470	152	47.779	191	33.350	203	256	26	1:40.516	22.242	160	46.290	<b>196</b>	31.984	203	258
13	1:42.383	22.922	154	47.066	194	32.395	202	256	27	1:40.510	<b>22.145</b>	161	46.291	195	32.074	202	259
14	1:41.247	22.668	160	46.422	194	32.157	201	256	28	2:41.007	22.268	160	46.644	196	1:32.095		259

<b>100</b>	Daniel Dobitsch, AUT/ Edward Sandström, SWE								<b>theoretical besttime: 1:40.595</b>								
1	2:32.909	46.286	116	1:02.142	174	44.481		188	15	4:16.666	2:55.252	159	46.765	192	34.649	148	253
2	2:53.363	1:26.221	122	52.629	185	34.513	199	231	16	1:54.475	25.613	157	48.525	183	40.337		234
3	1:44.475	23.409	147	47.913	191	33.153	200	253	17	4:51.697	3:27.062	152	50.108	188	34.527	199	239
4	1:42.208	22.961	154	46.928	191	32.319	202	253	18	1:43.063	22.774	159	47.244	191	33.045	200	253
5	1:41.261	22.460	160	46.574	192	32.227	201	255	19	1:42.804	23.188	159	47.071	192	32.545	201	254
6	1:41.131	22.319	159	46.446	192	32.366	<b>202</b>	255	20	1:41.665	22.469	158	46.859	188	32.337	201	255
7	1:41.157	22.299	162	46.590	193	32.268	202	256	21	1:41.148	22.237	161	<b>46.379</b>	192	32.532	200	256
8	1:40.895	<b>22.186</b>	161	46.668	<b>193</b>	32.041	202	255	22	1:41.850	22.482	159	46.728	192	32.640	200	253
9	1:46.621	22.223	161	46.812	191	37.586		<b>257</b>	23	1:41.564	22.663	157	46.640	192	32.261	201	253
10	5:29.653	4:09.727	159	46.772	193	33.154	200	255	24	2:40.208	22.397	161	46.753	192	1:31.058		253
11	1:42.791	22.442	161	46.403	191	33.946	202	255	25	4:03.961	2:44.330	157	47.082	190	32.549	201	252
12	1:41.194	22.424	161	46.459	192	32.311	202	256	26	1:41.576	22.556	158	46.684	190	32.336	201	251
13	<b>1:40.857</b>	22.268	161	46.559	192	<b>32.030</b>	202	255	27	1:41.824	22.475	160	46.783	188	32.566	201	254
14	1:46.203	22.213	<b>162</b>	46.680	193	37.310		256	28	1:52.716	22.957	156	47.958	190	41.801		252



# ADAC GT Masters

## Vmax list Free Practice 1

Provisional



Hockenheimring, Length: 4574 m

Air temperature: 14.9°C

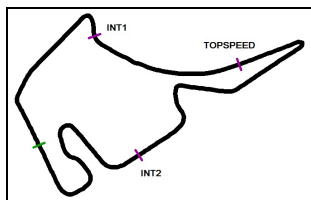
Track temperature: 16.2°C

Weather condition: Dry

**DMSB** Reg. Nr.: 253/15  
Deutscher Motor Sport Bund e.V.

Friday 2.10.2015 09:00

Nr	Team, Car, Driver, Nat	Top speed
66	<b>Callaway Competition, Corvette Z06.R GT3</b> Wirth Andreas , DEU Keilwitz Daniel , DEU	268,39 km/h
13	<b>RWT-Racing Team, Corvette Z06.R GT3</b> Lips Remo , CHE Barth Sven , DEU	267,46 km/h
69	<b>Callaway Competition, Corvette Z06.R GT3</b> Assenheimer Patrick , DEU Simonsen Andreas , SWE	267,46 km/h
42	<b>HP Racing, Mercedes-Benz SLS AMG GT3</b> Proczyk Hari , AUT Schneider Bernd , DEU	267,13 km/h
23	<b>MRS GT Racing, Nissan GT-R Nismo GT3</b> Gassner Marc , DEU Strauss Florian , DEU	265,68 km/h
7	<b>Bentley Team HTP, Bentley Continental GT3</b> Stolz Luca , DEU Dillmann Tom , FRA	264,90 km/h
21	<b>Team Zakspeed, Mercedes-Benz SLS AMG GT3</b> Asch Sebastian , DEU Ludwig Luca , DEU	264,84 km/h
8	<b>Bentley Team HTP, Bentley Continental GT3</b> Schmid Clemens , AUT Hamprecht Fabian , DEU	263,74 km/h
14	<b>Lambda Performance, Ford GT GT3</b> Verdonck Nico , BEL Kechele Frank , DEU	260,30 km/h
80	<b>BMW Sports Trophy Team Schubert, BMW Z4 GT3</b> Spengler Bruno , CDN Baumann Dominik , AUT	259,49 km/h
36	<b>Schütz Motorsport, Porsche 911 GT3 R</b> Engelhart Christian , DEU Bachler Klaus , AUT	259,30 km/h
1	<b>C. Abt Racing, Audi R8 LMS ultra</b> Wackerbauer Stefan , DEU van der Linde Kelvin , ZAF	259,18 km/h
16	<b>YACO Racing, Audi R8 LMS ultra</b> Frey Rahel , CHE Geipel Philip , DEU	258,56 km/h
24	<b>kfzteile24 MS RACING, Audi R8 LMS ultra</b> Stoll Florian , DEU Basseng Marc , DEU	257,45 km/h



# ADAC GT Masters

## Vmax list Free Practice 1

Provisional



Hockenheimring, Length: 4574 m

Air temperature: 14.9°C

Track temperature: 16.2°C

Weather condition: Dry

**DMSB** Reg. Nr.: 253/15  
Deutscher Motor Sport Bund e.V.

Friday 2.10.2015 09:00

Nr	Team, Car, Driver, Nat	Top speed
100	<b>kfzteile24 MS RACING, Audi R8 LMS ultra</b> Dobitsch Daniel , AUT Sandström Edward , SWE	256,84 km/h
2	<b>C. Abt Racing, Audi R8 LMS ultra</b> Pepper Jordan Lee , ZAF Thiim Nicki , DNK	256,78 km/h
3	<b>C. Abt Racing, Audi R8 LMS ultra</b> Weishaupt Andreas , DEU Jöns Christer , DEU	256,17 km/h
12	<b>Senkyr Motorsport, BMW Z4 GT3</b> Joos Michael , DEU Marioneck Lennart , DEU	255,14 km/h
19	<b>BMW Sports Trophy Team Schubert, BMW Z4 GT3</b> Mackschin Niklas , DEU Hürtgen Claudia , DEU	253,70 km/h
22	<b>MRS GT Racing, Nissan GT-R Nismo GT3</b> Jöst Dominic , DEU Scholze Florian , DEU	237,99 km/h