

ADAC GT Masters

Results Warm up

Provisional



Circuit Zandvoort, Length: 4307 m

Air temperature: 15.5°C

Track temperature: 15.4°C

Weather condition: Dry

Reg. Nr.: 0301.15.196

Sunday 20.9.2015 08:30

started : 18 classified : 18 not classified : 0

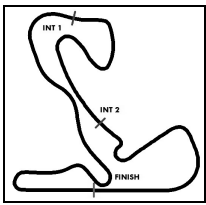
	Drivers	Team	Car	Lap	Best Time	Gap	Diff	Kph	Day Time
1	3 A.Weishaupt(*G*)/C.Jöns	C. Abt Racing	Audi R8 LMS ultra	3	1:38.751			157,0	8:35:20
2	100 D.Dobitsch/E.Sandström	kfzteile24 MS RACING	Audi R8 LMS ultra	4	1:38.800	0.049	0.049	156,9	8:37:02
3	2 J.Pepper/N.Thiim	C. Abt Racing	Audi R8 LMS ultra	7	1:40.214	1.463	1.414	154,7	8:44:07
4	21 S.Asch/L.Ludwig	Team Zakspeed	Mercedes-Benz SLS AMG GT3	6	1:40.559	1.808	0.345	154,2	8:43:36
5	19 C.Hürtgen/U.Alzen	BMW Sports Trophy Team Schubert	BMW Z4 GT3	8	1:40.594	1.843	0.035	154,1	8:46:40
6	8 F.Hamprecht/C.Schmid	Bentley Team HTP	Bentley Continental GT3	4	1:40.605	1.854	0.011	154,1	8:38:29
7	80 J.Klingmann/D.Baumann	BMW Sports Trophy Team Schubert	BMW Z4 GT3	4	1:40.616	1.865	0.011	154,1	8:37:52
8	7 L.Stolz/T.Dillmann	Bentley Team HTP	Bentley Continental GT3	7	1:40.720	1.969	0.104	153,9	8:44:58
9	1 S.Wackerbauer/K.van der Linde	C. Abt Racing	Audi R8 LMS ultra	2	1:40.794	2.043	0.074	153,8	8:33:57
10	16 R.Frey/P.Geipel	YACO Racing	Audi R8 LMS ultra	3	1:40.966	2.215	0.172	153,6	8:36:08
11	24 F.Stoll/M.Basseng	kfzteile24 MS RACING	Audi R8 LMS ultra	6	1:41.048	2.297	0.082	153,4	8:41:45
12	25 T.Enge/J.van Lagen	Reiter Engineering	Lamborghini Gallardo R-EX	8	1:41.177	2.426	0.129	153,2	8:46:36
13	88 A.von Thurn und Taxis/N.Catsburg	Reiter Engineering	Lamborghini Gallardo R-EX	5	1:41.282	2.531	0.105	153,1	8:38:56
14	42 H.Proczyk/B.Schneider	HP Racing	Mercedes-Benz SLS AMG GT3	4	1:41.314	2.563	0.032	153,0	8:37:11
15	23 M.Gassner(*G*)/F.Strauss	MRS GT Racing	Nissan GT-R Nismo GT3	3	1:42.005	3.254	0.691	152,0	8:35:51
16	66 A.Wirth/D.Keilwitz	Callaway Competition	Corvette Z06.R GT3	8	1:42.185	3.434	0.180	151,7	8:45:16
17	36 M.Ragginger/K.Bachler	Schütz Motorsport	Porsche 911 GT3 R	5	1:42.395	3.644	0.210	151,4	8:41:16
18	13 R.Lips(*G*)/S.Barth	RWT-Racing Team	Corvette Z06.R GT3	3	1:42.757	4.006	0.362	150,9	8:35:41

Subject to final scrutineering!

Publications Time:

Clerk of the course:

Time Keeping:



ADAC GT Masters

Lap analysis Warm up



Provisional

Reg. Nr.: 0301.15.196

Sunday 20.9.2015 08:30

Circuit Zandvoort, Length: 4307 m

Air temperature: 15.5°C

Track temperature: 15.4°C

Weather condition: Dry

Lap	Time	SE1	SP1	SE2	SP2	SE3	SP3	TSP	Lap	Time	SE1	SP1	SE2	SP2	SE3	SP3	TSP
1	Stefan Wackerbauer, DEU/ Kelvin van der Linde, ZAF								theoretical besttime: 1:39.910								
1	2:16.507	1:12.539	172	28.725	208	35.243	236		6	2:43.820	1:46.859	195	26.936	213	30.025	239	
2	1:40.794	44.374	199	26.876	214	29.544	240	247	7	1:41.312	44.477	198	26.593	214	30.242	239	251
3	1:41.462	43.958	200	26.746	214	30.758	187	250	8	1:41.357	44.704	198	26.753	214	29.900	239	241
4	1:40.968	45.016	201	26.536	215	29.416	238	219									
5	2:01.543	51.609	137	30.275	168	39.659		241									

2	Jordan Lee Pepper, ZAF/ Nicki Thiim, DNK								theoretical besttime: 1:39.392								
1	2:10.796	1:08.114	180	28.380	203	34.302	236		6	2:40.715	1:43.992	195	26.989	214	29.734	236	
2	1:40.579	44.741	200	26.426	215	29.412	240	242	7	1:40.214	44.190	198	26.551	214	29.473	237	249
3	1:45.753	44.247	201	26.475	215	35.031		252	8	1:40.964	44.008	199	26.899	213	30.057	237	250
4	2:23.995	1:26.224	198	27.681	179	30.090	239										
5	1:45.112	43.724	202	26.256	214	35.132		250									

3	Andreas Weishaupt, DEU/ Christer Jöns, DEU								theoretical besttime: 1:38.751								
1	2:01.285	1:02.303	191	27.660	205	31.322	232		6	1:43.095	45.671	198	26.978	214	30.446	240	248
2	1:40.107	44.502	201	26.389	215	29.216	240	242	7	1:42.836	45.377	195	27.181	216	30.278	239	249
3	1:38.751	43.767	203	26.034	215	28.950	241	249	8	1:45.595	45.158	196	29.382	203	31.055	234	250
4	1:47.174	44.267	198	27.082	206	35.825		253									
5	3:02.461	1:46.658	191	42.799	193	33.004	236										

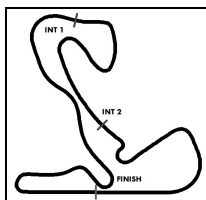
7	Luca Stolz, DEU/ Tom Dillmann, FRA								theoretical besttime: 1:40.717								
1	2:24.709	1:12.406	154	30.775	194	41.528			5	1:50.074	44.427	201	27.004	216	38.643		255
2	2:51.897	1:51.988	172	28.793	203	31.116	240		6	2:47.241	1:50.406	201	26.955	211	29.880	244	
3	1:42.358	45.529	197	26.988	215	29.841	242	247	7	1:40.720	44.368	203	26.780	215	29.572	245	254
4	1:41.185	44.531	202	27.017	216	29.637	243	254	8	1:40.900	44.365	205	26.930	216	29.605	246	256

8	Fabian Hamprecht, DEU/ Clemens Schmid, AUT								theoretical besttime: 1:40.448								
1	2:15.035	1:05.145	164	30.140	179	39.750			5	1:44.134	45.614	175	27.427	215	31.093	242	256
2	2:52.627	1:48.167	195	30.451	142	34.009	240		6	1:48.035	44.498	193	27.134	216	36.403		255
3	1:40.914	44.635	203	26.827	216	29.452	242	249	7	2:46.442	1:48.994	193	27.150	214	30.298	240	
4	1:40.605	44.271	203	26.984	216	29.350	243	254	8	1:41.205	44.480	200	26.878	216	29.847	241	253

13	Remo Lips, CHE/ Sven Barth, DEU								theoretical besttime: 1:42.482								
1	2:13.178	1:05.594	158	32.472	159	35.112	240		6	1:44.574	46.103	196	27.578	218	30.893	241	253
2	1:45.206	46.231	190	27.482	217	31.493	241	250	7	1:44.756	46.199	197	27.686	216	30.871	241	248
3	1:42.757	45.245	202	27.192	219	30.320	243	256	8	1:45.503	46.751	195	27.804	219	30.948	240	251
4	1:49.312	44.970	202	27.295	218	37.047		256									
5	2:46.425	1:46.375	190	28.904	217	31.146	241										

16	Rahel Frey, CHE/ Philip Geipel, DEU								theoretical besttime: 1:40.966								
1	2:44.711	1:39.756	138	31.719	157	33.236	230		5	2:45.790	1:48.171	198	27.429	215	30.190	240	
2	1:42.690	46.023	196	26.870	216	29.797	239	229	6	1:41.661	44.871	201	26.883	219	29.907	241	252
3	1:40.966	44.618	202	26.717	216	29.631	239	251	7	1:41.764	44.636	201	27.119	217	30.009	244	253
4	1:48.092	44.675	199	26.835	216	36.582		251	8	1:52.112	45.036	200	28.669	170	38.407		252

19	Claudia Hürtgen, DEU/ Uwe Alzen, DEU								theoretical besttime: 1:40.420								
1	2:18.718	1:15.621	170	29.722	190	33.375	231		5	1:48.997	45.328	194	26.994	212	36.675		250
2	1:43.915	46.533	197	27.147	213	30.235	238	223	6	4:05.284	3:07.775	194	26.822	212	30.687	237	
3	1:41.157	44.784	199	26.727	214	29.646	238	247	7	1:40.959	44.418	200	26.877	215	29.664	240	249
4	1:40.824	44.457	200	26.912	215	29.455	237	247	8	1:40.594	44.238	200	26.754	214	29.602	241	250



ADAC GT Masters

Lap analysis Warm up



Provisional

Reg. Nr.: 0301.15.196

Sunday 20.9.2015 08:30

Circuit Zandvoort, Length: 4307 m

Air temperature: 15.5°C

Track temperature: 15.4°C

Weather condition: Dry

Lap	Time	SE1	SP1	SE2	SP2	SE3	SP3	TSP	Lap	Time	SE1	SP1	SE2	SP2	SE3	SP3	TSP
21	Sebastian Asch, DEU/ Luca Ludwig, DEU								theoretical besttime: 1:40.559								
1	2:26.264	1:20.196	160	31.589	151	34.479	205		5	1:40.817	44.363	200	26.786	219	29.668	240	255
2	1:50.305	50.339	192	28.075	213	31.891	224	186	6	1:40.559	44.208	200	26.707	219	29.644	242	255
3	1:56.236	48.956	182	28.492	214	38.788		232	7	1:48.309	44.405	199	28.054	214	35.850		257
4	4:02.714	3:01.897	158	28.556	211	32.261	240										

23	Marc Gassner, DEU/ Florian Strauss, DEU								theoretical besttime: 1:41.986								
1	2:24.990	1:15.438	160	32.816	143	36.736	235		6	1:43.038	45.292	195	27.390	215	30.356	240	251
2	1:44.451	46.559	196	27.569	217	30.323	242	247	7	1:45.175	45.421	195	28.700	204	31.054	239	253
3	1:42.005	44.821	202	27.273	217	29.911	243	251	8	1:43.243	45.282	195	27.582	214	30.379	241	253
4	1:48.690	44.802	202	27.352	218	36.536		256									
5	2:56.081	1:57.284	189	27.809	214	30.988	239										

24	Florian Stoll, DEU/ Marc Basseng, DEU								theoretical besttime: 1:40.992								
1	2:14.332	1:03.775	158	30.418	182	40.139			6	1:41.048	44.381	199	26.838	214	29.829	240	250
2	2:45.834	1:47.943	191	27.341	213	30.550	236		7	1:41.561	44.655	200	27.000	212	29.906	238	253
3	1:41.644	44.808	201	27.041	214	29.795	239	248	8	1:41.985	44.651	199	27.085	214	30.249	240	253
4	1:41.840	44.972	196	27.077	216	29.791	240	253	9	1:51.222	45.809	193	27.601	214	37.812		252
5	1:41.242	44.535	200	26.820	212	29.887	239	251									

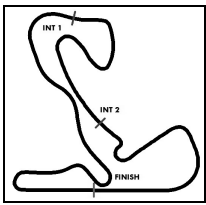
25	Tomas Enge, CZE/ Jaap van Lagen, NLD								theoretical besttime: 1:41.101								
1	2:21.483	1:14.750	156	29.913	194	36.820	234		5	1:48.901	44.507	193	27.092	199	37.302		252
2	1:43.304	46.443	191	26.936	215	29.925	242	222	6	3:53.078	2:55.390	190	27.351	204	30.337	241	
3	1:45.100	45.586	195	29.182	205	30.332	242	249	7	1:42.302	45.133	187	27.057	216	30.112	241	247
4	1:41.249	44.427	201	26.843	217	29.979	242	249	8	1:41.177	44.380	200	26.919	216	29.878	242	253

36	Martin Ragginger, AUT/ Klaus Bachler, AUT								theoretical besttime: 1:42.078								
1	3:06.585	2:05.014	162	29.518	189	32.053	235		5	1:42.395	44.977	198	27.377	213	30.041	239	244
2	1:50.193	46.238	194	27.342	204	36.613		237	6	1:49.942	44.816	198	27.350	213	37.776		250
3	2:54.596	1:53.854	182	27.713	202	33.029	237		7	2:46.205	1:48.184	195	27.554	213	30.467	238	
4	1:42.556	45.132	198	27.221	210	30.203	239	243									

42	Hari Proczyk, AUT/ Bernd Schneider, DEU								theoretical besttime: 1:41.293								
1	2:02.405	58.122	154	30.159	185	34.124	232		6	2:45.447	1:46.623	171	28.117	212	30.707	237	
2	1:45.743	47.967	194	27.385	216	30.391	242	214	7	1:44.955	46.874	193	27.415	216	30.666	238	251
3	1:41.657	44.961	200	27.035	217	29.661	243	250	8	1:43.241	45.491	195	27.343	218	30.407	239	255
4	1:41.314	44.752	200	26.880	219	29.682	243	251									
5	1:48.456	44.843	197	27.010	217	36.603		256									

66	Andreas Wirth, DEU/ Daniel Keilwitz, DEU								theoretical besttime: 1:42.185								
1	3:10.462	2:04.800	145	31.877	186	33.785	233		6	1:42.720	45.292	198	27.284	218	30.144	244	249
2	1:47.575	49.008	192	27.688	213	30.879	240	212	7	1:42.677	45.075	198	27.302	220	30.300	243	250
3	1:43.193	45.451	199	27.248	218	30.494	241	242	8	1:42.185	44.906	201	27.172	221	30.107	243	254
4	1:44.362	46.664	200	27.254	216	30.444	243	252									
5	1:43.043	45.293	200	27.387	212	30.363	243	238									

80	Jens Klingmann, DEU/ Dominik Baumann, AUT								theoretical besttime: 1:40.604								
1	2:48.841	1:48.327	163	29.182	203	31.332	234		6	3:06.870	2:10.193	199	26.808	214	29.869	239	
2	1:42.229	45.400	198	26.887	214	29.942	241	246	7	1:41.102	44.471	199	26.909	215	29.722	241	252
3	1:41.123	44.583	195	26.884	213	29.656	240	252	8	1:41.193	44.582	199	26.750	214	29.861	241	254
4	1:40.616	44.302	202	26.762	214	29.552	241	253									
5	1:47.561	44.487	199	26.926	210	36.148		253									



ADAC GT Masters

Lap analysis Warm up

Provisional



Circuit Zandvoort, Length: 4307 m

Air temperature: 15.5°C

Track temperature: 15.4°C

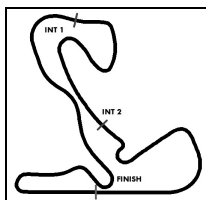
Weather condition: Dry

Reg. Nr.: 0301.15.196

Sunday 20.9.2015 08:30

Lap	Time	SE1	SP1	SE2	SP2	SE3	SP3	TSP	Lap	Time	SE1	SP1	SE2	SP2	SE3	SP3	TSP
88 Albert von Thurn und Taxis, DEU/ Nick Catsburg, NLD									theoretical besttime: 1:41.174								
1	2:08.625	1:06.107	159	29.318	184	33.200	232		6	1:41.418	44.510	199	26.932	219	29.976	242	254
2	1:42.094	45.326	199	26.859	217	29.909	241	242	7	1:42.292	45.041	197	27.068	217	30.183	242	254
3	1:43.171	44.563	199	27.489	197	31.119	242	253	8	1:42.188	44.856	198	27.186	216	30.146	242	255
4	1:41.710	44.487	199	26.782	218	30.441	242	252	9	1:51.522	44.803	199	27.969	197	38.750		253
5	1:41.282	44.483	201	26.889	218	29.910	242	254									

Lap	Time	SE1	SP1	SE2	SP2	SE3	SP3	TSP	Lap	Time	SE1	SP1	SE2	SP2	SE3	SP3	TSP
100 Daniel Dobitsch, AUT/ Edward Sandström, SWE									theoretical besttime: 1:38.769								
1	2:01.206	59.564	162	29.352	178	32.290	233		6	1:46.280	43.724	201	26.476	210	36.080		255
2	1:43.122	45.952	197	26.584	214	30.586	241	245	7	3:58.781	3:02.627	200	26.609	213	29.545	242	
3	1:39.586	44.113	202	26.221	214	29.252	242	250	8	1:39.403	43.928	201	26.306	215	29.169	242	253
4	1:38.800	43.562	202	26.162	216	29.076	243	254									
5	1:38.956	43.682	201	26.229	215	29.045	244	254									



ADAC GT Masters

Vmax list Warm up

Provisional

Reg. Nr.: 0301.15.196

Sunday 20.9.2015 08:30



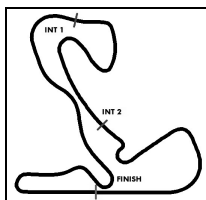
Circuit Zandvoort, Length: 4307 m

Air temperature: 15.5°C

Track temperature: 15.4°C

Weather condition: Dry

Nr	Team, Car, Driver, Nat	Top speed
21	Team Zakspeed, Mercedes-Benz SLS AMG GT3 Asch Sebastian , DEU Ludwig Luca , DEU	257,39 km/h
13	RWT-Racing Team, Corvette Z06.R GT3 Lips Remo , CHE Barth Sven , DEU	256,41 km/h
8	Bentley Team HTP, Bentley Continental GT3 Hamprecht Fabian , DEU Schmid Clemens , AUT	256,05 km/h
42	HP Racing, Mercedes-Benz SLS AMG GT3 Proczyk Hari , AUT Schneider Bernd , DEU	255,98 km/h
7	Bentley Team HTP, Bentley Continental GT3 Stolz Luca , DEU Dillmann Tom , FRA	255,86 km/h
23	MRS GT Racing, Nissan GT-R Nismo GT3 Gassner Marc , DEU Strauss Florian , DEU	255,86 km/h
100	kfzteile24 MS RACING, Audi R8 LMS ultra Dobitsch Daniel , AUT Sandström Edward , SWE	254,96 km/h
88	Reiter Engineering, Lamborghini Gallardo R-EX von Thurn und Taxis Albert , DEU Catsburg Nick , NLD	254,78 km/h
80	BMW Sports Trophy Team Schubert, BMW Z4 GT3 Klingmann Jens , DEU Baumann Dominik , AUT	254,30 km/h
66	Callaway Competition, Corvette Z06.R GT3 Wirth Andreas , DEU Keilwitz Daniel , DEU	254,30 km/h
24	kfzteile24 MS RACING, Audi R8 LMS ultra Stoll Florian , DEU Basseng Marc , DEU	253,28 km/h
16	YACO Racing, Audi R8 LMS ultra Frey Rahel , CHE Geipel Philip , DEU	252,87 km/h
25	Reiter Engineering, Lamborghini Gallardo R-EX Enge Tomas , CZE van Lagen Jaap , NLD	252,69 km/h
3	C. Abt Racing, Audi R8 LMS ultra Weishaupt Andreas , DEU Jöns Christer , DEU	252,51 km/h



ADAC GT Masters

Vmax list Warm up

Provisional

Reg. Nr.: 0301.15.196

Sunday 20.9.2015 08:30



Circuit Zandvoort, Length: 4307 m

Air temperature: 15.5°C

Track temperature: 15.4°C

Weather condition: Dry

Nr	Team, Car, Driver, Nat	Top speed
2	C. Abt Racing, Audi R8 LMS ultra Pepper Jordan Lee , ZAF Thiim Nicki , DNK	252,10 km/h
1	C. Abt Racing, Audi R8 LMS ultra Wackerbauer Stefan , DEU van der Linde Kelvin , ZAF	250,99 km/h
19	BMW Sports Trophy Team Schubert, BMW Z4 GT3 Hürtgen Claudia , DEU Alzen Uwe , DEU	250,35 km/h
36	Schütz Motorsport, Porsche 911 GT3 R Ragginger Martin , AUT Bachler Klaus , AUT	249,71 km/h