

ADAC GT Masters

Result List Qualifying 2



Provisional

Reg. Nr.: 0301.15.196

Friday 18.9.2015 18:15

Circuit Zandvoort, Length: 4307 m

Air temperature: 16.6°C

Track temperature: 16.9°C

Weather condition: Dry

started : 18 classified : 18 not classified : 0

	Drivers	Team	Car	Lap	Best Time	Gap	Diff	Kph	Day Time
1	80 J.Klingmann/ D.Baumann	BMW Sports Trophy Team Schubert	BMW Z4 GT3	3	1:38.760			157,0	18:20:39
2	3 A.Weishaupt(*G*)/ C.Jöns	C. Abt Racing	Audi R8 LMS ultra	4	1:38.767	0.007	0.007	157,0	18:27:45
3	88 A.von Thurn und Taxis/ N.Catsburg	Reiter Engineering	Lamborghini Gallardo R-EX	3	1:38.801	0.041	0.034	156,9	18:21:07
4	24 F.Stoll/ M.Basseng	kfzteile24 MS RACING	Audi R8 LMS ultra	3	1:38.863	0.103	0.062	156,8	18:20:34
5	25 T.Engel/ J.van Lagen	Reiter Engineering	Lamborghini Gallardo R-EX	4	1:39.046	0.286	0.183	156,5	18:22:23
6	36 M.Ragginger/ K.Bachler	Schütz Motorsport	Porsche 911 GT3 R	4	1:39.083	0.323	0.037	156,5	18:33:07
7	1 S.Wackerbauer/ K.van der Linde	C. Abt Racing	Audi R8 LMS ultra	5	1:39.095	0.335	0.012	156,5	18:34:08
8	8 F.Hamprecht/ C.Schmid	Bentley Team HTP	Bentley Continental GT3	5	1:39.144	0.384	0.049	156,4	18:33:01
9	21 S.Asch/ L.Ludwig	Team Zakspeed	Mercedes-Benz SLS AMG GT3	5	1:39.243	0.483	0.099	156,2	18:31:54
10	100 D.Dobitsch/ E.Sandström	kfzteile24 MS RACING	Audi R8 LMS ultra	5	1:39.569	0.809	0.326	155,7	18:33:44
11	13 R.Lips(*G*)/ S.Barth	RWT-Racing Team	Corvette Z06.R GT3	4	1:39.719	0.959	0.150	155,5	18:24:49
12	16 R.Frey/ P.Geipel	YACO Racing	Audi R8 LMS ultra	9	1:39.726	0.966	0.007	155,5	18:34:14
13	7 L.Stolz/ T.Dillmann	Bentley Team HTP	Bentley Continental GT3	3	1:39.776	1.016	0.050	155,4	18:30:44
14	42 H.Proczyk/ B.Schneider	HP Racing	Mercedes-Benz SLS AMG GT3	4	1:39.823	1.063	0.047	155,3	18:30:28
15	19 C.Hürtgen/ U.Alzen	BMW Sports Trophy Team Schubert	BMW Z4 GT3	3	1:40.633	1.873	0.810	154,1	18:21:52
16	69 D.Alessi/ P.Assenheimer	Callaway Competition	Corvette Z06.R GT3	5	1:40.808	2.048	0.175	153,8	18:27:37
17	23 M.Gassner(*G*)/ F.Strauss	MRS GT Racing	Nissan GT-R Nismo GT3	7	1:40.812	2.052	0.004	153,8	18:33:12
18	2 J.Pepper/ N.Thiim	C. Abt Racing	Audi R8 LMS ultra	4	1:41.517	2.757	0.705	152,7	18:31:48

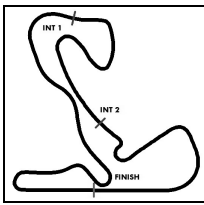
(*G*) marks the gentlemen driver

Subject to final scrutineering!

Publications Time:

Clerk of the course:

Time Keeping:



ADAC GT Masters

Lap analysis Qualifying 2



Provisional

Reg. Nr.: 0301.15.196

Friday 18.9.2015 18:15

Circuit Zandvoort, Length: 4307 m

Air temperature: 16.6°C

Track temperature: 16.9°C

Weather condition: Dry

Lap	Time	SE1	SP1	SE2	SP2	SE3	SP3	TSP	Lap	Time	SE1	SP1	SE2	SP2	SE3	SP3	TSP
1	Stefan Wackerbauer, DEU/ Kelvin van der Linde, ZAF								theoretical besttime: 1:38.814								
1	12:27.093	11:26.290	160	28.773	191	32.030	232		6	1:45.128	46.311	187	27.688	148	31.129	240	252
2	1:43.513	46.857	182	27.220	211	29.436	240	223	7	1:40.727	43.644	201	26.609	213	30.474	238	251
3	1:39.702	43.832	199	26.607	214	29.263	240	251	8	1:50.282	50.841	177	28.532	140	30.909	239	249
4	1:39.105	43.647	202	26.416	214	29.042	241	251	9	1:52.727	45.224	170	28.245	184	39.258		250
5	1:39.095	43.463	201	26.309	214	29.323	241	252									

2	Jordan Lee Pepper, ZAF/ Nicki Thiim, DNK								theoretical besttime: 1:41.439								
1	11:41.190	10:41.020	190	28.389	202	31.781	228		4	1:41.517	44.153	195	26.878	212	30.486	226	241
2	1:43.101	45.279	200	26.948	209	30.874	226	228	5	1:48.982	45.595	195	26.900	211	36.487		230
3	1:42.615	45.047	202	27.160	211	30.408	224	241									

3	Andreas Weishaupt, DEU/ Christer Jöns, DEU								theoretical besttime: 1:38.767								
1	7:38.365	6:35.994	186	28.877	126	33.494	236		5	1:54.212	44.896	150	33.349	110	35.967	240	252
2	1:48.688	44.990	199	33.058	98	30.640	239	247	6	1:40.535	43.960	202	26.936	206	29.639	239	248
3	1:39.287	43.841	204	26.332	214	29.114	238	253	7	1:46.590	43.614	203	26.613	211	36.363		252
4	1:38.767	43.482	202	26.194	214	29.091	244	252									

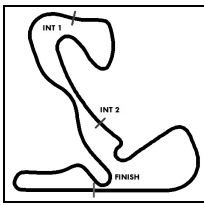
7	Luca Stolz, DEU/ Tom Dillmann, FRA								theoretical besttime: 1:39.378								
1	12:21.631	11:19.957	164	29.643	195	32.031	218		6	1:42.883	43.646	205	28.619	199	30.618	245	256
2	1:43.317	45.965	198	27.406	210	29.946	244	222	7	1:53.598	44.937	174	33.819	105	34.842	244	256
3	1:39.776	43.960	197	26.683	216	29.133	243	253	8	1:44.091	44.114	202	26.843	212	33.134	244	257
4	1:39.888	43.632	205	26.613	216	29.643	243	256	9	1:51.532	43.998	207	26.797	216	40.737		257
5	1:43.298	44.034	203	29.147	181	30.117	244	254									

8	Fabian Hamprecht, DEU/ Clemens Schmid, AUT								theoretical besttime: 1:39.005								
1	11:21.980	10:23.466	190	27.708	198	30.806	239		5	1:39.144	43.542	207	26.436	218	29.166	244	257
2	1:41.199	44.646	202	26.934	216	29.619	243	249	6	1:39.300	43.499	206	26.529	217	29.272	244	257
3	1:39.459	43.646	208	26.652	216	29.161	244	256	7	1:42.505	43.670	203	28.283	173	30.552	243	257
4	1:39.462	43.408	206	26.691	216	29.363	244	258	8	1:54.350	43.913	204	29.744	158	40.693		257

13	Remo Lips, CHE/ Sven Barth, DEU								theoretical besttime: 1:39.647								
1	4:45.715	3:44.655	174	28.692	199	32.368	231		7	4:20.976	3:22.687	190	27.968	172	30.321	243	
2	1:43.715	46.623	199	27.004	218	30.088	243	230	8	1:40.622	44.213	205	26.730	220	29.679	244	257
3	1:40.459	44.409	204	26.529	219	29.521	245	257	9	1:39.818	43.837	206	26.578	220	29.403	244	258
4	1:39.719	43.822	205	26.422	221	29.475	244	259	10	1:40.507	44.165	204	26.708	221	29.634	243	258
5	1:44.430	45.441	186	28.072	170	30.917	244	258	11	1:49.785	48.629	178	28.193	163	32.963	244	216
6	1:52.930	45.265	189	27.627	212	40.038		257	12	1:56.343	44.061	205	27.186	213	45.096		259

16	Rahel Frey, CHE/ Philip Geipel, DEU								theoretical besttime: 1:39.475								
1	3:22.753	2:15.785	132	33.065	162	33.903	223		7	1:51.962	47.668	196	27.043	215	37.251		222
2	1:43.750	47.006	193	26.920	212	29.824	240	222	8	3:56.512	2:59.929	200	26.884	213	29.699	241	
3	1:39.779	44.229	201	26.260	216	29.290	240	250	9	1:39.726	44.004	205	26.412	216	29.310	245	251
4	1:39.895	44.001	203	26.461	216	29.433	241	252	10	1:42.214	44.150	202	26.935	214	31.129	241	255
5	1:40.027	44.075	200	26.654	215	29.298	241	250	11	1:39.940	43.925	204	26.662	218	29.353	243	252
6	1:39.940	44.003	204	26.438	216	29.499	240	252	12	1:51.951	45.426	193	27.174	207	39.351		254

19	Claudia Hürtgen, DEU/ Uwe Alzen, DEU								theoretical besttime: 1:40.331								
1	3:26.870	2:24.204	158	29.178	180	33.488	233		5	1:51.315	44.454	204	26.608	215	40.253		251
2	1:44.770	46.781	192	27.639	208	30.350	237	216	6	4:30.738	3:30.637	187	28.875	207	31.226	238	
3	1:40.633	44.654	203	26.341	213	29.638	240	250	7	1:56.707	44.415	204	27.460	194	44.832		251
4	1:40.854	44.352	197	26.675	215	29.827	238	252									



ADAC GT Masters

Lap analysis Qualifying 2



Provisional

Reg. Nr.: 0301.15.196

Friday 18.9.2015 18:15

Circuit Zandvoort, Length: 4307 m

Air temperature: 16.6°C

Track temperature: 16.9°C

Weather condition: Dry

Lap	Time	SE1	SP1	SE2	SP2	SE3	SP3	TSP	Lap	Time	SE1	SP1	SE2	SP2	SE3	SP3	TSP
21	Sebastian Asch, DEU/ Luca Ludwig, DEU								theoretical besttime: 1:39.033								
1	10:11.706	9:09.851	135	30.374	197	31.481	236		5	1:39.243	43.396	205	26.563	219	29.284	243	257
2	1:44.526	46.951	194	27.258	210	30.317	239	224	6	1:39.566	43.540	205	26.600	220	29.426	241	257
3	1:39.529	43.667	204	26.353	220	29.509	242	254	7	1:59.111	50.945	159	29.835	176	38.331		224
4	1:39.368	43.440	205	26.478	219	29.450	243	256	8	2:41.814	1:36.774	192	27.872	202	37.168		

23	Marc Gassner, DEU/ Florian Strauss, DEU								theoretical besttime: 1:40.414								
1	7:57.651	6:55.417	141	29.527	207	32.707	229		6	1:41.039	44.419	202	26.966	214	29.654	241	254
2	1:46.642	47.204	197	28.090	159	31.348	241	214	7	1:40.812	44.074	203	26.947	215	29.791	242	253
3	1:41.320	44.290	203	27.080	215	29.950	241	253	8	1:41.131	44.264	202	26.997	213	29.870	243	254
4	1:40.857	44.466	203	26.686	215	29.705	243	253	9	1:41.414	44.223	203	27.093	213	30.098	240	254
5	1:44.011	45.604	189	27.513	213	30.894	242	249	10	1:47.964	44.491	200	27.087	214	36.386		253

24	Florian Stoll, DEU/ Marc Basseng, DEU								theoretical besttime: 1:38.694								
1	2:14.344	1:07.210	131	34.206	106	32.928	235		5	1:39.083	43.488	202	26.470	216	29.125	241	254
2	1:41.352	45.202	198	26.631	216	29.519	240	247	6	1:48.478	43.898	202	26.256	217	38.324		254
3	1:38.863	43.657	202	26.111	216	29.095	244	251	7	13:53.199	12:52.938	196	27.927	158	32.334	239	
4	1:39.166	43.673	202	26.255	216	29.238	242	253	8	1:59.692	43.935	198	26.428	214	49.329		252

25	Tomas Enge, CZE/ Jaap van Lagen, NLD								theoretical besttime: 1:39.014								
1	2:24.611	1:27.167	178	27.233	212	30.211	240		4	1:39.046	43.436	201	26.186	218	29.424	242	253
2	1:40.238	44.145	201	26.352	217	29.741	243	235	5	1:44.706	43.675	202	29.038	136	31.993	241	255
3	1:39.472	43.760	205	26.154	218	29.558	243	252	6	1:48.234	43.880	203	26.236	218	38.118		253

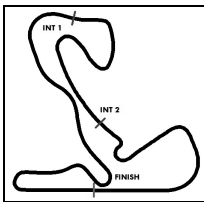
36	Martin Ragginger, AUT/ Klaus Bachler, AUT								theoretical besttime: 1:39.083								
1	13:05.400	12:04.283	174	29.655	171	31.462	234		5	1:40.909	43.622	202	27.150	205	30.137	241	255
2	1:42.881	46.241	197	26.879	210	29.761	241	214	6	1:40.210	43.699	201	26.631	215	29.880	242	252
3	1:39.564	43.840	204	26.247	216	29.477	241	249	7	1:51.858	44.601	184	27.219	190	40.038		253
4	1:39.083	43.573	203	26.244	217	29.266	242	253									

42	Hari Proczyk, AUT/ Bernd Schneider, DEU								theoretical besttime: 1:39.427								
1	10:24.235	9:24.547	185	28.324	213	31.364	238		5	1:48.532	44.113	200	27.040	162	37.379	201	255
2	1:44.103	46.574	191	27.430	219	30.099	242	249	6	1:56.278	50.455	180	35.739	206	30.084	243	193
3	1:40.192	44.472	200	26.294	219	29.426	243	255	7	1:51.755	44.976	198	29.198	213	37.581		249
4	1:39.823	43.707	201	26.618	219	29.498	242	255									

69	Diego Alessi, ITA/ Patrick Assenheimer, DEU								theoretical besttime: 1:40.577								
1	5:33.080	4:24.020	138	33.152	160	35.908	209		6	1:52.920	44.294	203	30.047	214	38.579		256
2	1:55.796	53.594	157	29.919	194	32.283	228	198	7	3:49.132	2:51.535	181	27.463	220	30.134	244	
3	1:46.287	48.862	192	27.428	220	29.997	243	214	8	1:41.223	44.717	202	26.691	220	29.815	244	258
4	1:41.456	44.629	203	27.126	218	29.701	245	257	9	1:42.514	44.427	204	27.138	218	30.949	244	258
5	1:40.808	44.525	203	26.624	220	29.659	243	257	10	1:52.612	44.785	201	27.196	216	40.631		258

80	Jens Klingmann, DEU/ Dominik Baumann, AUT								theoretical besttime: 1:38.641								
1	2:18.475	1:17.503	143	29.508	191	31.464	238		4	1:40.529	43.589	205	26.337	216	30.603	242	255
2	1:41.666	45.091	199	27.149	214	29.426	241	246	5	1:46.198	43.682	204	26.438	216	36.078		254
3	1:38.760	43.708	202	26.119	217	28.933	243	254									

88	Albert von Thurn und Taxis, DEU/ Nick Catsburg, NLD								theoretical besttime: 1:38.589								
1	2:49.579	1:51.768	189	27.898	211	29.913	244		4	1:44.408	46.119	148	28.421	201	29.868	244	253
2	1:38.867	43.671	205	26.006	220	29.190	244	255	5	1:51.490	43.525	204	26.208	220	41.757		256
3	1:38.801	43.393	206	26.136	220	29.272	239	256									



ADAC GT Masters

Lap analysis Qualifying 2

Provisional

Reg. Nr.: 0301.15.196

Friday 18.9.2015 18:15



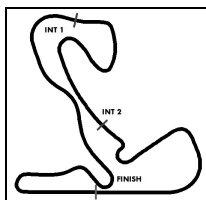
Circuit Zandvoort, Length: 4307 m

Air temperature: 16.6°C

Track temperature: 16.9°C

Weather condition: Dry

Lap	Time	SE1	SP1	SE2	SP2	SE3	SP3	TSP	Lap	Time	SE1	SP1	SE2	SP2	SE3	SP3	TSP
100 Daniel Dobitsch, AUT/ Edward Sandström, SWE									theoretical besttime: 1:39.533								
1	12:00.972	10:56.487	166	31.992	170	32.493	232		5	1:39.569	43.763	203	26.471	215	29.335	241	253
2	1:43.844	46.659	189	27.148	211	30.037	241	229	6	1:46.415	48.560	165	27.831	212	30.024	241	254
3	1:40.133	44.232	200	26.602	215	29.299	242	252	7	2:11.211	53.273	79	34.128	141	43.810		252
4	1:39.963	43.878	202	26.509	215	29.576	241	253									



ADAC GT Masters

Vmax list Qualifying 2

Provisional

Reg. Nr.: 0301.15.196

Friday 18.9.2015 18:15



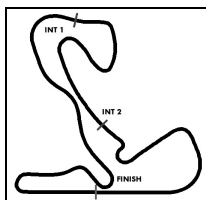
Circuit Zandvoort, Length: 4307 m

Air temperature: 16.6°C

Track temperature: 16.9°C

Weather condition: Dry

Nr	Team, Car, Driver, Nat	Top speed
13	RWT-Racing Team, Corvette Z06.R GT3 Lips Remo , CHE Barth Sven , DEU	258,87 km/h
69	Callaway Competition, Corvette Z06.R GT3 Alessi Diego , ITA Assenheimer Patrick , DEU	258,50 km/h
8	Bentley Team HTP, Bentley Continental GT3 Hamprecht Fabian , DEU Schmid Clemens , AUT	257,70 km/h
21	Team Zakspeed, Mercedes-Benz SLS AMG GT3 Asch Sebastian , DEU Ludwig Luca , DEU	257,45 km/h
7	Bentley Team HTP, Bentley Continental GT3 Stolz Luca , DEU Dillmann Tom , FRA	257,45 km/h
88	Reiter Engineering, Lamborghini Gallardo R-EX von Thurn und Taxis Albert , DEU Catsburg Nick , NLD	256,41 km/h
80	BMW Sports Trophy Team Schubert, BMW Z4 GT3 Klingmann Jens , DEU Baumann Dominik , AUT	255,08 km/h
36	Schütz Motorsport, Porsche 911 GT3 R Ragginger Martin , AUT Bachler Klaus , AUT	255,08 km/h
42	HP Racing, Mercedes-Benz SLS AMG GT3 Proczyk Hari , AUT Schneider Bernd , DEU	255,02 km/h
16	YACO Racing, Audi R8 LMS ultra Frey Rahel , CHE Geipel Philip , DEU	254,72 km/h
25	Reiter Engineering, Lamborghini Gallardo R-EX Enge Tomas , CZE van Lagen Jaap , NLD	254,54 km/h
23	MRS GT Racing, Nissan GT-R Nismo GT3 Gassner Marc , DEU Strauss Florian , DEU	254,48 km/h
24	kfzteile24 MS RACING, Audi R8 LMS ultra Stoll Florian , DEU Basseng Marc , DEU	253,94 km/h
100	kfzteile24 MS RACING, Audi R8 LMS ultra Dobitsch Daniel , AUT Sandström Edward , SWE	253,82 km/h



ADAC GT Masters

Vmax list Qualifying 2

Provisional

Reg. Nr.: 0301.15.196

Friday 18.9.2015 18:15



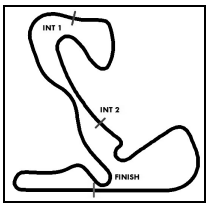
Circuit Zandvoort, Length: 4307 m

Air temperature: 16.6°C

Track temperature: 16.9°C

Weather condition: Dry

Nr	Team, Car, Driver, Nat	Top speed
3	C. Abt Racing, Audi R8 LMS ultra Weishaupt Andreas , DEU Jöns Christer , DEU	252,51 km/h
1	C. Abt Racing, Audi R8 LMS ultra Wackerbauer Stefan , DEU van der Linde Kelvin , ZAF	252,22 km/h
19	BMW Sports Trophy Team Schubert, BMW Z4 GT3 Hürtgen Claudia , DEU Alzen Uwe , DEU	251,81 km/h
2	C. Abt Racing, Audi R8 LMS ultra Pepper Jordan Lee , ZAF Thiim Nicki , DNK	241,45 km/h



ADAC GT Masters

Start Grid Race 2



Provisional

Reg. Nr.: 0301.15.196

Sunday 20.9.2015 13:15

Circuit Zandvoort, Length: 4307 m

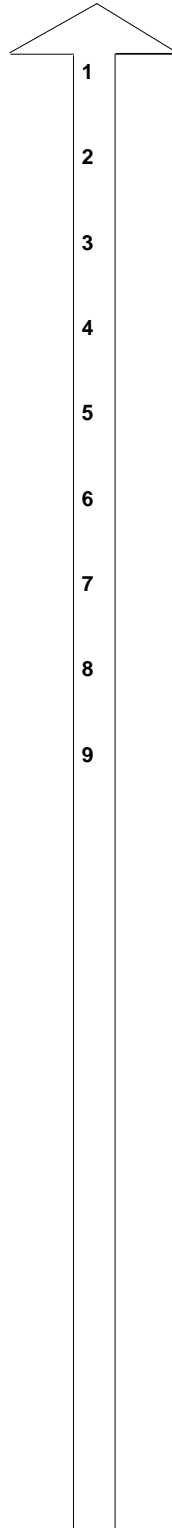
Air temperature: 15.5°C

Track temperature: 15.4°C

Weather condition: Dry

POLE POSITION

3 C. Abt Racing	1:38.767
Andreas Weishaupt/ Christer Jöns*	
24 kfzteile24 MS RACING	1:38.863
Florian Stoll/ Marc Basseng*	
36 Schütz Motorsport	1:39.083
Martin Ragginger/ Klaus Bachler*	
8 Bentley Team HTP	1:39.144
Fabian Hamprecht/ Clemens Schmid*	
100 kfzteile24 MS RACING	1:39.569
Daniel Dobitsch/ Edward Sandström*	
16 YACO Racing	1:39.726
Rahel Frey/ Philip Geipel*	
42 HP Racing	1:39.823
Hari Proczyk/ Bernd Schneider*	
23 MRS GT Racing	1:40.812
Marc Gassner/ Florian Strauss*	
66 Callaway Competition	
Andreas Wirth/ Daniel Keilwitz*	



80 BMW Sports Trophy Team Schube	1:38.760
Jens Klingmann/ Dominik Baumann*	
88 Reiter Engineering	1:38.801
Albert von Thurn und Taxis/ Nick Catsburg*	
25 Reiter Engineering	1:39.046
Tomas Enge/ Jaap van Lagen*	
1 C. Abt Racing	1:39.095
Stefan Wackerbauer/ Kelvin van der Linde*	
21 Team Zakspeed	1:39.243
Sebastian Asch/ Luca Ludwig*	
13 RWT-Racing Team	1:39.719
Remo Lips/ Sven Barth*	
7 Bentley Team HTP	1:39.776
Luca Stolz/ Tom Dillmann*	
19 BMW Sports Trophy Team Schube	1:40.633
Claudia Hürtgen/ Uwe Alzen*	
2 C. Abt Racing	1:41.517
Jordan Lee Pepper/ Nicki Thiim*	

withdraw of car no. 69

* Marks the starting driver

Publications Time:

Clerk of the course:

Time Keeping: