



# ADAC GT Masters

## Result List Qualifying 1



Provisional

Reg. Nr.: 0301.15.196

Friday 18.9.2015 17:40

Circuit Zandvoort, Length: 4307 m

Air temperature: 16.8°C

Track temperature: 17.3°C

Weather condition: Dry

started : 19      classified : 19      not classified : 0

	Drivers	Team	Car	Lap	Best Time	Gap	Diff	Kph	Day Time
1	36 <b>M.Ragginger</b> /K.Bachler	Schütz Motorsport	Porsche 911 GT3 R	4	<b>1:38.895</b>			156,8	17:49:56
2	25 <b>T.Engel</b> /J.van Lagen	Reiter Engineering	Lamborghini Gallardo R-EX	3	<b>1:39.104</b>	0.209	0.209	156,5	17:48:42
3	21 <b>S.Asch</b> /L.Ludwig	Team Zakspeed	Mercedes-Benz SLS AMG GT3	6	<b>1:39.252</b>	0.357	0.148	156,2	18:05:04
4	16 <b>R.Frey</b> /P.Geipel	YACO Racing	Audi R8 LMS ultra	4	<b>1:39.293</b>	0.398	0.041	156,2	17:53:27
5	24 <b>F.Stoll</b> /M.Basseng	kfzteile24 MS RACING	Audi R8 LMS ultra	4	<b>1:39.350</b>	0.455	0.057	156,1	17:51:05
6	8 <b>F.Hamprecht</b> /C.Schmid	Bentley Team HTP	Bentley Continental GT3	7	<b>1:39.564</b>	0.669	0.214	155,7	18:02:58
7	7 <b>L.Stolz</b> /T.Dillmann	Bentley Team HTP	Bentley Continental GT3	5	<b>1:39.567</b>	0.672	0.003	155,7	17:58:24
8	100 <b>D.Dobitsch</b> /E.Sandström	kfzteile24 MS RACING	Audi R8 LMS ultra	4	<b>1:39.643</b>	0.748	0.076	155,6	17:58:19
9	80 <b>J.Klingmann</b> /D.Baumann	BMW Sports Trophy Team Schubert	BMW Z4 GT3	4	<b>1:39.698</b>	0.803	0.055	155,5	17:58:03
10	1 <b>S.Wackerbauer</b> /K.van der Linde	C. Abt Racing	Audi R8 LMS ultra	3	<b>1:39.748</b>	0.853	0.050	155,4	17:55:22
11	23 <b>M.Gassner</b> (*G*)/F.Strauss	MRS GT Racing	Nissan GT-R Nismo GT3	5	<b>1:40.224</b>	1.329	0.476	154,7	17:54:26
12	19 <b>C.Hürtgen</b> /U.Alzen	BMW Sports Trophy Team Schubert	BMW Z4 GT3	4	<b>1:40.255</b>	1.360	0.031	154,7	17:57:23
13	42 <b>H.Proczyk</b> /B.Schneider	HP Racing	Mercedes-Benz SLS AMG GT3	5	<b>1:40.420</b>	1.525	0.165	154,4	17:53:21
14	2 <b>J.Pepper</b> /N.Thiim	C. Abt Racing	Audi R8 LMS ultra	4	<b>1:40.441</b>	1.546	0.021	154,4	17:53:58
15	88 <b>A.von Thurn und Taxis</b> /N.Catsburg	Reiter Engineering	Lamborghini Gallardo R-EX	6	<b>1:40.459</b>	1.564	0.018	154,3	17:53:53
16	69 <b>D.Alessi</b> /P.Assenheimer	Callaway Competition	Corvette Z06.R GT3	6	<b>1:40.630</b>	1.735	0.171	154,1	17:55:55
17	3 <b>A.Weishaupt</b> (*G*)/C.Jöns	C. Abt Racing	Audi R8 LMS ultra	4	<b>1:41.042</b>	2.147	0.412	153,5	17:50:19
18	13 <b>R.Lips</b> (*G*)/S.Barth	RWT-Racing Team	Corvette Z06.R GT3	5	<b>1:41.768</b>	2.873	0.726	152,4	17:55:58
19	66 <b>A.Wirth</b> /D.Keilwitz	Callaway Competition	Corvette Z06.R GT3	2	<b>1:51.718</b>	12.823	9.950	138,8	17:49:50

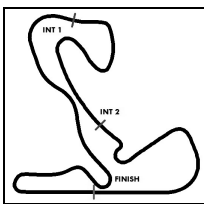
(\*G\*) marks the gentlemen driver

**Subject to final scrutineering!**

Publications Time:

Clerk of the course:

Time Keeping:



# ADAC GT Masters

## Lap analysis Qualifying 1



Provisional

Reg. Nr.: 0301.15.196

Friday 18.9.2015 17:40

Circuit Zandvoort, Length: 4307 m

Air temperature: 16.8°C

Track temperature: 17.3°C

Weather condition: Dry

Lap	Time	SE1	SP1	SE2	SP2	SE3	SP3	TSP	Lap	Time	SE1	SP1	SE2	SP2	SE3	SP3	TSP
<b>1</b>	Stefan Wackerbauer, DEU/ Kelvin van der Linde, ZAF								<b>theoretical besttime: 1:39.557</b>								
1	12:00.108	10:58.292	174	29.711	176	32.105	235		<b>3</b>	<b>1:39.748</b>	44.204	199	<b>26.382</b>	214	<b>29.162</b>	<b>241</b>	251
2	1:42.325	45.492	195	26.940	214	29.893	240	247	4	1:56.103	<b>44.013</b>	<b>200</b>	26.423	<b>215</b>	45.667		<b>253</b>

<b>2</b>	Jordan Lee Pepper, ZAF/ Nicki Thiim, DNK								<b>theoretical besttime: 1:40.320</b>								
1	8:49.002	7:41.010	154	34.448	178	33.544	226		6	1:42.198	44.302	197	26.756	204	31.140	236	247
2	1:46.923	48.142	148	28.411	211	30.370	235	237	7	1:40.937	44.426	199	26.677	213	29.834	233	249
3	1:41.790	44.909	196	26.974	212	29.907	<b>238</b>	248	8	1:47.561	49.113	191	27.709	204	30.739	231	247
4	<b>1:40.441</b>	44.345	197	<b>26.579</b>	213	<b>29.517</b>	237	<b>250</b>	9	1:50.773	44.337	198	26.780	<b>213</b>	39.656		245
5	1:40.536	<b>44.224</b>	<b>199</b>	26.738	213	29.574	234	249									

<b>3</b>	Andreas Weishaupt, DEU/ Christer Jöns, DEU								<b>theoretical besttime: 1:40.967</b>								
1	5:13.046	4:10.834	167	29.797	195	32.415	235		6	5:02.478	4:04.709	195	27.031	211	30.738	232	
2	1:43.411	45.849	195	27.456	190	30.106	238	249	7	1:42.036	45.023	195	27.004	<b>214</b>	30.009	238	247
3	1:41.738	45.202	198	<b>26.806</b>	211	29.730	<b>241</b>	251	8	1:41.769	44.939	199	26.918	213	29.912	237	250
4	<b>1:41.042</b>	<b>44.510</b>	<b>200</b>	26.881	213	<b>29.651</b>	241	<b>251</b>	9	1:42.180	45.186	199	26.968	212	30.026	238	249
5	1:52.864	46.925	186	27.309	213	38.630		<b>251</b>	10	1:54.017	47.901	192	27.282	213	38.834		223

<b>7</b>	Luca Stolz, DEU/ Tom Dillmann, FRA								<b>theoretical besttime: 1:39.529</b>								
1	11:34.656	10:29.923	157	30.932	182	33.801	199		<b>5</b>	<b>1:39.567</b>	<b>43.606</b>	204	<b>26.478</b>	215	29.483	244	256
2	1:45.204	47.340	197	27.637	206	30.227	244	186	6	1:47.499	43.846	205	30.343	132	33.310	<b>245</b>	255
3	1:45.165	44.113	205	26.716	177	34.336	243	255	7	1:39.891	43.833	205	26.568	215	29.490	244	<b>258</b>
4	1:39.800	43.738	<b>207</b>	26.617	<b>215</b>	<b>29.445</b>	244	255	8	1:54.237	46.367	176	27.542	194	40.328		254

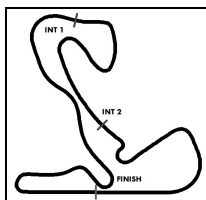
<b>8</b>	Fabian Hamprecht, DEU/ Clemens Schmid, AUT								<b>theoretical besttime: 1:39.517</b>								
1	12:49.295	11:46.351	175	29.722	171	33.222	234		5	1:39.743	43.925	200	<b>26.473</b>	216	29.345	<b>243</b>	256
2	1:48.531	48.858	195	29.327	180	30.346	239	229	6	1:39.831	43.846	205	26.643	216	29.342	242	257
3	1:40.946	44.452	175	26.852	216	29.642	242	253	<b>7</b>	<b>1:39.564</b>	<b>43.770</b>	<b>206</b>	26.520	<b>217</b>	<b>29.274</b>	243	256
4	1:40.132	43.990	203	26.500	216	29.642	242	255	8	1:57.682	47.942	181	29.002	173	40.738		<b>257</b>

<b>13</b>	Remo Lips, CHE/ Sven Barth, DEU								<b>theoretical besttime: 1:41.699</b>								
1	9:03.072	7:57.266	171	31.365	161	34.441	237		6	1:42.591	44.710	201	27.294	218	30.587	243	<b>257</b>
2	1:47.818	48.570	197	28.123	216	31.125	243	223	7	1:42.241	44.923	199	26.943	<b>219</b>	30.375	242	256
3	1:44.348	45.694	197	27.977	217	30.677	<b>245</b>	253	8	1:42.368	44.848	201	27.144	219	30.376	243	257
4	1:41.993	44.819	<b>202</b>	<b>26.875</b>	219	30.299	243	255	9	1:49.457	49.520	178	29.012	196	30.925	242	252
5	<b>1:41.768</b>	<b>44.666</b>	202	26.944	219	<b>30.158</b>	243	257	10	2:01.350	48.791	172	30.896	170	41.663		256

<b>16</b>	Rahel Frey, CHE/ Philip Geipel, DEU								<b>theoretical besttime: 1:38.975</b>								
1	8:17.520	7:13.560	173	29.258	188	34.702	231		5	1:47.990	<b>43.581</b>	203	26.506	<b>216</b>	37.903	234	252
2	1:49.579	47.109	197	31.714	210	30.756	239	214	6	1:39.735	43.844	202	26.473	215	29.418	242	249
3	1:41.370	44.979	201	26.683	216	29.708	241	252	7	1:49.087	48.508	144	30.771	211	29.808	239	245
4	<b>1:39.293</b>	43.899	<b>205</b>	<b>26.278</b>	215	<b>29.116</b>	<b>242</b>	253	8	1:50.292	44.194	203	26.664	213	39.434		<b>254</b>

<b>19</b>	Claudia Hürtgen, DEU/ Uwe Alzen, DEU								<b>theoretical besttime: 1:40.206</b>								
1	12:16.582	11:06.781	134	32.653	81	37.148	230		<b>4</b>	<b>1:40.255</b>	<b>44.153</b>	200	26.550	<b>215</b>	29.552	239	251
2	1:46.159	48.491	190	27.422	211	30.246	<b>241</b>	237	5	1:40.784	44.372	201	26.643	213	29.769	240	<b>252</b>
3	1:40.369	44.316	<b>201</b>	<b>26.514</b>	212	<b>29.539</b>	240	249	6	1:54.144	44.402	199	26.845	211	42.897		251

<b>21</b>	Sebastian Asch, DEU/ Luca Ludwig, DEU								<b>theoretical besttime: 1:39.246</b>								
1	13:11.659	12:10.644	166	29.250	207	31.765	237		5	1:39.403	43.684	203	26.451	218	<b>29.268</b>	243	256
2	1:53.289	45.062	200	28.212	182	40.015		250	<b>6</b>	<b>1:39.252</b>	<b>43.607</b>	<b>204</b>	<b>26.371</b>	218	29.274	<b>243</b>	<b>257</b>
3	5:00.587	4:02.303	199	27.088	171	31.196	241										
4	1:40.138	44.254	202	26.490	<b>219</b>	29.394	241	256									



# ADAC GT Masters

## Lap analysis Qualifying 1



Provisional

Reg. Nr.: 0301.15.196

Friday 18.9.2015 17:40

Circuit Zandvoort, Length: 4307 m

Air temperature: 16.8°C

Track temperature: 17.3°C

Weather condition: Dry

Lap	Time	SE1	SP1	SE2	SP2	SE3	SP3	TSP	Lap	Time	SE1	SP1	SE2	SP2	SE3	SP3	TSP
<b>23</b>	Marc Gassner, DEU/ Florian Strauss, DEU								<b>theoretical besttime: 1:40.017</b>								
1	7:36.957	6:32.971	155	30.972	206	33.014	234		6	1:40.287	<b>43.886</b>	202	26.735	215	29.666	242	255
2	1:46.204	47.262	184	28.166	211	30.776	240	248	7	1:40.381	44.058	<b>203</b>	26.746	<b>215</b>	29.577	243	254
3	1:40.809	44.269	200	27.007	214	29.533	242	252	8	1:45.235	46.498	186	28.048	211	30.689	242	<b>255</b>
4	1:41.861	44.316	200	27.298	211	30.247	242	254	9	1:41.377	44.516	202	26.742	215	30.119	241	254
5	<b>1:40.224</b>	44.093	202	<b>26.631</b>	215	<b>29.500</b>	<b>244</b>	253	10	1:53.884	44.413	201	28.641	190	40.830		254

<b>24</b>	Florian Stoll, DEU/ Marc Basseng, DEU								<b>theoretical besttime: 1:39.271</b>								
1	6:02.028	5:01.115	176	29.191	204	31.722	235		<b>4</b>	<b>1:39.350</b>	<b>43.795</b>	<b>206</b>	26.316	<b>215</b>	<b>29.239</b>	<b>244</b>	253
2	1:44.701	47.736	192	27.087	210	29.878	244	238	5	1:46.568	46.059	141	31.016	213	29.493	244	<b>256</b>
3	1:39.586	44.018	204	<b>26.237</b>	215	29.331	242	255	6	1:50.049	44.011	202	26.274	215	39.764		255

<b>25</b>	Tomas Enge, CZE/ Jaap van Lagen, NLD								<b>theoretical besttime: 1:38.775</b>								
1	5:21.995	4:19.480	180	28.320	209	34.195	237		4	1:44.463	<b>43.560</b>	200	29.125	149	31.778	243	<b>255</b>
2	1:41.388	45.358	200	26.376	217	29.654	242	240	5	1:43.161	44.248	200	27.551	196	31.362	243	253
3	<b>1:39.104</b>	43.889	<b>203</b>	<b>25.990</b>	<b>218</b>	<b>29.225</b>	<b>243</b>	253	6	1:46.622	43.629	202	26.231	218	36.762		254

<b>36</b>	Martin Ragginger, AUT/ Klaus Bachler, AUT								<b>theoretical besttime: 1:38.674</b>								
1	4:54.954	3:52.904	165	29.804	177	32.246	233		5	1:39.046	<b>43.453</b>	<b>203</b>	26.373	217	29.220	243	256
2	1:43.106	46.253	195	27.032	212	29.821	240	223	6	1:39.017	43.718	202	26.268	<b>218</b>	<b>29.031</b>	243	254
3	1:39.421	43.795	201	26.303	216	29.323	238	250	7	1:47.518	43.523	202	26.363	217	37.632		<b>257</b>
4	<b>1:38.895</b>	43.572	203	<b>26.190</b>	217	29.133	<b>243</b>	251									

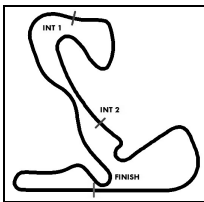
<b>42</b>	Hari Proczyk, AUT/ Bernd Schneider, DEU								<b>theoretical besttime: 1:40.249</b>								
1	6:29.146	5:25.891	163	30.342	192	32.913	232		6	1:56.972	51.810	180	29.876	213	35.286	239	<b>256</b>
2	1:46.052	46.784	195	28.245	203	31.023	238	223	7	1:40.885	44.328	<b>200</b>	26.713	<b>217</b>	29.844	240	254
3	1:44.803	45.209	196	28.585	202	31.009	239	251	8	1:40.844	44.295	199	<b>26.533</b>	217	30.016	238	254
4	1:40.977	44.577	199	26.766	217	<b>29.634</b>	239	254	9	1:56.847	46.777	192	29.865	192	40.205		240
5	<b>1:40.420</b>	<b>44.082</b>	200	26.608	217	29.730	<b>240</b>	254									

<b>66</b>	Andreas Wirth, DEU/ Daniel Keilwitz, DEU								<b>theoretical besttime: 1:50.580</b>								
1	7:58.600	6:53.034	145	32.217	173	33.349	222		3	2:30.263	1:19.959	188	<b>28.969</b>	<b>190</b>	41.335		<b>255</b>
2	<b>1:51.718</b>	<b>50.129</b>	<b>194</b>	30.107	163	<b>31.482</b>	<b>244</b>	203									

<b>69</b>	Diego Alessi, ITA/ Patrick Assenheimer, DEU								<b>theoretical besttime: 1:40.529</b>								
1	7:02.815	5:52.679	136	33.319	159	36.817	203		<b>6</b>	<b>1:40.630</b>	<b>44.025</b>	197	<b>26.624</b>	<b>219</b>	29.981	244	258
2	1:53.220	52.781	152	28.535	214	31.904	241	176	7	1:40.747	44.051	201	26.632	219	30.064	<b>245</b>	<b>259</b>
3	1:47.897	46.234	194	26.936	219	34.727	244	252	8	1:54.239	44.213	201	28.539	167	41.487		258
4	1:49.734	49.863	153	28.605	214	31.266	245	258	9	2:58.498	1:59.540	173	27.713	196	31.245	243	
5	1:40.710	44.065	<b>203</b>	26.765	219	<b>29.880</b>	243	259	10	1:55.609	44.105	203	28.527	169	42.977		257

<b>80</b>	Jens Klingmann, DEU/ Dominik Baumann, AUT								<b>theoretical besttime: 1:39.663</b>								
1	12:57.980	11:56.842	176	29.058	201	32.080	214		<b>4</b>	<b>1:39.698</b>	<b>43.820</b>	199	<b>26.531</b>	<b>214</b>	29.347	<b>240</b>	252
2	1:46.003	48.631	175	27.720	211	29.652	239	154	5	1:46.189	43.868	<b>200</b>	26.608	<b>214</b>	35.713		<b>253</b>
3	1:39.981	44.097	198	26.572	213	<b>29.312</b>	240	252									

<b>88</b>	Albert von Thurn und Taxis, DEU/ Nick Catsburg, NLD								<b>theoretical besttime: 1:40.183</b>								
1	5:23.257	4:20.631	170	28.689	188	33.937	238		<b>6</b>	<b>1:40.459</b>	44.159	<b>200</b>	26.465	<b>218</b>	29.835	241	<b>255</b>
2	1:43.095	45.794	192	27.082	215	30.219	241	246	7	1:41.040	44.137	195	26.704	217	30.199	240	255
3	1:46.069	45.886	165	27.453	210	32.730	242	249	8	1:43.973	45.427	182	27.147	206	31.399	240	229
4	1:40.536	44.403	197	26.453	218	<b>29.680</b>	242	253	9	1:42.214	45.070	187	27.029	213	30.115	<b>242</b>	252
5	1:40.554	<b>44.102</b>	196	<b>26.401</b>	217	30.051	242	255	10	1:51.296	44.687	191	27.265	213	39.344		253



# ADAC GT Masters

## Lap analysis Qualifying 1



Provisional

Reg. Nr.: 0301.15.196

Friday 18.9.2015 17:40

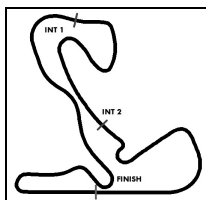
Circuit Zandvoort, Length: 4307 m

Air temperature: 16.8°C

Track temperature: 17.3°C

Weather condition: Dry

Lap	Time	SE1	SP1	SE2	SP2	SE3	SP3	TSP	Lap	Time	SE1	SP1	SE2	SP2	SE3	SP3	TSP
<b>100</b> Daniel Dobitsch, AUT/ Edward Sandström, SWE									<b>theoretical besttime: 1:39.545</b>								
1	13:16.641	12:13.541	176	29.079	203	34.021	234		<b>4</b>	<b>1:39.643</b>	<b>43.852</b>	200	26.502	<b>214</b>	<b>29.289</b>	238	251
2	1:43.007	45.976	197	26.966	213	30.065	240	242	5	1:50.158	44.160	196	26.419	213	39.579		<b>252</b>
3	1:40.177	44.184	<b>202</b>	<b>26.404</b>	213	29.589	<b>241</b>	249									



# ADAC GT Masters

## Vmax list Qualifying 1

Provisional

Reg. Nr.: 0301.15.196

Friday 18.9.2015 17:40



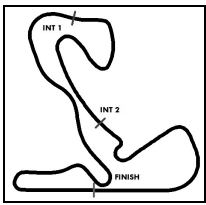
Circuit Zandvoort, Length: 4307 m

Air temperature: 16.8°C

Track temperature: 17.3°C

Weather condition: Dry

Nr	Team, Car, Driver, Nat	Top speed
69	<b>Callaway Competition, Corvette Z06.R GT3</b> Alessi Diego , ITA Assenheimer Patrick , DEU	258,99 km/h
7	<b>Bentley Team HTP, Bentley Continental GT3</b> Stolz Luca , DEU Dillmann Tom , FRA	257,88 km/h
8	<b>Bentley Team HTP, Bentley Continental GT3</b> Hamprecht Fabian , DEU Schmid Clemens , AUT	257,02 km/h
13	<b>RWT-Racing Team, Corvette Z06.R GT3</b> Lips Remo , CHE Barth Sven , DEU	256,96 km/h
21	<b>Team Zakspeed, Mercedes-Benz SLS AMG GT3</b> Asch Sebastian , DEU Ludwig Luca , DEU	256,90 km/h
36	<b>Schütz Motorsport, Porsche 911 GT3 R</b> Ragginger Martin , AUT Bachler Klaus , AUT	256,53 km/h
42	<b>HP Racing, Mercedes-Benz SLS AMG GT3</b> Proczyk Hari , AUT Schneider Bernd , DEU	256,47 km/h
24	<b>kfzteile24 MS RACING, Audi R8 LMS ultra</b> Stoll Florian , DEU Basseng Marc , DEU	256,17 km/h
23	<b>MRS GT Racing, Nissan GT-R Nismo GT3</b> Gassner Marc , DEU Strauss Florian , DEU	255,44 km/h
88	<b>Reiter Engineering, Lamborghini Gallardo R-EX</b> von Thurn und Taxis Albert , DEU Catsburg Nick , NLD	255,14 km/h
66	<b>Callaway Competition, Corvette Z06.R GT3</b> Wirth Andreas , DEU Keilwitz Daniel , DEU	255,02 km/h
25	<b>Reiter Engineering, Lamborghini Gallardo R-EX</b> Enge Tomas , CZE van Lagen Jaap , NLD	254,96 km/h
16	<b>YACO Racing, Audi R8 LMS ultra</b> Frey Rahel , CHE Geipel Philip , DEU	254,48 km/h
80	<b>BMW Sports Trophy Team Schubert, BMW Z4 GT3</b> Klingmann Jens , DEU Baumann Dominik , AUT	253,11 km/h



# ADAC GT Masters

## Vmax list Qualifying 1

Provisional

Reg. Nr.: 0301.15.196

Friday 18.9.2015 17:40



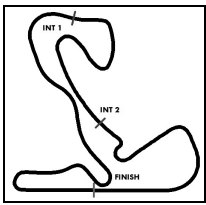
Circuit Zandvoort, Length: 4307 m

Air temperature: 16.8°C

Track temperature: 17.3°C

Weather condition: Dry

Nr	Team, Car, Driver, Nat	Top speed
1	<b>C. Abt Racing, Audi R8 LMS ultra</b> Wackerbauer Stefan , DEU van der Linde Kelvin , ZAF	252,93 km/h
19	<b>BMW Sports Trophy Team Schubert, BMW Z4 GT3</b> Hürtgen Claudia , DEU Alzen Uwe , DEU	251,75 km/h
100	<b>kfzteile24 MS RACING, Audi R8 LMS ultra</b> Dobitsch Daniel , AUT Sandström Edward , SWE	251,63 km/h
3	<b>C. Abt Racing, Audi R8 LMS ultra</b> Weishaupt Andreas , DEU Jöns Christer , DEU	250,99 km/h
2	<b>C. Abt Racing, Audi R8 LMS ultra</b> Pepper Jordan Lee , ZAF Thiim Nicki , DNK	250,06 km/h



# ADAC GT Masters

## Start Grid Race 1

Provisional

Reg. Nr.: 0301.15.196

Saturday 19.9.2015 13:30



Circuit Zandvoort, Length: 4307 m

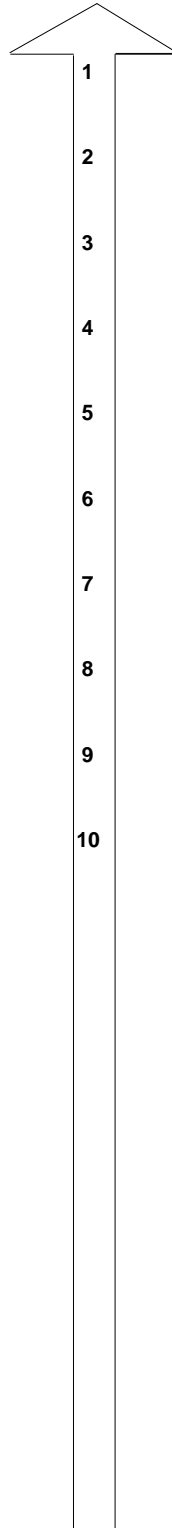
Air temperature: 13.4°C

Track temperature: 13.5°C

Weather condition: Dry

### POLE POSITION

<b>25 Reiter Engineering</b> 1:39.104 Tomas Enge*/ Jaap van Lagen
<b>16 YACO Racing</b> 1:39.293 Rahel Frey*/ Philip Geipel
<b>8 Bentley Team HTP</b> 1:39.564 Fabian Hamprecht*/ Clemens Schmid
<b>100 kfzteile24 MS RACING</b> 1:39.643 Daniel Dobitsch*/ Edward Sandström
<b>1 C. Abt Racing</b> 1:39.748 Stefan Wackerbauer*/ Kelvin van der Linde
<b>19 BMW Sports Trophy Team Schube</b> 1:40.255 Claudia Hürtgen*/ Uwe Alzen
<b>2 C. Abt Racing</b> 1:40.441 Jordan Lee Pepper*/ Nicki Thiim
<b>69 Callaway Competition</b> 1:40.630 Diego Alessi*/ Patrick Assenheimer
<b>13 RWT-Racing Team</b> 1:41.768 Remo Lips*/ Sven Barth



<b>36 Schütz Motorsport</b> 1:38.895 Martin Ragginger*/ Klaus Bachler
<b>21 Team Zakspeed</b> 1:39.252 Sebastian Asch*/ Luca Ludwig
<b>24 kfzteile24 MS RACING</b> 1:39.350 Florian Stoll*/ Marc Basseng
<b>7 Bentley Team HTP</b> 1:39.567 Luca Stolz*/ Tom Dillmann
<b>80 BMW Sports Trophy Team Schube</b> 1:39.698 Jens Klingmann*/ Dominik Baumann
<b>23 MRS GT Racing</b> 1:40.224 Marc Gassner*/ Florian Strauss
<b>42 HP Racing</b> 1:40.420 Hari Proczyk*/ Bernd Schneider
<b>88 Reiter Engineering</b> 1:40.459 Albert von Thurn und Taxis*/ Nick Catsburg
<b>3 C. Abt Racing</b> 1:41.042 Andreas Weishaupt*/ Christer Jöns
<b>66 Callaway Competition</b> 1:51.718 Andreas Wirth*/ Daniel Keilwitz

\* Marks the starting driver

Publications Time:

Clerk of the course:

Time Keeping: