



ADAC GT Masters

Results Free Practice 2



Provisional

Reg. Nr.: 0301.15.196

Friday 18.9.2015 12:05

Circuit Zandvoort, Length: 4307 m

Air temperature: 16.6°C

Track temperature: 24.6°C

Weather condition: Dry

started : 20 classified : 20 not classified : 0

	Drivers	Team	Car	Lap	Best Time	Gap	Diff	Kph	Day Time
1	80 J.Klingmann/D.Baumann	BMW Sports Trophy Team Schubert	BMW Z4 GT3	19	1:39.339			156,1	12:56:22
2	1 S.Wackerbauer/K.van der Linde	C. Abt Racing	Audi R8 LMS ultra	18	1:39.511	0.172	0.172	155,8	12:56:20
3	3 A.Weishaupt(*G*)/C.Jöns	C. Abt Racing	Audi R8 LMS ultra	3	1:39.665	0.326	0.154	155,6	12:19:19
4	24 F.Stoll/M.Basseng	kfzteile24 MS RACING	Audi R8 LMS ultra	10	1:40.010	0.671	0.345	155,0	12:35:04
5	7 L.Stolz/T.Dillmann	Bentley Team HTP	Bentley Continental GT3	22	1:40.063	0.724	0.053	155,0	13:00:09
6	21 S.Asch/L.Ludwig	Team Zakspeed	Mercedes-Benz SLS AMG GT3	6	1:40.125	0.786	0.062	154,9	12:23:47
7	16 R.Frey/P.Geipel	YACO Racing	Audi R8 LMS ultra	3	1:40.203	0.864	0.078	154,7	12:19:16
8	100 D.Dobitsch/E.Sandström	kfzteile24 MS RACING	Audi R8 LMS ultra	9	1:40.205	0.866	0.002	154,7	12:31:14
9	2 J.Pepper/N.Thiim	C. Abt Racing	Audi R8 LMS ultra	9	1:40.238	0.899	0.033	154,7	12:33:03
10	42 H.Proczyk/B.Schneider	HP Racing	Mercedes-Benz SLS AMG GT3	12	1:40.261	0.922	0.023	154,6	12:40:53
11	8 F.Hamprecht/C.Schmid	Bentley Team HTP	Bentley Continental GT3	5	1:40.342	1.003	0.081	154,5	12:23:22
12	25 T.Enge/J.van Lagen	Reiter Engineering	Lamborghini Gallardo R-EX	3	1:40.427	1.088	0.085	154,4	12:18:37
13	36 M.Ragginger/K.Bachler	Schütz Motorsport	Porsche 911 GT3 R	3	1:40.469	1.130	0.042	154,3	12:19:10
14	23 M.Gassner(*G*)/F.Strauss	MRS GT Racing	Nissan GT-R Nismo GT3	13	1:40.504	1.165	0.035	154,3	12:38:31
15	19 C.Hürtgen/U.Alzen	BMW Sports Trophy Team Schubert	BMW Z4 GT3	13	1:40.764	1.425	0.260	153,9	12:57:52
16	66 A.Wirth/D.Keilwitz	Callaway Competition	Corvette Z06.R GT3	11	1:40.881	1.542	0.117	153,7	12:35:40
17	69 D.Alessi/P.Assenheimer	Callaway Competition	Corvette Z06.R GT3	8	1:40.987	1.648	0.106	153,5	12:29:53
18	13 R.Lips(*G*)/S.Barth	RWT-Racing Team	Corvette Z06.R GT3	8	1:41.143	1.804	0.156	153,3	12:29:37
19	88 A.von Thurn und Taxis/N.Catsburg	Reiter Engineering	Lamborghini Gallardo R-EX	10	1:42.149	2.810	1.006	151,8	12:34:39
20	22 D.Jöst(*G*)/F.Scholze(*G*)	MRS GT Racing	Nissan GT-R Nismo GT3	7	1:42.264	2.925	0.115	151,6	12:34:07

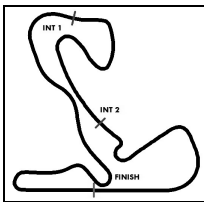
(*G*) marks the gentlemen driver

Subject to final scrutineering!

Publications Time:

Clerk of the course:

Time Keeping:



ADAC GT Masters

Lap analysis Free Practice 2



Provisional

Reg. Nr.: 0301.15.196

Friday 18.9.2015 12:05

Circuit Zandvoort, Length: 4307 m

Air temperature: 16.6°C

Track temperature: 24.8°C

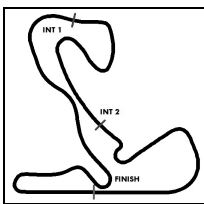
Weather condition: Dry

Lap	Time	SE1	SP1	SE2	SP2	SE3	SP3	TSP	Lap	Time	SE1	SP1	SE2	SP2	SE3	SP3	TSP
1 Stefan Wackerbauer, DEU/ Kelvin van der Linde, ZAF									theoretical besttime: 1:39.402								
1	2:09.895	1:10.439	178	28.566	208	30.890	237		12	1:47.540	44.373	198	27.005	212	36.162		251
2	1:40.960	44.795	195	26.779	212	29.386	240	249	13	2:50.762	1:47.094	178	27.484	212	36.184		
3	1:39.783	43.937	197	26.670	213	29.176	241	251	14	5:59.914	4:57.182	198	27.099	211	35.633		
4	1:40.374	44.061	199	26.791	212	29.522	240	253	15	2:48.937	1:45.903	195	26.947	212	36.087		
5	1:46.401	43.943	200	26.871	211	35.587		250	16	3:05.764	2:04.413	171	29.904	168	31.447	239	
6	4:29.283	3:31.974	194	27.210	211	30.099	237		17	1:41.039	44.492	197	26.853	213	29.694	239	251
7	1:41.042	44.578	197	26.800	212	29.664	235	250	18	1:39.511	43.859	199	26.367	213	29.285	241	251
8	1:41.941	45.470	196	26.852	212	29.619	240	249	19	1:40.056	44.055	199	26.678	211	29.323	240	252
9	1:40.941	44.574	198	26.778	212	29.589	240	252	20	1:46.405	44.012	199	26.882	214	35.511		252
10	1:46.893	44.380	198	26.797	212	35.716		252	21	4:02.931	2:22.270	189	30.412	124	1:10.249		
11	3:09.056	2:11.218	197	27.608	210	30.230	239										

2 Jordan Lee Pepper, ZAF/ Nicki Thiim, DNK									theoretical besttime: 1:40.227								
1	2:18.345	1:10.950	156	29.434	205	37.961			13	1:44.134	45.448	192	28.106	206	30.580	234	246
2	3:01.130	1:52.523	176	29.514	208	39.093			14	1:44.113	45.547	191	27.943	198	30.623	234	247
3	2:44.577	1:47.703	195	27.050	210	29.824	236		15	1:42.886	45.487	192	27.171	211	30.228	235	247
4	1:40.724	44.455	199	26.701	211	29.568	237	247	16	1:42.996	45.204	193	27.538	212	30.254	235	248
5	1:40.455	44.374	198	26.651	211	29.430	238	249	17	1:42.362	45.018	194	27.304	210	30.040	237	248
6	1:40.553	44.206	200	26.698	211	29.649	238	249	18	1:41.965	44.974	196	27.019	212	29.972	237	249
7	1:47.121	44.688	196	26.842	210	35.591		250	19	1:41.867	44.709	196	27.097	211	30.061	237	249
8	3:29.953	2:30.848	198	28.215	144	30.890	238		20	1:56.639	49.161	175	28.979	172	38.499		248
9	1:40.238	44.217	200	26.640	211	29.381	239	250	21	4:07.847	3:10.272	192	27.459	211	30.116	236	
10	1:50.195	44.299	199	28.562	143	37.334		252	22	1:42.441	45.224	194	27.231	211	29.986	235	249
11	4:05.595	3:06.977	188	27.719	209	30.899	233		23	1:54.424	45.215	191	27.263	211	41.946		248
12	1:43.984	46.056	190	27.313	209	30.615	233	246									

3 Andreas Weishaupt, DEU/ Christer Jöns, DEU									theoretical besttime: 1:39.461								
1	2:59.287	2:00.523	184	28.021	209	30.743	235		13	2:49.252	1:51.084	194	27.416	211	30.752	234	
2	1:40.980	44.702	200	26.705	211	29.573	241	245	14	1:43.932	45.686	194	27.680	212	30.566	235	247
3	1:39.665	43.960	200	26.623	212	29.082	240	250	15	1:43.959	45.659	196	27.654	212	30.646	237	249
4	1:40.171	43.756	201	26.807	212	29.608	239	250	16	1:43.318	45.218	197	27.784	212	30.316	236	249
5	1:47.325	44.129	201	26.825	206	36.371		250	17	1:43.483	45.567	196	27.439	211	30.477	238	249
6	2:46.047	1:47.452	191	27.450	211	31.145	234		18	1:43.720	45.599	193	27.436	211	30.685	237	250
7	1:43.544	45.471	197	27.521	211	30.552	237	250	19	1:43.631	45.460	197	27.696	210	30.475	239	248
8	1:43.905	45.443	193	27.706	211	30.756	234	251	20	1:51.575	46.151	192	27.844	211	37.580		252
9	1:42.907	45.487	196	27.363	212	30.057	238	250	21	2:59.686	1:56.648	164	31.477	173	31.561	240	
10	1:42.695	45.287	196	27.175	211	30.233	237	251	22	2:07.474	46.223	187	29.012	128	52.239		235
11	1:43.068	45.131	196	27.557	208	30.380	238	250	23	4:30.740	3:25.398	183	27.302	200	38.040		
12	1:50.606	45.578	197	27.567	211	37.461		251									

7 Luca Stolz, DEU/ Tom Dillmann, FRA									theoretical besttime: 1:39.874								
1	2:20.264	1:13.322	127	31.092	147	35.850	238		13	1:42.090	44.678	200	27.224	213	30.188	242	251
2	1:46.166	45.633	197	27.249	196	33.284	242	246	14	1:41.588	44.527	200	27.236	212	29.825	242	254
3	1:40.698	44.199	203	26.925	214	29.574	244	253	15	1:41.899	44.416	202	27.412	211	30.071	242	252
4	1:47.432	46.350	197	30.737	174	30.345	243	254	16	1:41.480	44.565	204	27.209	213	29.706	242	253
5	1:40.565	44.273	201	26.713	213	29.579	244	255	17	1:47.037	46.886	170	29.241	166	30.910	242	255
6	1:40.948	44.534	202	26.786	213	29.628	244	254	18	1:49.003	44.601	201	27.292	214	37.110		255
7	1:40.745	44.199	201	26.773	213	29.773	244	255	19	5:36.349	4:31.268	164	30.738	189	34.343	218	
8	1:47.728	48.857	176	27.780	191	31.091	243	222	20	1:43.890	46.497	197	27.456	209	29.937	243	222
9	1:40.534	44.250	203	26.742	213	29.542	244	254	21	1:59.137	53.195	83	35.835	190	30.107	243	256
10	1:40.629	44.111	204	26.865	213	29.653	245	256	22	1:40.063	44.070	199	26.678	215	29.315	243	255
11	1:50.129	45.693	188	27.421	204	37.015		256	23	1:42.273	43.881	203	26.754	194	31.638	244	255
12	6:11.460	5:13.509	191	27.549	207	30.402	240		24	2:04.910	45.435	176	28.549	177	50.926		255



ADAC GT Masters

Lap analysis Free Practice 2



Provisional

Reg. Nr.: 0301.15.196

Friday 18.9.2015 12:05

Circuit Zandvoort, Length: 4307 m

Air temperature: 16.6°C

Track temperature: 24.8°C

Weather condition: Dry

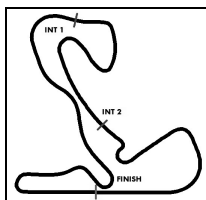
Lap	Time	SE1	SP1	SE2	SP2	SE3	SP3	TSP	Lap	Time	SE1	SP1	SE2	SP2	SE3	SP3	TSP
8 Fabian Hamprecht, DEU/ Clemens Schmid, AUT									theoretical besttime: 1:40.053								
1	3:29.646	2:29.266	170	29.022	197	31.358	235		11	1:47.972	44.258	204	27.254	214	36.460	254	
2	1:48.656	45.711	191	30.948	162	31.997	241	238	12	3:43.451	2:45.138	188	27.957	211	30.356	240	
3	1:40.661	44.290	201	26.880	214	29.491	242	252	13	1:42.052	44.600	201	27.214	214	30.238	241	249
4	1:43.441	44.273	200	27.077	214	32.091	242	255	14	1:41.559	44.286	200	27.142	215	30.131	243	255
5	1:40.342	44.049	201	26.769	215	29.524	243	254	15	1:44.108	44.407	202	27.193	215	32.508	243	255
6	1:50.106	52.936	164	27.379	209	29.791	241	253	16	1:59.712	53.575	168	28.315	174	37.822		256
7	1:47.134	44.281	203	26.830	214	36.023		254	17	7:34.463	6:31.305	163	30.712	170	32.446	234	
8	6:40.689	5:42.572	196	27.144	212	30.973	241		18	1:44.705	47.556	193	27.174	215	29.975	242	216
9	1:40.834	44.288	203	26.940	214	29.606	242	252	19	1:40.438	44.061	203	26.722	215	29.655	242	254
10	1:41.346	44.486	200	27.223	214	29.637	242	255	20	1:54.678	43.877	202	26.685	215	44.116		254

13 Remo Lips, CHE/ Sven Barth, DEU									theoretical besttime: 1:41.044								
1	2:04.457	1:03.913	174	29.094	207	31.450	239		13	1:50.144	44.842	199	27.214	216	38.088		257
2	1:43.393	45.658	195	27.390	218	30.345	242	252	14	3:12.691	2:13.043	193	28.390	215	31.258	241	
3	1:42.213	45.124	199	27.081	219	30.008	242	255	15	1:44.413	45.542	197	27.709	218	31.162	241	255
4	1:43.787	46.200	197	27.320	217	30.267	242	255	16	1:43.509	45.323	199	27.319	219	30.867	241	254
5	1:55.571	47.129	189	28.282	211	40.160		255	17	1:43.376	45.224	197	27.331	220	30.821	243	256
6	4:04.229	3:04.266	177	28.792	209	31.171	240		18	1:43.111	45.158	201	27.377	218	30.576	243	257
7	1:42.777	45.604	197	27.063	217	30.110	243	240	19	1:43.953	45.327	200	27.805	218	30.821	243	257
8	1:41.143	44.502	201	26.795	218	29.846	243	255	20	1:50.505	45.146	202	27.534	220	37.825		255
9	1:41.361	44.526	201	26.867	215	29.968	243	257	21	5:27.634	4:28.668	195	27.866	217	31.100	240	
10	1:42.637	44.518	202	26.813	213	31.306	245	255	22	1:44.165	45.623	199	27.528	218	31.014	242	254
11	1:41.144	44.446	201	26.752	218	29.946	243	258	23	1:43.015	45.366	200	27.106	217	30.543	243	253
12	1:45.349	45.306	186	29.371	206	30.672	244	255	24	1:57.651	44.901	200	27.156	219	45.594		258

16 Rahel Frey, CHE/ Philip Geipel, DEU									theoretical besttime: 1:39.988								
1	2:54.373	1:48.851	125	33.213	153	32.309	233		12	1:50.277	45.068	198	26.980	212	38.229		252
2	1:42.195	45.635	195	26.794	214	29.766	240	245	13	9:25.663	8:24.633	171	29.134	191	31.896	237	
3	1:40.203	44.028	201	26.430	215	29.745	237	250	14	1:46.181	48.000	194	27.186	212	30.995	242	230
4	1:40.334	44.019	199	26.740	214	29.575	238	251	15	1:42.918	44.378	201	26.489	215	32.051	241	254
5	1:40.961	44.513	198	26.640	213	29.808	239	251	16	1:40.613	44.228	201	26.797	215	29.588	242	255
6	1:47.592	44.062	201	26.674	214	36.856		250	17	1:47.572	44.232	199	27.664	118	35.676	240	255
7	5:43.931	4:41.644	154	30.254	160	32.033	237		18	1:44.792	44.232	198	27.485	176	33.075	236	253
8	1:42.102	44.909	196	27.063	214	30.130	240	251	19	1:40.399	44.150	201	26.710	216	29.539	241	252
9	1:41.609	44.600	199	27.082	215	29.927	241	251	20	1:49.134	44.386	200	27.515	197	37.233		253
10	1:41.496	44.857	198	26.813	215	29.826	239	252	21	4:06.682	2:24.157	135	34.713	122	1:07.812		
11	1:50.422	50.534	167	29.554	199	30.334	239	235									

19 Claudia Hürtgen, DEU/ Uwe Alzen, DEU									theoretical besttime: 1:40.701								
1	19:46.755	18:44.421	166	30.391	176	31.943	234		9	1:41.960	44.664	201	27.464	212	29.832	237	252
2	1:45.062	46.821	187	27.792	207	30.449	238	237	10	1:51.343	46.222	196	27.844	211	37.277		251
3	1:41.675	44.616	197	27.230	212	29.829	239	248	11	4:08.386	3:09.243	185	28.309	208	30.834	233	
4	1:41.136	44.509	198	26.853	212	29.774	240	248	12	1:43.633	45.080	195	27.445	207	31.108	239	244
5	1:49.552	44.575	199	26.881	211	38.096		248	13	1:40.764	44.368	186	26.916	212	29.480	236	253
6	3:32.820	2:34.671	193	27.578	209	30.571	238		14	1:45.434	47.011	183	28.754	212	29.669	239	251
7	1:42.335	44.845	199	27.215	210	30.275	239	250	15	2:34.634	1:01.484	120	38.751	128	54.399		252
8	1:47.238	45.501	167	28.977	202	32.760	238	252									

21 Sebastian Asch, DEU/ Luca Ludwig, DEU									theoretical besttime: 1:39.898								
1	2:16.486	1:13.915	146	29.677	176	32.894	236		10	1:41.584	44.370	202	27.267	215	29.947	241	257
2	1:41.765	45.169	197	26.883	217	29.713	241	244	11	1:41.728	45.032	201	26.887	218	29.809	242	257
3	1:40.549	44.135	199	26.902	217	29.512	243	256	12	1:41.272	44.387	202	27.012	218	29.873	241	256
4	1:40.223	43.838	201	26.880	217	29.505	242	258	13	1:41.165	44.416	202	26.915	218	29.834	241	257
5	1:48.184	44.231	183	28.763	161	35.190	241	258	14	1:51.855	46.607	181	28.148	216	37.100		253
6	1:40.125	44.020	200	26.555	218	29.550	241	256	15	4:25.024	3:26.797	196	27.823	210	30.404	241	
7	1:40.210	43.911	201	26.604	218	29.695	241	256	16	1:41.693	44.609	200	27.028	218	30.056	242	255
8	1:46.706	44.062	200	26.658	217	35.986		256	17	1:48.942	44.762	199	27.315	215	36.865		256
9	4:03.987	3:07.268	200	26.904	217	29.815	242		18	7:04.612	5:25.168	109	42.313	104	57.131		



ADAC GT Masters

Lap analysis Free Practice 2



Provisional

Reg. Nr.: 0301.15.196

Friday 18.9.2015 12:05

Circuit Zandvoort, Length: 4307 m

Air temperature: 16.6°C

Track temperature: 24.8°C

Weather condition: Dry

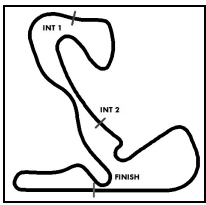
Lap	Time	SE1	SP1	SE2	SP2	SE3	SP3	TSP	Lap	Time	SE1	SP1	SE2	SP2	SE3	SP3	TSP
22 Dominic Jöst, DEU/ Florian Scholze, DEU									theoretical besttime: 1:42.051								
1	2:21.106	1:14.992	167	30.518	155	35.596	213		9	1:42.488	45.076	200	27.377	214	30.035	243	254
2	1:46.995	48.429	195	27.688	211	30.878	239	190	10	2:09.594	56.731	106	33.351	175	39.512		254
3	1:44.882	45.978	197	27.722	209	31.182	238	251	11	15:25.940	14:27.152	184	28.117	213	30.671	239	
4	1:52.879	45.937	199	28.262	211	38.680		251	12	1:43.497	45.536	197	27.814	214	30.147	240	251
5	9:56.594	8:56.057	182	29.028	205	31.509	238		13	1:43.431	45.480	194	27.642	213	30.309	240	252
6	1:42.882	45.539	199	27.030	212	30.313	240	249	14	1:43.331	45.391	194	27.571	215	30.369	240	252
7	1:42.264	45.013	201	27.003	212	30.248	241	253									
8	1:42.352	45.076	201	27.117	213	30.159	242	253									

23 Marc Gassner, DEU/ Florian Strauss, DEU									theoretical besttime: 1:40.232								
1	2:28.665	1:22.250	166	29.792	208	36.623	235		14	1:40.790	44.180	202	26.938	213	29.672	242	255
2	1:45.324	46.468	193	27.914	212	30.942	238	247	15	1:40.635	44.106	201	26.791	214	29.738	238	254
3	1:44.349	45.635	196	27.847	213	30.867	239	251	16	1:50.291	44.881	197	27.847	213	37.563		251
4	1:44.123	45.578	196	27.782	212	30.763	237	251	17	3:51.970	2:53.226	185	28.093	213	30.651	239	
5	1:44.024	45.516	195	27.620	213	30.888	235	250	18	1:42.971	44.865	194	27.589	213	30.517	239	252
6	1:43.916	45.330	198	27.764	212	30.822	239	250	19	1:42.293	44.882	193	27.349	214	30.062	242	254
7	1:51.816	46.346	195	28.016	213	37.454		252	20	1:41.770	44.376	196	27.263	214	30.131	242	254
8	4:00.052	2:55.095	94	32.299	163	32.658	237		21	1:42.407	44.978	196	27.316	213	30.113	242	254
9	1:46.828	45.736	195	27.500	212	33.592	240	249	22	1:41.838	44.565	196	27.175	214	30.098	243	254
10	1:40.686	44.186	202	26.638	214	29.862	242	252	23	1:42.295	44.811	190	27.392	213	30.092	242	255
11	1:40.514	44.049	200	26.826	214	29.639	240	254	24	1:42.104	44.777	195	27.289	215	30.038	243	254
12	1:40.737	44.173	198	26.801	214	29.763	243	254	25	1:41.773	44.423	197	27.211	215	30.139	241	256
13	1:40.504	43.955	201	26.897	215	29.652	243	254	26	2:06.811	44.722	198	27.249	213	54.840		255

24 Florian Stoll, DEU/ Marc Basseng, DEU									theoretical besttime: 1:39.982								
1	2:21.457	1:06.679	150	31.766	166	43.012			11	1:40.270	44.091	201	26.699	214	29.480	245	254
2	2:49.279	1:50.008	182	28.265	210	31.006	235		12	1:40.418	44.140	203	26.728	212	29.550	240	255
3	1:43.740	45.907	192	27.293	210	30.540	238	243	13	1:58.862	45.804	166	30.053	180	43.005		255
4	1:43.685	45.263	196	28.094	214	30.328	239	249	14	4:43.286	3:40.456	195	30.026	157	32.804	237	
5	1:43.700	45.509	195	27.665	214	30.526	236	250	15	1:41.157	44.518	197	26.799	214	29.840	237	251
6	1:43.401	45.357	197	27.514	212	30.530	237	252	16	1:48.964	44.345	199	26.712	214	37.907		255
7	1:50.580	45.477	196	27.577	211	37.526		248	17	10:49.922	9:52.251	191	26.831	214	30.840	240	
8	4:46.986	3:44.129	155	31.330	202	31.527	240		18	1:40.403	44.161	202	26.682	213	29.560	243	251
9	1:41.708	45.188	198	26.765	211	29.755	243	247	19	2:09.095	44.283	201	26.649	212	58.163		254
10	1:40.010	44.119	202	26.577	215	29.314	240	253									

25 Tomas Enge, CZE/ Jaap van Lagen, NLD									theoretical besttime: 1:40.427								
1	2:15.014	1:12.332	162	29.226	171	33.456	237		13	1:40.989	44.380	199	26.808	215	29.801	243	252
2	1:41.681	44.957	197	26.760	207	29.964	241	234	14	1:48.411	44.389	198	26.810	216	37.212		250
3	1:40.427	44.144	198	26.507	214	29.776	243	249	15	6:28.746	5:30.842	194	27.044	213	30.860	239	
4	1:40.701	44.193	199	26.684	215	29.824	242	250	16	1:42.574	44.971	196	27.161	216	30.442	241	250
5	1:42.217	44.887	193	27.031	212	30.299	241	249	17	1:42.565	45.239	197	27.086	216	30.240	241	251
6	1:40.715	44.156	199	26.702	216	29.857	241	250	18	1:41.962	44.813	198	27.046	216	30.103	241	251
7	1:53.133	45.571	193	27.232	189	40.330		248	19	1:42.473	44.828	199	27.155	211	30.490	240	253
8	4:21.875	3:22.750	183	28.327	189	30.798	242		20	1:41.793	44.695	197	27.005	217	30.093	241	252
9	1:41.947	44.526	188	27.179	215	30.242	241	248	21	1:42.021	44.949	198	27.046	218	30.026	241	253
10	1:41.541	44.667	197	26.859	215	30.015	242	250	22	1:42.750	44.978	192	27.157	218	30.615	241	253
11	1:41.193	44.440	198	26.809	216	29.944	242	253	23	1:51.065	46.129	191	27.426	211	37.510		249
12	1:41.247	44.437	198	26.919	216	29.891	240	251									

36 Martin Ragginger, AUT/ Klaus Bachler, AUT									theoretical besttime: 1:40.389								
1	2:47.713	1:48.405	169	28.278	200	31.030	233		10	3:34.973	2:38.181	197	27.013	213	29.779	239	
2	1:42.288	45.641	196	26.837	211	29.810	239	220	11	1:40.985	44.359	198	26.863	212	29.763	239	251
3	1:40.469	44.197	196	26.620	213	29.652	238	248	12	1:40.996	44.378	197	26.851	213	29.767	240	252
4	1:40.524	44.265	196	26.596	213	29.663	238	250	13	1:48.519	44.399	198	26.790	212	37.330		251
5	1:51.120	45.284	193	27.058	209	38.778		247	14	2:45.828	1:48.095	189	27.448	206	30.285	237	
6	5:20.315	4:21.974	192	28.472	208	29.869	237		15	1:41.965	44.963	196	26.907	210	30.095	238	243



ADAC GT Masters

Lap analysis Free Practice 2



Provisional

Reg. Nr.: 0301.15.196

Friday 18.9.2015 12:05

Circuit Zandvoort, Length: 4307 m

Air temperature: 16.6°C

Track temperature: 24.8°C

Weather condition: Dry

Lap	Time	SE1	SP1	SE2	SP2	SE3	SP3	TSP	Lap	Time	SE1	SP1	SE2	SP2	SE3	SP3	TSP
7	1:41.202	44.354	195	27.042	213	29.806	238	247	16	1:41.405	44.644	197	26.742	211	30.019	237	238
8	1:40.661	44.383	199	26.682	214	29.596	240	246	17	1:41.149	44.585	198	26.704	213	29.860	238	248
9	1:48.487	44.546	198	26.876	212	37.065		251	18	1:48.411	44.624	196	27.015	212	36.772		247

42 Hari Proczyk, AUT/ Bernd Schneider, DEU

theoretical besttime: 1:40.094

1	1:59.260	59.395	178	28.405	200	31.460	236		12	1:40.261	44.324	198	26.556	216	29.381	243	255
2	1:43.256	45.903	194	27.185	214	30.168	240	242	13	1:51.381	44.157	198	29.412	141	37.812		256
3	1:42.162	45.170	196	27.094	215	29.898	240	252	14	4:59.713	4:00.217	189	27.648	210	31.848	239	
4	1:49.287	45.073	195	27.261	209	36.953		249	15	1:43.987	46.485	194	27.075	214	30.427	235	251
5	3:49.929	2:51.100	187	28.146	212	30.683	235		16	1:43.092	45.546	195	27.134	215	30.412	237	250
6	1:41.589	44.904	196	26.787	215	29.898	238	250	17	1:43.254	45.621	194	27.171	213	30.462	240	248
7	1:41.168	44.528	200	26.818	215	29.822	241	253	18	1:49.471	45.474	196	27.116	213	36.881		246
8	1:40.964	44.381	200	26.749	217	29.834	242	252	19	3:33.474	2:36.172	180	27.269	214	30.033	240	
9	1:50.340	46.423	193	27.387	203	36.530		242	20	1:41.150	44.584	197	26.804	216	29.762	238	252
10	6:32.168	5:31.837	174	29.048	209	31.283	239		21	1:43.639	45.179	189	28.107	213	30.353	240	253
11	1:42.734	45.847	192	27.230	215	29.657	243	244	22	2:12.448	46.298	188	28.266	166	57.884		253

66 Andreas Wirth, DEU/ Daniel Keilwitz, DEU

theoretical besttime: 1:40.725

1	2:34.360	1:33.123	176	28.921	196	32.316	239		11	1:40.881	44.274	202	26.786	219	29.821	243	256
2	1:44.392	46.426	196	27.340	211	30.626	243	225	12	1:49.013	44.695	200	27.041	215	37.277		258
3	1:43.130	45.293	195	27.478	217	30.359	242	254	13	4:10.038	3:11.216	195	28.659	189	30.163	246	
4	1:50.077	45.144	199	27.510	214	37.423		254	14	1:41.516	44.577	203	26.898	214	30.041	246	251
5	4:37.393	3:36.334	179	28.979	177	32.080	243		15	1:41.535	44.488	201	27.156	215	29.891	246	255
6	1:43.467	46.154	199	27.053	214	30.260	244	229	16	1:49.015	44.785	203	27.273	214	36.957		255
7	1:41.726	44.731	197	26.976	218	30.019	244	252	17	6:17.361	5:20.391	200	26.967	219	30.003	245	
8	1:42.041	45.096	198	26.967	220	29.978	244	252	18	1:41.529	44.593	201	27.029	218	29.907	247	255
9	1:42.081	44.924	199	27.251	216	29.906	244	256	19	1:40.941	44.213	204	27.002	218	29.726	248	257
10	1:41.397	44.425	201	27.031	219	29.941	244	256	20	1:49.097	44.732	195	27.296	214	37.069		258

69 Diego Alessi, ITA/ Patrick Assenheimer, DEU

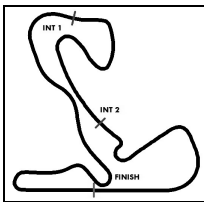
theoretical besttime: 1:40.835

1	2:18.153	1:15.632	168	29.477	184	33.044	235		12	3:34.415	2:35.613	178	27.530	202	31.272	243	
2	1:44.951	46.630	186	27.524	216	30.797	241	241	13	1:41.391	44.318	198	27.091	218	29.982	244	257
3	1:42.904	45.281	188	27.363	217	30.260	242	255	14	2:25.709	44.197	200	1:01.772	118	39.740		258
4	1:42.661	44.829	196	27.291	217	30.541	241	257	15	3:42.989	2:45.415	190	27.262	218	30.312	242	
5	1:50.485	45.283	193	27.298	219	37.904		253	16	1:43.498	45.553	198	27.571	216	30.374	241	253
6	4:10.998	3:08.014	167	30.302	194	32.682	238		17	1:42.584	45.199	199	27.365	217	30.020	243	256
7	1:42.694	45.392	192	26.909	216	30.393	244	247	18	1:42.115	44.785	199	27.439	219	29.891	244	257
8	1:40.987	44.318	196	26.851	218	29.818	242	255	19	1:52.715	46.149	191	27.893	219	38.673		258
9	1:41.674	44.355	201	27.073	218	30.246	243	254	20	5:48.431	4:50.369	191	27.487	218	30.575	243	
10	1:41.563	44.166	200	27.146	218	30.251	242	258	21	1:42.254	45.072	200	27.176	219	30.006	244	254
11	1:48.666	44.708	197	26.886	218	37.072		254	22	2:43.041	1:02.519	120	32.382	127	1:08.140		259

80 Jens Klingmann, DEU/ Dominik Baumann, AUT

theoretical besttime: 1:39.271

1	2:27.666	1:17.852	183	28.556	163	41.258			12	3:20.917	2:23.238	186	27.510	210	30.169	238	
2	2:46.720	1:49.649	190	27.015	210	30.056	235		13	1:41.918	44.424	199	27.440	212	30.054	238	250
3	1:41.452	44.678	194	26.821	213	29.953	240	249	14	1:41.297	44.435	199	27.006	212	29.856	238	252
4	1:41.119	44.485	198	26.954	211	29.680	239	250	15	1:47.529	44.624	198	27.046	212	35.859		251
5	1:40.671	44.357	197	26.693	212	29.621	240	251	16	5:00.725	3:57.438	164	30.390	184	32.897	233	
6	1:40.404	44.127	201	26.594	213	29.683	241	251	17	1:44.131	47.036	181	27.394	209	29.701	242	224
7	1:40.512	44.126	201	26.653	212	29.733	239	251	18	1:39.844	43.912	200	26.612	212	29.320	239	253
8	1:47.947	44.620	200	26.874	212	36.453		253	19	1:39.339	43.790	202	26.418	212	29.131	239	253
9	5:51.194	4:53.871	193	27.234	209	30.089	241		20	1:46.472	43.722	202	26.712	213	36.038		254
10	1:41.627	44.892	198	26.908	212	29.827	238	250	21	3:24.008	2:27.310	191	26.995	212	29.703	241	
11	1:47.397	44.447	198	26.868	212	36.082		251	22	2:17.054	44.359	195	27.684	159	1:05.011		252



ADAC GT Masters

Lap analysis Free Practice 2



Provisional

Reg. Nr.: 0301.15.196

Friday 18.9.2015 12:05

Circuit Zandvoort, Length: 4307 m

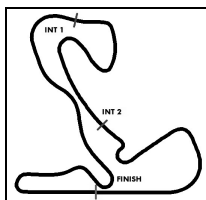
Air temperature: 16.6°C

Track temperature: 24.8°C

Weather condition: Dry

Lap	Time	SE1	SP1	SE2	SP2	SE3	SP3	TSP	Lap	Time	SE1	SP1	SE2	SP2	SE3	SP3	TSP
88 Albert von Thurn und Taxis, DEU/ Nick Catsburg, NLD									theoretical besttime: 1:41.725								
1	2:16.549	1:10.610	137	31.916	146	34.023	215		12	1:43.244	45.546	192	27.245	214	30.453	240	252
2	1:45.579	47.737	183	27.388	211	30.454	239	205	13	1:42.929	44.996	192	27.307	215	30.626	240	253
3	1:42.740	45.219	195	27.148	212	30.373	239	248	14	1:42.982	45.292	189	27.209	215	30.481	239	252
4	1:42.760	45.019	195	27.272	215	30.469	239	249	15	1:55.389	46.197	185	27.815	203	41.377		250
5	1:42.304	45.106	195	27.116	215	30.082	240	251	16	3:34.037	2:35.587	194	27.604	204	30.846	241	
6	1:43.918	45.671	182	27.708	213	30.539	239	251	17	1:42.308	44.745	200	27.196	217	30.367	244	252
7	1:42.534	45.076	189	27.153	214	30.305	241	252	18	1:42.266	44.829	195	27.230	218	30.207	243	253
8	1:51.546	45.329	190	27.458	214	38.759		254	19	1:59.860	46.496	182	29.811	146	43.553		235
9	5:29.705	4:28.909	186	28.519	134	32.277	239		20	4:42.605	3:44.240	191	27.709	215	30.656	242	
10	1:42.149	44.855	192	27.018	215	30.276	240	249	21	1:53.818	44.625	200	27.378	217	41.815		253
11	1:44.494	44.886	190	27.417	216	32.191	239	252									

Lap	Time	SE1	SP1	SE2	SP2	SE3	SP3	TSP	Lap	Time	SE1	SP1	SE2	SP2	SE3	SP3	TSP
100 Daniel Dobitsch, AUT/ Edward Sandström, SWE									theoretical besttime: 1:40.074								
1	2:07.336	1:02.744	156	32.234	145	32.358	233		12	1:40.648	44.098	199	27.029	212	29.521	241	252
2	1:45.422	46.780	192	28.057	183	30.585	238	233	13	1:42.075	45.137	191	27.408	212	29.530	240	252
3	1:42.128	44.966	196	27.262	212	29.900	241	251	14	1:50.503	44.318	198	26.643	212	39.542		251
4	1:42.274	44.916	197	27.312	214	30.046	239	252	15	3:53.373	2:56.434	192	26.949	212	29.990	239	
5	1:54.755	45.125	196	28.177	178	41.453		253	16	1:41.807	44.535	200	27.259	213	30.013	239	251
6	3:51.826	2:50.732	173	29.265	183	31.829	234		17	1:41.151	44.717	199	26.683	214	29.751	241	252
7	1:49.555	49.154	178	28.558	148	31.843	239	231	18	1:41.410	44.707	200	26.850	213	29.853	241	251
8	1:41.208	44.761	194	26.904	213	29.543	241	252	19	1:40.834	44.588	200	26.842	212	29.404	241	253
9	1:40.205	44.029	201	26.757	213	29.419	241	252	20	1:51.284	45.593	140	28.718	209	36.973		251
10	1:49.770	44.077	201	26.641	211	39.052		254	21	4:36.977	3:14.037	195	26.885	212	56.055		
11	7:42.540	6:45.694	195	26.914	210	29.932	239										



ADAC GT Masters

Vmax list Free Practice 2



Provisional

Reg. Nr.: 0301.15.196

Friday 18.9.2015 12:05

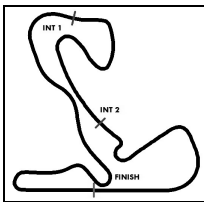
Circuit Zandvoort, Length: 4307 m

Air temperature: 16.7°C

Track temperature: 25.1°C

Weather condition: Dry

Nr	Team, Car, Driver, Nat	Top speed
69	Callaway Competition, Corvette Z06.R GT3 Alessi Diego , ITA Assenheimer Patrick , DEU	258,68 km/h
21	Team Zakspeed, Mercedes-Benz SLS AMG GT3 Asch Sebastian , DEU Ludwig Luca , DEU	257,82 km/h
66	Callaway Competition, Corvette Z06.R GT3 Wirth Andreas , DEU Keilwitz Daniel , DEU	257,57 km/h
13	RWT-Racing Team, Corvette Z06.R GT3 Lips Remo , CHE Barth Sven , DEU	257,57 km/h
7	Bentley Team HTP, Bentley Continental GT3 Stolz Luca , DEU Dillmann Tom , FRA	256,05 km/h
42	HP Racing, Mercedes-Benz SLS AMG GT3 Proczyk Hari , AUT Schneider Bernd , DEU	256,05 km/h
23	MRS GT Racing, Nissan GT-R Nismo GT3 Gassner Marc , DEU Strauss Florian , DEU	255,68 km/h
8	Bentley Team HTP, Bentley Continental GT3 Hamprecht Fabian , DEU Schmid Clemens , AUT	255,50 km/h
24	kfzteile24 MS RACING, Audi R8 LMS ultra Stoll Florian , DEU Basseng Marc , DEU	255,14 km/h
16	YACO Racing, Audi R8 LMS ultra Frey Rahel , CHE Geipel Philip , DEU	255,14 km/h
22	MRS GT Racing, Nissan GT-R Nismo GT3 Jöst Dominic , DEU Scholze Florian , DEU	254,42 km/h
100	kfzteile24 MS RACING, Audi R8 LMS ultra Dobitsch Daniel , AUT Sandström Edward , SWE	253,58 km/h
80	BMW Sports Trophy Team Schubert, BMW Z4 GT3 Klingmann Jens , DEU Baumann Dominik , AUT	253,52 km/h
88	Reiter Engineering, Lamborghini Gallardo R-EX von Thurn und Taxis Albert , DEU Catsburg Nick , NLD	253,52 km/h



ADAC GT Masters

Vmax list Free Practice 2

Provisional

Reg. Nr.: 0301.15.196

Friday 18.9.2015 12:05



Circuit Zandvoort, Length: 4307 m

Air temperature: 16.7°C

Track temperature: 25.1°C

Weather condition: Dry

Nr	Team, Car, Driver, Nat	Top speed
25	Reiter Engineering, Lamborghini Gallardo R-EX Enge Tomas , CZE van Lagen Jaap , NLD	253,28 km/h
19	BMW Sports Trophy Team Schubert, BMW Z4 GT3 Hürtgen Claudia , DEU Alzen Uwe , DEU	252,69 km/h
1	C. Abt Racing, Audi R8 LMS ultra Wackerbauer Stefan , DEU van der Linde Kelvin , ZAF	252,63 km/h
3	C. Abt Racing, Audi R8 LMS ultra Weishaupt Andreas , DEU Jöns Christer , DEU	251,81 km/h
36	Schütz Motorsport, Porsche 911 GT3 R Ragginger Martin , AUT Bachler Klaus , AUT	251,57 km/h
2	C. Abt Racing, Audi R8 LMS ultra Pepper Jordan Lee , ZAF Thiim Nicki , DNK	251,51 km/h