

# ADAC GT Masters

## Results Free Practice 1



Provisional

Reg. Nr.: 0301.15.196

Friday 18.9.2015 08:30

Circuit Zandvoort, Length: 4307 m

Air temperature: 13.2°C

Track temperature: 14.0°C

Weather condition: Dry

started : 20      classified : 20      not classified : 0

	Drivers	Team	Car	Lap	Best Time	Gap	Diff	Kph	Day Time
1	80 J.Klingmann/D.Baumann	BMW Sports Trophy Team Schubert	BMW Z4 GT3	17	<b>1:39.155</b>			156,4	9:19:53
2	25 T.Enge/J.van Lagen	Reiter Engineering	Lamborghini Gallardo R-EX	13	<b>1:39.482</b>	0.327	0.327	155,9	9:04:54
3	88 A.von Thurn und Taxis/N.Catsburg	Reiter Engineering	Lamborghini Gallardo R-EX	4	<b>1:39.586</b>	0.431	0.104	155,7	8:39:14
4	3 A.Weishaupt(*G*)/C.Jöns	C. Abt Racing	Audi R8 LMS ultra	25	<b>1:39.941</b>	0.786	0.355	155,1	9:30:14
5	24 F.Stoll/M.Basseng	kfzteile24 MS RACING	Audi R8 LMS ultra	8	<b>1:40.275</b>	1.120	0.334	154,6	8:48:06
6	100 D.Dobitsch/E.Sandström	kfzteile24 MS RACING	Audi R8 LMS ultra	12	<b>1:40.378</b>	1.223	0.103	154,5	9:04:11
7	21 S.Asch/L.Ludwig	Team Zakspeed	Mercedes-Benz SLS AMG GT3	8	<b>1:40.406</b>	1.251	0.028	154,4	8:47:32
8	16 R.Frey/P.Geipel	YACO Racing	Audi R8 LMS ultra	6	<b>1:40.494</b>	1.339	0.088	154,3	8:42:18
9	66 A.Wirth/D.Keilwitz	Callaway Competition	Corvette Z06.R GT3	9	<b>1:40.613</b>	1.458	0.119	154,1	9:03:16
10	1 S.Wackerbauer/K.van der Linde	C. Abt Racing	Audi R8 LMS ultra	6	<b>1:40.831</b>	1.676	0.218	153,8	8:42:42
11	8 F.Hamprecht/C.Schmid	Bentley Team HTP	Bentley Continental GT3	23	<b>1:41.004</b>	1.849	0.173	153,5	9:29:16
12	36 M.Ragginger/K.Bachler	Schütz Motorsport	Porsche 911 GT3 R	22	<b>1:41.065</b>	1.910	0.061	153,4	9:24:55
13	7 L.Stolz/T.Dillmann	Bentley Team HTP	Bentley Continental GT3	9	<b>1:41.131</b>	1.976	0.066	153,3	8:46:48
14	23 M.Gassner(*G*)/F.Strauss	MRS GT Racing	Nissan GT-R Nismo GT3	9	<b>1:41.220</b>	2.065	0.089	153,2	8:49:59
15	42 H.Proczyk/B.Schneider	HP Racing	Mercedes-Benz SLS AMG GT3	9	<b>1:41.270</b>	2.115	0.050	153,1	9:05:52
16	19 C.Hürtgen/U.Alzen	BMW Sports Trophy Team Schubert	BMW Z4 GT3	5	<b>1:41.304</b>	2.149	0.034	153,1	8:40:44
17	22 D.Jöst(*G*)/F.Scholze(*G*)	MRS GT Racing	Nissan GT-R Nismo GT3	13	<b>1:41.327</b>	2.172	0.023	153,0	9:04:40
18	13 R.Lips(*G*)/S.Barth	RWT-Racing Team	Corvette Z06.R GT3	21	<b>1:41.523</b>	2.368	0.196	152,7	9:28:43
19	69 D.Alessi/P.Assenheimer	Callaway Competition	Corvette Z06.R GT3	12	<b>1:42.250</b>	3.095	0.727	151,6	9:06:32
20	2 J.Pepper/N.Thiim	C. Abt Racing	Audi R8 LMS ultra	2	<b>54:50.951</b>	53:11.79	53:08.70	4,7	9:28:32

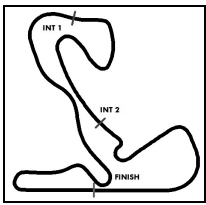
(\*G\*) marks the gentlemen driver

**Subject to final scrutineering!**

Publications Time:

Clerk of the course:

Time Keeping:



# ADAC GT Masters

## Lap analysis Free Practice 1



Provisional

Reg. Nr.: 0301.15.196

Friday 18.9.2015 08:30

Circuit Zandvoort, Length: 4307 m

Air temperature: 13.2°C

Track temperature: 14.0°C

Weather condition: Dry

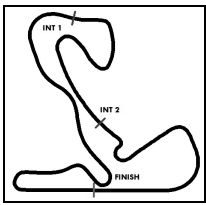
Lap	Time	SE1	SP1	SE2	SP2	SE3	SP3	TSP	Lap	Time	SE1	SP1	SE2	SP2	SE3	SP3	TSP
<b>1 Stefan Wackerbauer, DEU/ Kelvin van der Linde, ZAF</b>									<b>theoretical besttime: 1:40.369</b>								
1	2:47.546	1:31.009	122	33.418	165	43.119			13	1:41.765	44.682	197	27.186	214	29.897	239	250
2	3:06.076	2:06.399	183	27.680	211	31.997	190		14	1:47.803	44.528	<b>198</b>	27.003	214	36.272		250
3	1:45.568	47.821	189	26.976	212	30.771	236	197	15	3:01.098	2:03.579	193	27.396	213	30.123	237	
4	1:41.239	45.139	194	<b>26.422</b>	214	29.678	237	246	16	1:42.419	45.801	196	26.873	214	29.745	238	250
5	1:40.914	44.818	196	26.582	214	<b>29.514</b>	239	250	17	1:41.472	44.637	196	26.808	214	30.027	238	250
6	<b>1:40.831</b>	44.604	196	26.632	214	29.595	239	<b>251</b>	18	1:40.852	44.469	197	26.729	215	29.654	239	251
7	1:48.160	44.748	196	26.710	214	36.702		251	19	1:41.299	44.768	196	26.911	<b>215</b>	29.620	<b>239</b>	251
8	4:20.213	3:23.154	192	27.127	212	29.932	236		20	1:47.723	44.827	197	26.900	214	35.996		251
9	1:41.545	44.859	195	26.952	214	29.734	238	249	21	2:44.637	1:45.412	190	27.890	198	31.335	237	
10	7:32.426	44.720	191	5:56.681	95	51.025		249	22	1:41.827	44.517	197	27.329	215	29.981	236	250
11	11:11.847	10:14.846	193	27.170	212	29.831	237		23	1:48.839	44.743	197	27.313	213	36.783		248
12	1:41.409	<b>44.433</b>	197	27.150	213	29.826	238	248									

<b>2 Jordan Lee Pepper, ZAF/ Nicki Thiim, DNK</b>									<b>theoretical besttime: 1:54.521</b>								
1	3:41.247	1:31.600	117	54.774	65	1:14.873			3	2:10.783	<b>51.384</b>	<b>177</b>	<b>29.391</b>	<b>200</b>	50.008		<b>234</b>
2	<b>54:50.951</b>	53:43.039	124	34.166	192	<b>33.746</b>	<b>224</b>										

<b>3 Andreas Weishaupt, DEU/ Christer Jöns, DEU</b>									<b>theoretical besttime: 1:39.715</b>								
1	2:53.239	1:48.712	158	31.072	173	33.455	231		14	1:49.690	46.874	193	28.173	208	34.643	235	245
2	1:47.242	48.530	192	27.392	194	31.320	237	222	15	1:46.816	47.435	190	27.894	194	31.487	235	245
3	1:42.162	45.576	198	26.700	214	29.886	237	241	16	1:47.967	47.537	192	28.278	196	32.152	232	247
4	1:48.518	44.892	193	<b>26.431</b>	214	37.195		248	17	1:55.382	48.186	183	28.846	205	38.350		241
5	4:11.469	2:56.501	62	44.710	201	30.258	238		18	3:03.119	2:04.425	193	27.658	213	31.036	230	
6	1:40.649	44.641	201	26.506	214	29.502	238	246	19	1:45.674	46.228	194	27.945	211	31.501	235	244
7	1:40.279	44.242	201	26.625	<b>214</b>	29.412	237	250	20	1:46.429	47.109	189	28.108	213	31.212	236	248
8	1:48.860	44.471	200	26.664	<b>214</b>	37.725		250	21	1:45.634	46.486	195	28.321	197	30.827	238	249
9	3:52.247	2:52.304	133	28.136	210	31.807	233		22	1:51.610	46.444	195	27.361	214	37.805		249
10	2:00.068	47.104	186	30.120	167	42.844		247	23	4:47.611	3:38.295	176	37.009	135	32.307	236	
11	7:34.987	6:34.929	174	28.452	202	31.606	236		24	1:40.590	44.431	202	26.626	213	29.533	<b>240</b>	247
12	1:46.989	46.677	191	29.036	192	31.276	226	235	<b>25</b>	<b>1:39.941</b>	<b>43.890</b>	<b>203</b>	26.657	214	<b>29.394</b>	239	<b>252</b>
13	1:47.154	46.841	186	29.389	209	30.924	234	216	26	1:53.600	43.880	201	29.368	193	40.352		251

<b>7 Luca Stolz, DEU/ Tom Dillmann, FRA</b>									<b>theoretical besttime: 1:40.913</b>								
1	2:44.687	1:30.286	122	34.222	138	40.179	153		16	1:50.628	45.925	198	27.323	195	37.380		250
2	2:03.483	58.626	160	30.681	147	34.176	222	144	17	3:54.164	2:54.985	177	28.147	205	31.032	238	
3	1:46.171	48.234	196	27.610	214	30.327	239	208	18	1:44.030	45.827	194	27.616	213	30.587	234	249
4	1:42.240	45.354	200	26.858	214	30.028	241	238	19	1:43.766	46.105	195	27.296	214	30.365	237	247
5	1:41.630	44.869	201	26.918	216	29.843	239	252	20	1:43.429	45.681	197	27.389	213	30.359	238	250
6	1:45.700	46.012	201	27.000	205	32.688	240	<b>255</b>	21	1:42.699	45.344	199	27.290	214	30.065	239	248
7	1:41.957	44.783	201	27.075	211	30.099	241	252	22	1:42.469	45.092	193	27.412	214	29.965	240	251
8	1:41.381	44.881	201	<b>26.701</b>	214	29.799	241	254	23	1:41.998	44.855	198	27.150	214	29.993	240	252
9	<b>1:41.131</b>	44.524	<b>202</b>	26.824	213	29.783	241	253	24	1:42.232	45.047	198	27.320	214	29.865	241	253
10	1:45.704	44.750	201	30.261	189	30.693	240	253	25	1:42.051	44.909	200	27.176	214	29.966	239	245
11	1:55.522	44.904	201	27.002	213	43.616		253	26	1:41.828	44.713	199	27.100	215	30.015	241	252
12	10:37.985	9:33.650	165	32.622	165	31.713	240		27	1:42.261	45.037	198	27.225	215	29.999	240	248
13	1:41.388	44.798	201	26.823	215	<b>29.767</b>	241	253	28	1:42.994	44.929	200	27.410	<b>216</b>	30.655	239	251
14	1:42.822	44.757	181	27.353	215	30.712	<b>242</b>	252	29	1:57.259	45.988	188	29.526	156	41.745		238
15	1:42.122	<b>44.445</b>	201	27.062	214	30.615	238	253									

<b>8 Fabian Hamprecht, DEU/ Clemens Schmid, AUT</b>									<b>theoretical besttime: 1:40.679</b>								
1	2:45.363	1:32.709	124	35.742	145	36.912	167		14	1:41.249	44.450	199	26.894	215	29.905	240	253
2	1:57.046	52.429	155	30.574	169	34.043	231	197	15	1:47.958	44.497	201	27.009	216	36.452		252
3	1:47.388	47.884	186	27.885	183	31.619	235	221	16	3:56.141	2:58.481	195	27.388	210	30.272	240	
4	1:44.370	46.399	176	27.374	209	30.597	240	247	17	1:42.512	45.460	197	27.091	215	29.961	240	253
5	1:41.761	45.130	197	<b>26.728</b>	215	29.903	240	253	18	1:41.991	44.633	198	27.390	214	29.968	240	253
6	1:42.311	45.316	197	26.943	210	30.052	240	254	19	1:41.312	44.391	202	26.986	214	29.935	241	254
7	1:41.317	44.380	199	26.833	214	30.104	241	253	20	1:48.961	44.668	202	27.025	216	37.268		<b>254</b>
8	1:41.562	44.503	200	26.874	216	30.185	235	254	21	7:16.525	6:19.757	200	27.110	215	<b>29.658</b>	241	



# ADAC GT Masters

## Lap analysis Free Practice 1



Provisional

Reg. Nr.: 0301.15.196

Friday 18.9.2015 08:30

Circuit Zandvoort, Length: 4307 m

Air temperature: 13.2°C

Track temperature: 14.0°C

Weather condition: Dry

Lap	Time	SE1	SP1	SE2	SP2	SE3	SP3	TSP	Lap	Time	SE1	SP1	SE2	SP2	SE3	SP3	TSP
9	1:46.264	48.889	190	27.168	212	30.207	239	248	22	1:41.252	44.406	200	27.150	216	29.696	<b>241</b>	254
10	1:48.349	44.664	198	27.135	214	36.550		252	<b>23</b>	<b>1:41.004</b>	<b>44.293</b>	202	27.048	215	29.663	239	254
11	12:18.616	11:18.493	189	27.360	216	32.763	240		24	1:41.541	44.548	<b>203</b>	27.103	215	29.890	239	252
12	1:41.373	44.699	198	26.959	<b>216</b>	29.715	241	254	25	1:49.819	44.723	201	27.281	214	37.815		252
13	1:41.831	44.920	198	26.983	215	29.928	241	254									

### 13 Remo Lips, CHE/ Sven Barth, DEU

theoretical besttime: 1:41.419

1	2:53.342	1:41.786	155	34.202	161	37.354	190		12	1:41.853	44.726	201	27.051	221	30.076	241	250
2	1:57.520	54.319	177	29.646	198	33.555	236	171	13	1:42.457	44.908	200	26.938	214	30.611	<b>243</b>	251
3	1:51.380	50.094	187	29.105	212	32.181	238	220	14	1:42.963	45.348	200	27.242	214	30.373	242	254
4	1:52.830	49.757	156	29.627	164	33.446	225	239	15	1:50.980	45.847	195	27.458	220	37.675		254
5	2:00.662	50.352	158	28.843	189	41.467		205	16	8:28.386	7:30.785	192	27.556	217	30.045	240	
6	5:37.999	4:38.833	190	27.812	213	31.354	240		17	1:41.655	44.713	199	<b>26.912</b>	220	30.030	242	255
7	1:51.961	46.283	195	27.413	218	38.265		252	18	1:41.949	44.772	199	27.044	220	30.133	241	254
8	4:54.574	3:45.893	182	29.089	208	39.592			19	1:41.713	44.725	202	27.026	220	<b>29.962</b>	242	252
9	8:21.961	7:22.810	185	27.689	219	31.462	241		20	1:42.738	45.040	200	27.046	219	30.652	241	256
10	1:42.315	45.086	197	27.007	220	30.222	241	245	<b>21</b>	<b>1:41.523</b>	<b>44.545</b>	<b>202</b>	26.951	<b>221</b>	30.027	242	<b>256</b>
11	1:42.234	45.102	193	27.022	221	30.110	241	254	22	1:55.939	45.411	199	28.196	215	42.332		255

### 16 Rahel Frey, CHE/ Philip Geipel, DEU

theoretical besttime: 1:40.494

1	3:42.724	2:31.156	120	35.853	121	35.715	226		15	1:52.147	46.879	155	32.088	163	33.180	238	249
2	1:49.250	50.679	187	27.530	216	31.041	232	167	16	1:52.820	45.669	195	27.357	212	39.794		251
3	1:43.421	46.265	195	26.769	213	30.387	236	239	17	5:07.530	4:04.163	192	31.596	124	31.771	237	
4	1:41.855	45.068	199	26.696	215	30.091	237	245	18	1:42.492	45.326	194	26.895	217	30.271	240	245
5	1:40.908	44.767	199	26.574	216	29.567	239	247	19	1:42.364	45.144	198	26.906	215	30.314	238	247
<b>6</b>	<b>1:40.494</b>	<b>44.435</b>	<b>200</b>	<b>26.564</b>	<b>215</b>	<b>29.495</b>	<b>238</b>	<b>247</b>	20	1:42.448	45.021	195	27.127	216	30.300	239	249
7	1:48.173	44.712	200	26.747	214	36.714		250	21	1:42.355	45.146	195	27.130	215	30.079	240	<b>253</b>
8	5:03.121	4:05.618	163	27.886	214	29.617	238		22	1:41.613	44.626	<b>202</b>	26.813	216	30.174	<b>240</b>	250
9	1:40.902	44.546	200	26.734	215	29.622	239	249	23	1:41.910	44.825	199	26.984	215	30.101	240	250
10	1:54.117	44.459	194	27.333	215	42.325		248	24	1:42.106	44.736	200	27.152	<b>218</b>	30.218	237	251
11	8:25.234	7:25.256	177	28.145	198	31.833	232		25	1:41.603	44.592	200	26.856	217	30.155	238	248
12	1:43.657	46.104	197	27.138	216	30.415	237	248	26	1:42.894	44.928	198	27.038	217	30.928	234	251
13	1:43.383	45.374	194	27.388	215	30.621	239	246	27	1:54.302	46.847	178	27.487	194	39.968		226
14	1:43.295	45.524	195	27.165	217	30.606	238	252									

### 19 Claudia Hürtgen, DEU/ Uwe Alzen, DEU

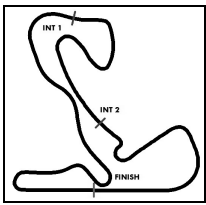
theoretical besttime: 1:41.013

1	3:47.938	2:41.637	151	32.070	168	34.231	225		15	1:48.959	<b>44.460</b>	198	27.255	211	37.244		248
2	1:48.977	49.645	180	28.173	205	31.159	236	202	16	3:44.051	2:34.924	190	31.953	124	37.174	236	
3	1:44.346	46.951	195	26.900	213	30.495	236	243	17	1:44.419	46.444	187	27.507	213	30.468	237	240
4	1:41.552	44.995	196	<b>26.749</b>	214	29.808	238	247	18	1:43.553	46.004	193	27.266	214	30.283	236	248
5	<b>1:41.304</b>	44.658	195	26.842	214	<b>29.804</b>	238	248	19	1:42.329	45.231	199	27.089	213	30.009	238	250
6	1:41.589	44.954	196	26.797	214	29.838	237	248	20	1:42.553	45.470	200	27.067	214	30.016	238	252
7	1:41.477	44.682	196	26.897	214	29.898	238	247	21	1:42.211	45.106	<b>200</b>	27.015	213	30.090	236	<b>253</b>
8	1:51.576	45.854	195	27.092	198	38.630		246	22	1:42.293	45.172	199	27.175	214	29.946	237	250
9	4:23.174	3:24.701	196	27.222	207	31.251	236		23	1:55.316	46.400	181	29.170	176	39.746		251
10	1:41.943	44.861	194	27.095	211	29.987	237	248	24	4:12.157	3:14.145	198	27.151	<b>215</b>	30.861	238	
11	1:57.142	48.374	176	28.174	189	40.594		217	25	1:42.307	45.221	198	26.991	215	30.095	237	250
12	7:01.738	6:02.410	166	29.076	212	30.252	236		26	1:42.433	45.290	199	27.009	214	30.134	237	250
13	1:42.182	44.970	197	27.245	213	29.967	238	249	27	1:50.137	45.172	199	27.190	213	37.775		251
14	1:42.382	44.853	197	27.146	209	30.383	<b>239</b>	248									

### 21 Sebastian Asch, DEU/ Luca Ludwig, DEU

theoretical besttime: 1:40.406

1	3:19.363	2:09.744	121	33.101	172	36.518	196		14	1:49.118	44.432	201	26.968	216	37.718		255
2	1:51.931	51.873	171	28.377	205	31.681	237	188	15	2:51.714	1:54.259	196	27.169	219	30.286	239	
3	1:42.431	45.721	195	26.748	216	29.962	240	241	16	1:42.196	44.886	197	27.106	218	30.204	241	253
4	1:41.166	44.423	201	26.867	219	29.876	238	254	17	1:41.822	44.403	198	27.243	218	30.176	241	256
5	1:41.346	44.666	202	26.852	216	29.828	241	254	18	1:41.306	44.618	199	26.905	219	29.783	241	256
6	1:50.329	45.269	193	27.315	213	37.745		256	19	1:41.155	44.329	200	27.000	218	29.826	241	256
7	3:45.026	2:48.082	197	26.831	214	30.113	241		20	1:47.744	44.519	200	27.137	<b>219</b>	36.088		256
8	<b>1:40.406</b>	<b>44.167</b>	201	<b>26.607</b>	218	<b>29.632</b>	240	255	21	4:35.216	3:37.986	197	27.172	217	30.058	239	



# ADAC GT Masters

## Lap analysis Free Practice 1



Provisional

Reg. Nr.: 0301.15.196

Friday 18.9.2015 08:30

Circuit Zandvoort, Length: 4307 m

Air temperature: 13.2°C

Track temperature: 14.0°C

Weather condition: Dry

Lap	Time	SE1	SP1	SE2	SP2	SE3	SP3	TSP	Lap	Time	SE1	SP1	SE2	SP2	SE3	SP3	TSP
9	1:48.857	44.309	<b>202</b>	27.279	216	37.269		255	22	1:42.012	44.912	199	27.175	218	29.925	240	254
10	4:17.472	3:06.439	151	30.771	155	40.262			23	1:41.586	44.432	200	27.170	219	29.984	240	256
11	7:27.480	6:26.014	172	30.199	156	31.267	240		24	1:41.696	44.538	199	27.236	219	29.922	<b>242</b>	256
12	1:41.154	44.352	202	26.807	218	29.995	241	255	25	1:49.136	45.092	197	27.366	219	36.678		<b>257</b>
13	1:41.773	44.535	202	26.983	218	30.255	240	254									

### 22 Dominic Jöst, DEU/ Florian Scholze, DEU

theoretical besttime: 1:40.760

1	3:08.486	1:52.638	165	31.614	186	44.234			15	1:45.012	47.448	196	27.367	213	30.197	245	242
2	4:08.703	3:01.866	190	28.177	203	38.660			16	1:42.179	45.266	195	27.039	215	29.874	244	254
3	2:49.789	1:51.238	196	27.321	218	31.230	240		17	1:41.467	44.733	203	26.864	216	29.870	243	254
4	1:45.269	47.376	191	27.405	215	30.488	242	247	18	1:43.192	44.852	203	27.104	<b>220</b>	31.236	244	257
5	1:43.365	45.440	199	27.431	218	30.494	242	250	19	1:49.309	44.954	<b>203</b>	27.031	216	37.324		257
6	1:43.020	45.681	197	26.839	219	30.500	242	253	20	4:16.480	3:13.886	185	30.421	208	32.173	237	
7	1:44.141	45.364	199	27.149	219	31.628	242	256	21	1:48.014	48.129	193	28.453	216	31.432	238	232
8	1:43.442	45.472	199	27.229	217	30.741	240	255	22	1:45.668	47.114	193	27.572	218	30.982	237	239
9	1:42.945	45.434	199	26.951	216	30.560	243	255	23	1:45.711	47.186	192	27.675	217	30.850	239	244
10	1:55.478	48.884	193	28.096	217	38.498		254	24	1:44.518	46.161	194	27.528	219	30.829	237	249
11	8:49.619	7:49.810	185	28.644	203	31.165	240		25	1:48.720	48.751	190	28.532	143	31.437	239	248
12	1:44.856	45.431	200	27.096	213	32.329	244	254	26	1:54.114	53.663	163	28.518	218	31.933	237	247
13	<b>1:41.327</b>	44.747	188	26.929	215	<b>29.651</b>	<b>246</b>	248	27	1:55.710	47.548	187	27.860	218	40.302		233
14	1:42.030	<b>44.414</b>	201	<b>26.695</b>	215	30.921	244	<b>259</b>									

### 23 Marc Gassner, DEU/ Florian Strauss, DEU

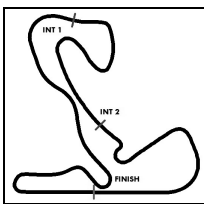
theoretical besttime: 1:40.890

1	3:30.115	2:11.205	115	34.051	159	44.859			16	1:46.610	45.616	182	30.147	199	30.847	243	<b>259</b>
2	3:29.952	2:20.932	158	29.512	192	39.508			17	1:42.705	44.953	188	27.547	219	30.205	245	256
3	2:47.816	1:48.921	185	27.733	210	31.162	240		18	1:42.158	44.629	194	27.157	201	30.372	244	255
4	1:43.077	45.827	199	26.838	215	30.412	241	244	19	1:42.386	44.560	192	27.257	216	30.569	242	257
5	1:41.943	44.767	201	<b>26.813</b>	218	30.363	243	255	20	1:42.427	44.750	193	27.542	219	30.135	<b>246</b>	256
6	1:41.947	44.396	203	26.844	220	30.707	243	255	21	1:52.848	45.277	183	28.511	195	39.060		<b>259</b>
7	1:41.409	44.528	201	26.955	219	29.926	243	256	22	2:45.514	1:47.596	201	27.554	216	30.364	242	
8	1:41.939	44.740	199	27.195	217	30.004	243	256	23	1:41.843	44.681	202	27.345	218	29.817	244	253
9	<b>1:41.220</b>	<b>44.267</b>	203	27.143	219	<b>29.810</b>	244	256	24	1:42.032	44.713	203	27.308	218	30.011	244	257
10	1:41.730	44.472	201	27.207	219	30.051	242	255	25	1:42.297	44.621	201	27.499	219	30.177	245	256
11	1:58.557	47.023	139	31.052	171	40.482		255	26	1:45.466	46.041	195	27.671	218	31.754	242	238
12	7:33.612	6:33.495	182	28.767	212	31.350	243		27	1:42.997	45.123	195	27.704	217	30.170	242	256
13	1:43.581	45.357	193	27.644	217	30.580	243	256	28	1:41.818	44.594	<b>204</b>	27.185	219	30.039	243	256
14	1:42.222	44.643	193	27.325	217	30.254	245	255	29	1:41.758	44.596	202	27.222	<b>220</b>	29.940	243	256
15	1:42.913	44.551	193	27.470	219	30.892	245	259									

### 24 Florian Stoll, DEU/ Marc Basseng, DEU

theoretical besttime: 1:40.025

1	2:27.668	1:18.657	136	33.504	168	35.507	207		15	3:27.093	2:28.601	180	27.713	207	30.779	240	
2	1:57.309	51.717	157	31.088	173	34.504	237	187	16	1:42.869	45.748	198	26.938	216	30.183	241	245
3	1:43.051	46.437	196	26.770	216	29.844	241	222	17	1:42.810	45.415	194	27.253	212	30.142	239	246
4	1:40.986	45.021	<b>202</b>	<b>26.384</b>	218	29.581	<b>244</b>	246	18	1:42.653	45.327	194	26.901	215	30.425	239	245
5	1:51.970	45.136	198	27.368	216	39.466		248	19	1:41.935	45.226	200	26.778	214	29.931	243	250
6	5:04.299	4:07.682	195	26.810	215	29.807	239		20	1:43.744	46.071	194	27.024	216	30.649	242	251
7	1:40.453	44.515	202	26.391	<b>219</b>	29.547	242	246	21	1:41.525	44.724	201	26.844	213	29.957	242	249
8	<b>1:40.275</b>	44.366	201	26.512	216	<b>29.397</b>	242	249	22	1:41.381	44.564	201	26.935	214	29.882	240	251
9	1:40.426	<b>44.244</b>	197	26.397	218	29.785	240	252	23	1:41.290	44.561	199	26.770	216	29.959	241	252
10	1:51.963	44.443	201	27.175	211	40.345		250	24	1:41.713	44.622	202	26.968	216	30.123	240	255
11	9:13.792	8:13.732	193	27.366	209	32.694	241		25	1:41.568	44.813	199	26.969	215	29.786	243	253
12	1:40.428	44.385	196	26.527	215	29.516	243	254	26	1:46.446	45.042	195	27.539	202	33.865	240	<b>255</b>
13	1:40.582	44.324	198	26.623	217	29.635	240	254	27	1:42.338	44.942	198	27.227	216	30.169	241	253
14	1:49.015	44.270	195	26.997	215	37.748		253	28	1:51.660	44.799	200	28.487	165	38.374		254



# ADAC GT Masters

## Lap analysis Free Practice 1



Provisional

Reg. Nr.: 0301.15.196

Friday 18.9.2015 08:30

Circuit Zandvoort, Length: 4307 m

Air temperature: 13.2°C

Track temperature: 14.0°C

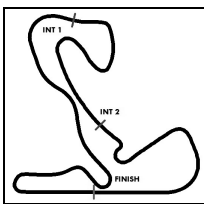
Weather condition: Dry

Lap	Time	SE1	SP1	SE2	SP2	SE3	SP3	TSP	Lap	Time	SE1	SP1	SE2	SP2	SE3	SP3	TSP
<b>25</b> Tomas Enge, CZE/ Jaap van Lagen, NLD									<b>theoretical besttime: 1:39.177</b>								
1	2:23.849	1:17.461	139	31.476	154	34.912	228		15	4:06.444	3:07.674	166	27.566	209	31.204	241	
2	1:52.049	52.027	172	28.342	191	31.680	235	189	16	1:41.467	45.362	188	26.501	217	29.604	241	226
3	1:45.913	48.092	183	27.001	218	30.820	237	220	17	1:40.611	44.491	190	26.616	217	29.504	<b>242</b>	238
4	1:42.078	45.570	189	26.486	219	30.022	240	241	18	1:41.232	44.852	197	26.620	214	29.760	241	241
5	1:42.042	45.276	192	26.508	218	30.258	241	252	19	1:41.587	44.794	195	26.469	214	30.324	241	235
6	1:41.517	45.042	197	26.559	216	29.916	240	243	20	1:41.948	45.388	164	26.853	217	29.707	238	243
7	1:50.974	45.835	181	27.311	207	37.828		250	21	1:41.779	44.628	198	26.783	194	30.368	241	239
8	4:00.913	3:02.583	185	26.793	214	31.537	239		22	1:40.989	44.590	196	26.613	217	29.786	241	242
9	1:42.436	44.847	195	26.928	184	30.661	239	248	23	1:40.991	44.339	196	26.785	218	29.867	241	246
10	1:49.688	44.786	198	26.812	218	38.090		249	24	1:41.476	44.937	194	26.735	218	29.804	242	244
11	10:59.054	9:54.875	153	30.875	184	33.304	232		25	1:42.151	44.923	196	27.164	211	30.064	240	242
12	1:44.348	47.493	190	26.849	217	30.006	241	223	26	1:41.875	44.892	195	26.909	214	30.074	240	243
13	<b>1:39.482</b>	44.118	202	<b>26.023</b>	218	<b>29.341</b>	240	250	27	1:41.427	44.765	192	26.862	217	29.800	242	245
14	1:46.810	<b>43.813</b>	<b>202</b>	26.322	<b>220</b>	36.675		<b>253</b>	28	1:49.498	45.178	191	27.091	213	37.229		242

Lap	Time	SE1	SP1	SE2	SP2	SE3	SP3	TSP	Lap	Time	SE1	SP1	SE2	SP2	SE3	SP3	TSP
<b>36</b> Martin Ragginger, AUT/ Klaus Bachler, AUT									<b>theoretical besttime: 1:40.642</b>								
1	4:28.385	3:18.114	153	33.889	156	36.382	211		13	1:41.414	44.839	198	26.790	207	29.785	238	238
2	1:54.293	52.746	171	28.471	188	33.076	221	163	14	1:41.140	<b>44.414</b>	198	26.951	210	29.775	237	244
3	1:46.330	48.016	188	27.207	203	31.107	231	194	15	1:48.248	45.063	196	26.886	209	36.299		243
4	1:43.069	46.211	191	26.679	211	30.179	234	218	16	3:18.018	2:20.217	184	27.187	209	30.614	237	
5	1:41.524	45.228	198	26.628	212	29.668	237	239	17	1:43.346	45.815	191	27.147	214	30.384	237	230
6	1:41.179	44.951	199	<b>26.588</b>	213	<b>29.640</b>	238	249	18	1:42.184	45.374	195	26.858	213	29.952	<b>240</b>	244
7	1:51.715	44.489	197	27.815	207	39.411		245	19	1:42.848	45.738	194	27.124	215	29.986	239	244
8	8:15.058	7:03.737	179	30.157	156	41.164			20	1:41.660	44.886	196	26.842	214	29.932	239	242
9	7:46.722	6:47.551	187	27.741	180	31.430	235		21	1:41.257	44.545	198	26.860	<b>215</b>	29.852	239	250
10	1:41.556	45.059	196	26.712	211	29.785	237	240	<b>22</b>	<b>1:41.065</b>	44.551	<b>200</b>	26.806	215	29.708	239	248
11	1:42.540	44.742	196	27.534	203	30.264	238	244	23	1:41.987	45.133	195	26.938	213	29.916	239	250
12	1:41.940	44.647	198	27.023	210	30.270	238	239	24	1:54.543	46.362	158	27.954	195	40.227		<b>251</b>

Lap	Time	SE1	SP1	SE2	SP2	SE3	SP3	TSP	Lap	Time	SE1	SP1	SE2	SP2	SE3	SP3	TSP
<b>42</b> Hari Proczyk, AUT/ Bernd Schneider, DEU									<b>theoretical besttime: 1:41.270</b>								
1	15:27.176	14:24.392	165	30.131	184	32.653	234		12	1:45.353	47.146	189	27.361	212	30.846	234	242
2	1:45.294	47.555	189	27.237	210	30.502	239	222	13	1:54.336	47.566	190	27.338	205	39.432		211
3	1:42.256	45.384	196	26.943	214	29.929	237	248	14	4:49.196	3:48.938	188	29.485	216	30.773	235	
4	1:41.725	44.913	<b>198</b>	26.975	215	29.837	<b>240</b>	249	15	1:46.448	47.550	190	27.375	199	31.523	233	243
5	1:50.450	45.072	193	27.736	210	37.642		248	16	1:44.524	46.259	191	27.357	207	30.908	234	242
6	8:20.374	7:22.665	196	27.443	212	30.266	237		17	1:43.468	45.832	194	27.147	215	30.489	235	245
7	1:41.974	45.107	196	27.017	214	29.850	238	243	18	1:43.053	45.664	193	27.026	215	30.363	236	238
8	1:41.675	44.884	196	26.890	<b>217</b>	29.901	237	249	19	1:43.235	45.776	191	27.163	213	30.296	236	245
9	<b>1:41.270</b>	<b>44.640</b>	197	<b>26.886</b>	216	<b>29.744</b>	<b>240</b>	252	20	1:43.170	45.456	195	27.206	215	30.508	234	239
10	1:49.337	44.718	196	26.961	208	37.658		<b>253</b>	21	1:52.059	47.003	189	27.359	212	37.697		240
11	4:09.197	3:05.874	148	31.544	193	31.779	233										

Lap	Time	SE1	SP1	SE2	SP2	SE3	SP3	TSP	Lap	Time	SE1	SP1	SE2	SP2	SE3	SP3	TSP
<b>66</b> Andreas Wirth, DEU/ Daniel Keilwitz, DEU									<b>theoretical besttime: 1:40.516</b>								
1	3:41.364	2:33.734	125	32.989	174	34.641	229		12	1:41.194	44.470	<b>202</b>	26.863	219	29.861	246	<b>258</b>
2	1:53.372	52.855	158	28.922	209	31.595	240	208	13	1:47.981	44.284	201	26.872	218	36.825		258
3	1:51.398	47.112	187	27.075	218	37.211		226	14	3:43.423	2:43.741	188	27.859	195	31.823	242	
4	9:55.943	8:59.068	192	26.955	210	29.920	242		15	1:45.176	46.298	197	28.062	211	30.816	242	241
5	1:41.263	44.431	200	26.722	217	30.110	243	253	16	1:51.412	45.161	200	27.723	187	38.528		251
6	1:40.985	44.395	199	<b>26.683</b>	217	29.907	242	254	17	2:58.360	1:58.456	195	27.510	212	32.394	242	
7	1:52.763	45.485	177	27.991	195	39.287		257	18	1:47.093	45.844	195	28.727	180	32.522	243	250
8	8:59.230	7:55.394	199	32.344	128	31.492	243		19	1:44.113	45.703	196	27.661	217	30.749	242	240
9	<b>1:40.613</b>	44.147	202	26.724	219	<b>29.742</b>	<b>247</b>	257	20	1:43.203	45.589	195	27.205	217	30.409	243	251
10	1:48.888	<b>44.091</b>	200	26.878	<b>219</b>	37.919		257	21	1:43.198	45.159	195	27.320	215	30.719	241	249
11	5:49.238	4:50.035	201	26.770	216	32.433	246										



# ADAC GT Masters

## Lap analysis Free Practice 1



Provisional

Reg. Nr.: 0301.15.196

Friday 18.9.2015 08:30

Circuit Zandvoort, Length: 4307 m

Air temperature: 13.2°C

Track temperature: 14.0°C

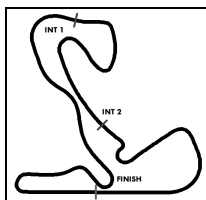
Weather condition: Dry

Lap	Time	SE1	SP1	SE2	SP2	SE3	SP3	TSP	Lap	Time	SE1	SP1	SE2	SP2	SE3	SP3	TSP
<b>69</b> Diego Alessi, ITA/ Patrick Assenheimer, DEU									<b>theoretical besttime: 1:41.855</b>								
1	4:05.401	2:57.491	137	32.743	148	35.167	232		13	1:42.818	45.148	197	27.347	220	30.323	241	251
2	1:51.074	50.629	173	29.047	213	31.398	240	195	14	1:50.933	44.963	<b>201</b>	27.216	217	38.754		255
3	1:44.736	47.232	188	<b>27.104</b>	220	30.400	242	220	15	3:25.163	2:26.203	174	27.764	219	31.196	242	
4	1:44.453	46.386	194	27.223	218	30.844	242	251	16	1:44.018	45.532	197	27.600	218	30.886	241	249
5	1:52.789	46.899	187	27.306	216	38.584		197	17	1:43.004	45.257	198	27.242	<b>220</b>	30.505	243	254
6	3:52.050	2:54.150	188	27.409	214	30.491	241		18	1:42.709	<b>44.761</b>	196	27.206	219	30.742	243	255
7	1:42.880	45.733	195	27.110	217	30.037	241	252	19	1:51.584	45.271	196	27.511	206	38.802		254
8	1:43.104	45.400	194	27.640	219	30.064	242	249	20	4:28.202	3:29.388	193	27.218	211	31.596	<b>243</b>	
9	1:43.017	45.419	200	27.421	220	30.177	240	252	21	1:42.836	44.897	194	27.417	220	30.522	241	<b>257</b>
10	1:50.232	45.178	198	27.628	218	37.426		250	22	1:42.921	44.921	197	27.542	217	30.458	241	254
11	12:40.238	11:42.727	193	27.334	218	30.177	241		23	1:44.077	45.296	195	27.481	220	31.300	240	253
12	<b>1:42.250</b>	45.003	201	27.257	220	<b>29.990</b>	242	253	24	1:55.442	45.743	187	27.279	219	42.420		250

<b>80</b> Jens Klingmann, DEU/ Dominik Baumann, AUT									<b>theoretical besttime: 1:39.155</b>								
1	3:46.081	2:33.845	145	31.608	167	40.628			12	1:41.337	44.264	200	27.252	215	29.821	237	249
2	2:44.343	1:47.054	191	27.056	212	30.233	238		13	1:42.022	44.567	198	27.168	213	30.287	236	251
3	1:42.052	45.431	190	26.755	213	29.866	237	242	14	1:48.491	44.661	199	26.966	213	36.864		250
4	1:40.972	44.554	196	26.704	213	29.714	240	248	15	7:26.239	6:21.553	145	32.870	199	31.816	233	
5	1:41.243	44.587	197	26.832	214	29.824	236	249	16	1:42.276	45.079	197	26.670	213	30.527	239	244
6	1:41.123	44.521	197	26.940	213	29.662	238	249	<b>17</b>	<b>1:39.155</b>	<b>43.590</b>	<b>201</b>	<b>26.339</b>	<b>216</b>	<b>29.226</b>	<b>240</b>	<b>250</b>
7	1:48.566	44.516	198	27.301	212	36.749		251	18	1:47.522	44.575	195	26.717	214	36.230	<b>242</b>	<b>253</b>
8	6:00.266	5:03.267	191	27.101	211	29.898	237		19	1:47.084	44.345	198	26.853	214	35.886		251
9	1:47.296	44.441	192	27.081	212	35.774		247	20	3:11.663	2:10.387	154	31.284	209	29.992	238	
10	9:20.802	8:23.328	186	27.259	212	30.215	236		21	1:46.690	44.253	185	26.772	214	35.665		250
11	1:41.432	44.696	196	26.852	214	29.884	237	248	22	2:49.974	1:45.653	193	27.035	206	37.286		

<b>88</b> Albert von Thurn und Taxis, DEU/ Nick Catsburg, NLD									<b>theoretical besttime: 1:39.168</b>								
1	2:43.630	1:26.037	148	33.014	110	44.579			15	1:43.415	45.282	190	27.393	215	30.740	238	252
2	3:10.372	2:12.511	180	27.572	214	30.289	241		16	1:43.694	45.485	188	27.669	213	30.540	238	250
3	1:41.080	45.167	199	26.350	217	29.563	242	237	17	1:43.255	45.233	186	27.606	217	30.416	239	249
4	<b>1:39.586</b>	44.059	201	<b>26.272</b>	<b>219</b>	<b>29.255</b>	<b>242</b>	250	18	1:43.425	45.445	186	27.380	214	30.600	240	250
5	1:40.208	44.029	<b>203</b>	26.399	218	29.780	241	253	19	1:43.222	45.150	189	27.592	215	30.480	240	252
6	1:52.709	43.909	202	26.547	218	42.253		<b>254</b>	20	1:42.743	45.104	184	27.307	217	30.332	239	253
7	6:53.334	5:57.023	194	26.570	218	29.741	241		21	1:42.938	45.165	193	27.197	207	30.576	241	252
8	1:39.604	<b>43.641</b>	202	26.467	217	29.496	242	253	22	1:42.648	44.826	192	27.289	214	30.533	240	252
9	1:58.365	45.409	172	28.013	174	44.943		254	23	1:43.388	45.357	187	27.508	214	30.523	240	250
10	7:40.026	6:39.964	172	28.082	204	31.980	239		24	1:42.750	45.120	189	27.279	217	30.351	239	252
11	1:44.115	46.242	193	27.116	218	30.757	237	230	25	1:43.798	45.889	191	27.358	213	30.551	241	253
12	1:45.547	46.009	194	27.412	206	32.126	236	237	26	1:42.789	45.065	186	27.204	218	30.520	240	245
13	1:48.828	46.847	198	30.591	176	31.390	238	209	27	1:59.650	45.319	184	27.837	215	46.494		251
14	1:43.108	45.411	194	27.301	214	30.396	239	245									

<b>100</b> Daniel Dobitsch, AUT/ Edward Sandström, SWE									<b>theoretical besttime: 1:40.329</b>								
1	2:24.525	1:14.884	138	33.200	150	36.441	218		14	4:42.718	3:44.249	185	27.336	214	31.133	237	
2	2:07.296	54.198	158	30.432	196	42.666		166	15	1:42.941	45.206	198	27.119	214	30.616	237	246
3	2:52.679	1:53.565	183	28.124	209	30.990	237		16	1:42.560	45.111	195	27.426	206	30.023	238	248
4	1:43.173	46.195	191	27.055	215	29.923	239	243	17	1:41.371	44.812	200	26.856	215	29.703	240	249
5	1:42.112	45.173	198	26.867	213	30.072	239	246	18	1:43.790	44.820	<b>200</b>	26.839	214	32.131	237	249
6	1:41.144	44.849	197	<b>26.618</b>	214	29.677	240	249	19	1:42.558	45.252	189	27.110	215	30.196	238	247
7	1:40.860	44.472	199	26.753	212	29.635	240	249	20	1:41.489	44.822	196	27.092	<b>215</b>	29.575	<b>242</b>	251
8	1:49.732	44.337	199	26.755	215	38.640		251	21	1:41.498	44.632	199	26.933	215	29.933	240	<b>253</b>
9	7:46.797	6:35.893	155	29.027	167	41.877			22	2:03.767	53.960	140	29.342	188	40.465		251
10	7:02.141	6:02.537	194	27.318	205	32.286	239		23	4:20.415	3:22.237	182	27.742	201	30.436	237	
11	1:40.661	44.296	200	26.809	213	<b>29.556</b>	241	250	24	1:42.302	44.697	198	27.570	214	30.035	238	250
12	<b>1:40.378</b>	<b>44.155</b>	199	26.661	213	29.562	240	250	25	1:52.132	45.720	188	27.483	213	38.929		220
13	1:48.529	44.683	198	26.858	212	36.988		253									



# ADAC GT Masters

## Vmax list Free Practice 1



Provisional

Reg. Nr.: 0301.15.196

Friday 18.9.2015 08:30

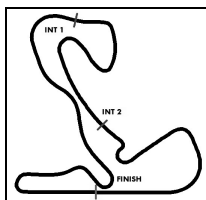
Circuit Zandvoort, Length: 4307 m

Air temperature: 13.2°C

Track temperature: 14.1°C

Weather condition: Dry

Nr	Team, Car, Driver, Nat	Top speed
22	<b>MRS GT Racing, Nissan GT-R Nismo GT3</b> Jöst Dominic , DEU Scholze Florian , DEU	258,99 km/h
23	<b>MRS GT Racing, Nissan GT-R Nismo GT3</b> Gassner Marc , DEU Strauss Florian , DEU	258,93 km/h
66	<b>Callaway Competition, Corvette Z06.R GT3</b> Wirth Andreas , DEU Keilwitz Daniel , DEU	258,37 km/h
21	<b>Team Zakspeed, Mercedes-Benz SLS AMG GT3</b> Asch Sebastian , DEU Ludwig Luca , DEU	257,20 km/h
69	<b>Callaway Competition, Corvette Z06.R GT3</b> Alessi Diego , ITA Assenheimer Patrick , DEU	256,59 km/h
13	<b>RWT-Racing Team, Corvette Z06.R GT3</b> Lips Remo , CHE Barth Sven , DEU	256,47 km/h
24	<b>kfzteile24 MS RACING, Audi R8 LMS ultra</b> Stoll Florian , DEU Basseng Marc , DEU	255,44 km/h
7	<b>Bentley Team HTP, Bentley Continental GT3</b> Stolz Luca , DEU Dillmann Tom , FRA	255,08 km/h
8	<b>Bentley Team HTP, Bentley Continental GT3</b> Hamprecht Fabian , DEU Schmid Clemens , AUT	254,30 km/h
88	<b>Reiter Engineering, Lamborghini Gallardo R-EX</b> von Thurn und Taxis Albert , DEU Catsburg Nick , NLD	254,00 km/h
80	<b>BMW Sports Trophy Team Schubert, BMW Z4 GT3</b> Klingmann Jens , DEU Baumann Dominik , AUT	253,40 km/h
100	<b>kfzteile24 MS RACING, Audi R8 LMS ultra</b> Dobitsch Daniel , AUT Sandström Edward , SWE	253,16 km/h
16	<b>YACO Racing, Audi R8 LMS ultra</b> Frey Rahel , CHE Geipel Philip , DEU	253,05 km/h
25	<b>Reiter Engineering, Lamborghini Gallardo R-EX</b> Enge Tomas , CZE van Lagen Jaap , NLD	252,75 km/h



# ADAC GT Masters

## Vmax list Free Practice 1

Provisional

Reg. Nr.: 0301.15.196

Friday 18.9.2015 08:30



Circuit Zandvoort, Length: 4307 m

Air temperature: 13.2°C

Track temperature: 14.1°C

Weather condition: Dry

Nr	Team, Car, Driver, Nat	Top speed
42	<b>HP Racing, Mercedes-Benz SLS AMG GT3</b> Proczyk Hari , AUT Schneider Bernd , DEU	252,51 km/h
19	<b>BMW Sports Trophy Team Schubert, BMW Z4 GT3</b> Hürtgen Claudia , DEU Alzen Uwe , DEU	252,51 km/h
3	<b>C. Abt Racing, Audi R8 LMS ultra</b> Weishaupt Andreas , DEU Jöns Christer , DEU	252,40 km/h
1	<b>C. Abt Racing, Audi R8 LMS ultra</b> Wackerbauer Stefan , DEU van der Linde Kelvin , ZAF	251,05 km/h
36	<b>Schütz Motorsport, Porsche 911 GT3 R</b> Ragginger Martin , AUT Bachler Klaus , AUT	250,93 km/h
2	<b>C. Abt Racing, Audi R8 LMS ultra</b> Pepper Jordan Lee , ZAF Thiim Nicki , DNK	233,51 km/h