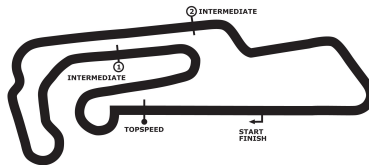


DTM Oschersleben
 Oschersleben, length 3696 m
 11. - 13.09.2015
 ADAC Formel 4



Result race 3, 13.09.2015

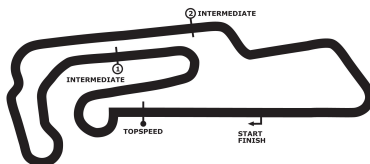
DMSB-Reg.No.: 233/15

started : 34 qualified : 31 not qualified : 3

Rk.	No.	Cl	Driver / Nat	Team	Car	laps	Time	GAP	fast lap
1	36		Joey Mawson / AUS	Van Amersfoort Racing	ADAC Formel 4	15	22:31.067		1:29.015
2	2		Tim Zimmermann / DEU	Neuhauser Racing Team	ADAC Formel 4	15	22:39.866	08.799	1:29.538
3	16		Marek Böckmann / DEU	Jenzer Motorsport	ADAC Formel 4	15	22:42.701	11.634	1:29.493
4	27		Marvin Dienst / DEU	HTP Juniorteam	ADAC Formel 4	15	22:43.117	12.050	1:29.504
5	4		Robert Shwartzman / RUS	ADAC Berlin-Brandenburg e.V.	ADAC Formel 4	15	22:45.433	14.366	1:29.592
6	28		Janneau Esmeijer / NLD	HTP Juniorteam	ADAC Formel 4	15	22:45.807	14.740	1:29.553
7	6	R	Mike Ortmann / DEU	ADAC Berlin-Brandenburg e.V.	ADAC Formel 4	15	22:48.274	17.207	1:29.871
8	10		Michael Waldherr / DEU	Motopark	ADAC Formel 4	15	22:48.348	17.281	1:29.542
9	7		Joel Eriksson / SWE	Motopark	ADAC Formel 4	15	22:48.745	17.678	1:29.621
10	13		Cedric Piro / DEU	Piro Sports	ADAC Formel 4	15	22:50.011	18.944	1:30.042
11	5	R	David Beckmann / DEU	ADAC Berlin-Brandenburg e.V.	ADAC Formel 4	15	22:50.312	19.245	1:30.056
12	15		David Kolkmann / DEU	Jenzer Motorsport	ADAC Formel 4	15	22:50.975	19.908	1:29.965
13	30		Jason Kremer / DEU	Team Timo Scheider	ADAC Formel 4	15	22:51.160	20.093	1:29.496
14	43		Benjamin Bailly / BEL	RS Competition	ADAC Formel 4	15	22:51.501	20.434	1:29.884
15	9	R	Jonathan Cecotto / VEN	Motopark	ADAC Formel 4	15	22:52.310	21.243	1:29.950
16	33		Jan Jonck / DNK	RS Competition	ADAC Formel 4	15	22:52.397	21.330	1:29.484
17	20		Nikolaj Rogivue / CHE	Nikolaj Rogivue	ADAC Formel 4	15	22:55.419	24.352	1:29.872
18	38	R	Luca Engstler / DEU	Liqui Moly Team Engstler	ADAC Formel 4	15	22:57.701	26.634	1:30.618
19	34	R	Toni Wolf / DEU	Toni Wolf	ADAC Formel 4	15	22:58.382	27.315	1:29.625
20	1		Kim Luis Schramm / DEU	Neuhauser Racing Team	ADAC Formel 4	15	22:58.649	27.582	1:29.143
21	24	R	Robin Brezina / DEU	Robin Brezina	ADAC Formel 4	15	23:03.253	32.186	1:29.918
22	77	R	Job van Uitert / NLD	Provily Racing	ADAC Formel 4	15	23:08.153	37.086	1:30.427
23	18		Giorgio Maggi / CHE	Race Performance	ADAC Formel 4	15	23:08.949	37.882	1:29.889

fastest lap: #36 Mawson Joey 1:29.015 = 149.476 km/h in lap 4 average: = 147.723 km/h

DTM Oschersleben
 Oschersleben, length 3696 m
 11. - 13.09.2015
 ADAC Formel 4



Result race 3, 13.09.2015

DMSB-Reg.No.: 233/15

started : 34 qualified : 31 not qualified : 3

Rk.	No.	Cl	Driver / Nat	Team	Car	laps	Time	GAP	fast lap
24	3	R	Benjamin Mazatis / DEU	ADAC Berlin-Brandenburg e.V.	ADAC Formel 4	15	23:09.994	38.927	1:30.093
25	22		Florian Janits / DEU	Lechner Racing	ADAC Formel 4	15	23:10.630	39.563	1:30.225
26	14		Moritz Müller-Crepon / CHE	Jenzer Motorsport	ADAC Formel 4	15	23:13.711	42.644	1:30.562
27	21	R	Michelle Halder / DEU	Liqui Moly Team Engstler	ADAC Formel 4	15	23:21.402	50.335	1:31.231
28	55	R	Marylin Niederhauser / CHI	Race Performance	ADAC Formel 4	15	23:33.236	1:02.169	1:32.590
29	8	R	Jannis Fittje / DEU	Motopark	ADAC Formel 4	14	21:38.768	1 Runde	1:29.714
30	31	R	Yan Leon Shlom / RUS	ADAC Berlin-Brandenburg e.V.	ADAC Formel 4	14	22:57.897	1 Runde	1:31.139
31	25	R	Mick Schumacher / DEU	Van Amersfoort Racing	ADAC Formel 4	13	19:44.172	2 Runden	1:29.658
NOT CLASSIFIED									
	37	R	Kami Laliberté / CAN	Van Amersfoort Racing	ADAC Formel 4	11	16:55.908	4 Runden	1:29.658
	39	R	Kevin Kratz / DEU	Lechner Racing	ADAC Formel 4	11	17:04.275	4 Runden	1:30.278
	35	R	Carrie Schreiner / DEU	HTP Juniorteam	ADAC Formel 4	1	2:52.812	14 Runder	00.000

fastest lap: #36 Mawson Joey 1:29.015 = 149.476 km/h in lap 4 average: = 147.723 km/h

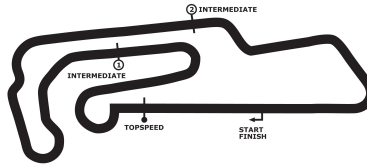
subject to final scrutineering !

posted:	clerk of the course:	timekeeper:
---------	----------------------	-------------



Lapchart: ADAC Formel 4 race 3

POS	1	2	3	4	5	6	7	8	9	10	11	12	13	14	15	16	17	18	19	20	21	22	23	24	25	26	27	28	29	30	31	32	33	34
LAP 1	36	2	16	8	4	25	7	27	10	13	15	28	18	5	6	24	43	9	33	20	37	38	14	3	22	30	55	1	21	34	31	77	39	35.
LAP 2	36	2	16	8	4	27	7	25	10	13	15	28	5	18	6	24	43	9	33	20	38	37	3	14	30	22	1	34	55	31	77	21	39	
LAP 3	36	2	16	8	27	4	7	25	10	13	15	28	5	6	18	24	43	9	33	20	38	37	30	3	1	14	22	34	31	77	39	55	21	
LAP 4	36	2	16	8	27	4	7	25	10	13	28	15	6	5	18	24	43	9	33	20	37	30	38	14	31	22	34	77	39	1	55	3	21	
LAP 5	36	2	16	8	27	4	7	25	28	10	13	6	15	5	18	43	24	9	33	30	37	20	38	14	34	22	1	77	39	3	55	21	31.	
LAP 6	36	2	16	8	27	4	7	25	28	10	13	6	5	15	43	18	9	30	33	24	37	20	38	14	34	1	22	77	39	3	21	55	31	
LAP 7	36	2	16	8	27	4	7	25	28	10	6	13	5	15	43	9	30	37	24	33	20	38	14	34	1	22	77	39	18	3	21	55	31	
LAP 8	36	2	16	27	8	4	7	25	28	10	6	13	5	15	43	9	30	37	24	33	20	38	14	34	1	22	77	39	18	3	21	55	31	
LAP 9	36	2	16	27	8	4	25	7	28	10	6	13	5	15	43	9	30	37	33	20	24	38	34	14	1	22	77	39	18	3	21	55	31	
LAP 10	36	2	16	27	8	25	4	7	28	10	6	13	5	15	43	9	30	37	33	20	24	38	34	1	22	77	14	18	39	3	21	55	31	
LAP 11	36	2	16	27	8	25	4	28	6	10	7	13	5	15	43	9	30	33	20	24	38	37	1	34	22	14	77	18	39	3	21	55	31	
LAP 12	36	2	16	27	8	25	4	28	6	10	7	13	5	15	43	9	30	33	24	20	38	34	1	77	14	18	3	22	21	55	31			
LAP 13	36	2	16	27	8	25	4	28	6	10	7	13	5	15	43	30	9	33	24	20	38	34	1	77	18	14	3	22	21	55	31			
LAP 14	36	2	16	27	4	28	6	10	7	13	5	15	30	43	9	33	20	38	34	1	24	77	8.	18	3	22	14	21	55	31				
LAP 15	36	2	16	27	4	28	6	10	7	13	5	15	30	43	9	33	20	38	34	1	24	77	18	3	22	14	21	55						



Lap Analysis race 3, 13.09.2015

DMSB-Reg.No.: 233/15

7 Joel Eriksson , ADAC Formel 4 / SWE theoretical besttime: 1:29.510

Lap	Time	S1	V1	S2	V2	S3	V3	Vmax	Lap	Time	S1	V1	S2	V2	S3	V3	Vmax
1	1:39.316	42.761	173	30.668	200	25.887	176		9	1:30.557	35.350	173	30.299	200	24.908	177	209
2	1:30.780	35.424	170	30.287	200	25.069	177	208	10	1:30.639	35.185	174	30.415	201	25.039	178	209
3	1:30.830	34.776	175	30.591	199	25.463	180	209	11	1:32.476	36.765	175	30.557	202	25.154	178	211
4	1:30.208	35.036	173	30.365	201	24.807	177	210	12	1:30.650	34.914	175	30.232	201	25.504	176	211
5	1:30.014	34.699	174	30.374	198	24.941	177	212	13	1:30.668	35.043	175	30.610	199	25.015	180	210
6	1:30.133	34.706	174	30.290	201	25.137	178	211	14	1:31.931	34.922	175	30.638	201	26.371	176	212
7	1:30.195	34.964	172	30.296	201	24.935	179	211	15	1:29.621	34.810	174	30.086	201	24.725	177	211
8	1:30.727	35.127	174	30.429	201	25.171	177	211									

8 Jannis Fittje , ADAC Formel 4 Rookie / DEU theoretical besttime: 1:29.662

Lap	Time	S1	V1	S2	V2	S3	V3	Vmax	Lap	Time	S1	V1	S2	V2	S3	V3	Vmax
1	1:38.461	41.975	172	30.708	198	25.778	176		8	1:31.323	35.781	173	30.356	199	25.186	177	207
2	1:30.633	34.960	171	30.447	199	25.226	176	207	9	1:29.941	34.850	173	30.177	199	24.914	177	207
3	1:30.414	34.963	170	30.304	198	25.147	175	207	10	1:30.166	34.768	174	30.202	199	25.196	175	208
4	1:29.714	34.571	171	30.214	198	24.929	177	206	11	1:30.378	34.951	174	30.296	199	25.131	177	207
5	1:29.907	34.585	172	30.348	198	24.974	176	207	12	1:30.735	34.980	175	30.481	199	25.274	175	208
6	1:30.269	34.787	173	30.280	199	25.202	177	207	13	1:31.287	35.535	172	30.580	199	25.172	177	206
7	1:30.565	34.917	173	30.491	198	25.157	177	207	14	1:54.975	35.169	173	32.207	184			209

9 Jonathan Cecotto , ADAC Formel 4 Rookie / VEN theoretical besttime: 1:29.883

Lap	Time	S1	V1	S2	V2	S3	V3	Vmax	Lap	Time	S1	V1	S2	V2	S3	V3	Vmax
1	1:42.828	44.617	174	31.863	202	26.348	179		9	1:30.173	34.651	174	30.370	201	25.152	177	210
2	1:31.719	35.551	173	30.821	201	25.347	178	212	10	1:29.950	34.676	175	30.246	201	25.028	178	211
3	1:30.929	35.064	175	30.546	201	25.319	177	211	11	1:30.345	34.673	173	30.390	201	25.282	178	211
4	1:30.127	34.667	175	30.324	201	25.136	178	209	12	1:30.257	34.976	173	30.204	202	25.077	178	210
5	1:30.826	34.940	171	30.265	201	25.621	178	209	13	1:31.959	35.862	173	30.963	200	25.134	178	210
6	1:31.682	35.336	173	30.592	197	25.754	178	211	14	1:30.388	34.758	173	30.413	201	25.217	177	208
7	1:30.289	34.756	173	30.319	201	25.214	177	212	15	1:30.706	35.127	174	30.310	201	25.269	176	210
8	1:30.132	34.836	174	30.261	201	25.035	178	209									

10 Michael Waldherr , ADAC Formel 4 / DEU theoretical besttime: 1:29.278

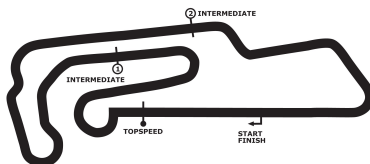
Lap	Time	S1	V1	S2	V2	S3	V3	Vmax	Lap	Time	S1	V1	S2	V2	S3	V3	Vmax
1	1:39.824	43.188	174	31.177	193	25.459	178		9	1:30.505	35.463	174	30.175	204	24.867	179	213
2	1:30.965	35.352	174	30.523	202	25.090	174	211	10	1:30.527	34.984	177	30.570	203	24.973	180	212
3	1:30.662	34.708	176	30.433	200	25.521	180	208	11	1:31.482	35.918	176	30.450	203	25.114	180	213
4	1:30.442	35.052	175	30.286	203	25.104	179	212	12	1:30.716	35.039	174	30.101	203	25.576	179	214
5	1:31.135	34.619	175	30.152	200	26.364	177	212	13	1:30.735	35.132	173	30.372	203	25.231	179	209
6	1:29.780	34.745	175	30.102	200	24.933	179	209	14	1:31.894	34.871	174	30.675	199	26.348	177	212
7	1:29.994	34.495	175	30.457	199	25.042	179	210	15	1:29.542	34.759	175	30.028	203	24.755	181	211
8	1:30.145	34.881	175	30.221	202	25.043	179	209									

13 Cedric Piro , ADAC Formel 4 / DEU theoretical besttime: 1:30.011

Lap	Time	S1	V1	S2	V2	S3	V3	Vmax	Lap	Time	S1	V1	S2	V2	S3	V3	Vmax
1	1:40.336	43.099	171	31.261	191	25.976	177		9	1:30.290	34.971	173	30.453	197	24.866	176	207
2	1:31.095	35.257	173	30.689	198	25.149	176	207	10	1:30.042	34.729	173	30.483	198	24.830	176	206
3	1:30.427	34.801	172	30.493	198	25.133	177	206	11	1:30.151	34.807	173	30.496	198	24.848	177	205
4	1:30.515	34.989	174	30.517	196	25.009	177	208	12	1:30.450	34.881	174	30.565	199	25.004	177	207
5	1:30.927	35.233	173	30.523	198	25.171	177	207	13	1:30.907	35.085	174	30.737	199	25.085	177	209
6	1:30.627	34.907	174	30.679	197	25.041	176	208	14	1:31.684	35.237	173	30.580	199	25.867	177	207
7	1:31.262	35.531	173	30.748	198	24.983	177	206	15	1:30.580	35.110	174	30.452	198	25.018	175	207
8	1:30.718	34.923	172	30.796	197	24.999	176	207									

14 Moritz Müller-Crepon , ADAC Formel 4 / CHE theoretical besttime: 1:30.366

Lap	Time	S1	V1	S2	V2	S3	V3	Vmax	Lap	Time	S1	V1	S2	V2	S3	V3	Vmax
1	1:44.075	45.747	170	31.946	199	26.382	173		9	1:32.381	35.726	172	30.791	196	25.864	171	204
2	1:33.079	36.248	172	31.075	197	25.756	173	203	10	1:33.503	36.240	173	31.650	195	25.613	172	203
3	1:32.850	35.727	172	31.174	196	25.949	174	205	11	1:31.727	35.702	172	30.755	195	25.270	173	204
4	1:31.502	35.195	173	31.118	192	25.189	174	204	12	1:33.040	36.458	170	31.124	194	25.458	174	205
5	1:31.033	35.061	170	30.824	196	25.148	174	205	13	1:32.611	35.622	172	31.085	194	25.904	174	206
6	1:30.562	34.870	170	30.547	196	25.145	173	205	14	1:33.426	37.248	172	30.885	196	25.293	174	204
7	1:30.829	35.333	170	30.454	195	25.042	173	204	15	1:31.650	35.089	171	31.143	191	25.418	174	205
8	1:31.443	35.206	172	30.632	196	25.605	174	204									



Lap Analysis race 3, 13.09.2015

DMSB-Reg.No.: 233/15

24 Robin Brezina , ADAC Formel 4 Rookie / DEU										theoretical besttime: 1:29.729								
Lap	Time	S1	V1	S2	V2	S3	V3	Vmax		Lap	Time	S1	V1	S2	V2	S3	V3	Vmax
1	1:42.228	44.469	171	31.546	193	26.213	176			9	1:32.005	35.907	151	30.837	198	25.261	176	209
2	1:31.653	35.864	171	30.431	199	25.358	176	209		10	1:30.193	34.976	173	30.053	198	25.164	176	207
3	1:30.671	34.976	172	30.692	198	25.003	177	206		11	1:30.230	34.695	173	30.401	198	25.134	175	206
4	1:30.118	34.788	172	30.241	199	25.089	178	208		12	1:30.529	34.962	173	30.385	198	25.182	176	207
5	1:31.467	34.898	172	30.867	193	25.702	177	210		13	1:30.551	35.018	173	30.439	197	25.094	175	206
6	1:32.624	35.203	172	31.018	193	26.403	174	208		14	1:39.801	34.893	172	39.050	146	25.858	173	205
7	1:31.145	35.866	172	30.226	199	25.053	177	208		15	1:29.918	34.731	172	30.200	197	24.987	175	205
8	1:30.120	34.820	174	30.319	199	24.981	177	207										

25 Mick Schumacher , ADAC Formel 4 Rookie / DEU										theoretical besttime: 1:29.398								
Lap	Time	S1	V1	S2	V2	S3	V3	Vmax		Lap	Time	S1	V1	S2	V2	S3	V3	Vmax
1	1:39.176	42.446	172	30.832	198	25.898	175			8	1:30.619	35.125	173	30.254	202	25.240	178	207
2	1:31.150	35.893	169	30.333	199	24.924	177	203		9	1:29.658	34.646	173	30.013	201	24.999	177	210
3	1:30.933	34.819	172	30.461	198	25.653	177	209		10	1:30.374	35.155	173	30.351	198	24.868	177	209
4	1:30.209	34.932	174	30.407	200	24.870	177	206		11	1:29.829	34.695	173	30.255	199	24.879	177	207
5	1:30.615	34.525	173	30.663	194	25.427	176	209		12	1:30.584	34.797	173	30.420	201	25.367	175	208
6	1:29.664	34.517	173	30.174	199	24.973	177	207		13	1:31.291	35.472	173	30.576	201	25.243	177	208
7	1:30.070	34.760	172	30.305	201	25.005	177	208										

27 Marvin Dienst , ADAC Formel 4 / DEU										theoretical besttime: 1:29.234								
Lap	Time	S1	V1	S2	V2	S3	V3	Vmax		Lap	Time	S1	V1	S2	V2	S3	V3	Vmax
1	1:39.410	42.918	172	30.914	198	25.578	175			9	1:29.504	34.637	173	30.054	200	24.813	177	209
2	1:30.236	34.787	172	30.410	197	25.039	177	210		10	1:30.410	34.843	175	30.298	201	25.269	177	210
3	1:30.386	34.760	173	30.714	196	24.912	177	211		11	1:31.065	35.075	175	30.469	199	25.521	176	209
4	1:29.522	34.379	174	30.289	198	24.854	178	208		12	1:30.920	34.910	173	30.509	200	25.501	176	209
5	1:30.037	34.514	174	30.591	199	24.932	177	210		13	1:31.158	34.921	175	30.606	201	25.631	175	209
6	1:30.110	34.643	174	30.298	201	25.169	178	209		14	1:30.249	34.946	172	30.345	200	24.958	177	206
7	1:30.488	34.842	174	30.578	201	25.068	178	211		15	1:29.764	34.563	173	30.164	200	25.037	177	208
8	1:29.858	34.922	173	30.042	199	24.894	177	212										

28 Janneau Esmeijer , ADAC Formel 4 / NLD										theoretical besttime: 1:29.329								
Lap	Time	S1	V1	S2	V2	S3	V3	Vmax		Lap	Time	S1	V1	S2	V2	S3	V3	Vmax
1	1:41.022	44.131	170	31.388	194	25.503	178			9	1:30.429	35.304	175	30.233	202	24.892	178	213
2	1:31.226	35.137	175	30.673	194	25.416	178	211		10	1:30.576	35.143	175	30.486	202	24.947	179	212
3	1:30.190	35.008	174	30.235	202	24.947	179	210		11	1:31.131	35.607	173	30.461	198	25.063	177	213
4	1:30.215	34.704	175	30.309	199	25.202	179	213		12	1:29.623	34.612	174	30.139	200	24.872	178	208
5	1:29.805	34.721	173	29.919	199	25.165	179	211		13	1:30.393	34.674	175	30.605	202	25.114	179	209
6	1:29.725	34.783	174	30.132	201	24.810	179	211		14	1:31.449	35.027	175	31.460	199	24.962	179	212
7	1:29.949	34.692	175	30.189	203	25.068	179	211		15	1:29.553	34.667	175	30.088	202	24.798	179	210
8	1:30.521	35.335	173	30.138	202	25.048	180	212										

30 Jason Kremer , ADAC Formel 4 / DEU										theoretical besttime: 1:29.182								
Lap	Time	S1	V1	S2	V2	S3	V3	Vmax		Lap	Time	S1	V1	S2	V2	S3	V3	Vmax
1	1:44.962	47.524	173	31.602	194	25.836	175			9	1:30.608	34.590	175	30.705	193	25.313	177	211
2	1:32.496	35.742	174	31.125	201	25.629	175	207		10	1:29.496	34.380	174	30.267	199	24.849	179	208
3	1:29.924	34.829	173	30.140	198	24.955	178	209		11	1:30.342	34.618	175	30.488	199	25.236	176	211
4	1:29.928	34.985	173	30.061	200	24.882	177	208		12	1:30.170	34.828	174	30.428	200	24.914	178	210
5	1:30.495	34.510	173	30.231	200	25.754	176	209		13	1:30.254	34.857	173	30.420	200	24.977	179	212
6	1:30.711	34.698	172	30.342	197	25.671	175	207		14	1:31.106	34.737	176	30.807	199	25.562	176	211
7	1:30.478	34.617	173	30.715	193	25.146	177	208		15	1:30.328	34.947	175	30.210	201	25.171	179	206
8	1:29.862	34.919	174	30.202	199	24.741	179	207										

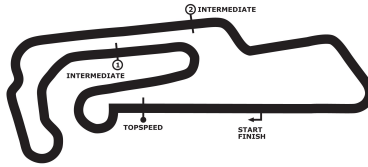
31 Yan Leon Shlom , ADAC Formel 4 Rookie / RUS										theoretical besttime: 1:30.385								
Lap	Time	S1	V1	S2	V2	S3	V3	Vmax		Lap	Time	S1	V1	S2	V2	S3	V3	Vmax
1	1:46.269	47.822	173	31.799	197	26.648	176			8	1:31.557	35.138	173	30.943	198	25.476	173	208
2	1:32.765	36.005	173	30.752	200	26.008	176	207		9	1:32.581	35.172	173	30.715	198	26.694	177	205
3	1:31.568	35.216	174	30.588	202	25.764	177	208		10	1:37.121	35.347	175	31.013	196	30.761	131	208
4	1:31.521	35.253	175	30.970	197	25.298	174	210		11	1:36.931	40.907	173	30.777	198	25.247	177	116
5	1:49.207	34.790	173	30.565	203			207		12	1:33.039	35.183	173	31.953	139	25.903	178	207
6	2:19.899	1:22.339	172	31.541	196	26.019	176			13	1:31.491	34.811	174	30.726	191	25.954	166	209
7	1:32.809	36.424	159	31.039	197	25.346	177	205		14	1:31.139	35.515	175	30.348	201	25.276	172	196

DTM Oschersleben

Oschersleben, length 3696 m

11. - 13.09.2015

ADAC Formel 4



Lap Analysis race 3, 13.09.2015

DMSB-Reg.No.: 233/15

33 Jan Jonck , ADAC Formel 4 / DNK

theoretical besttime: 1:29.367

Lap	Time	S1	V1	S2	V2	S3	V3	Vmax	Lap	Time	S1	V1	S2	V2	S3	V3	Vmax
1	1:43.053	44.928	173	31.742	202	26.383	179		9	1:30.355	35.240	169	30.352	199	24.763	178	211
2	1:31.713	35.632	175	30.778	201	25.303	179	213	10	1:29.484	34.561	174	30.202	200	24.721	179	209
3	1:31.037	35.446	172	30.535	200	25.056	178	213	11	1:29.858	34.506	175	30.140	200	25.212	175	210
4	1:30.129	34.754	174	30.207	201	25.168	177	212	12	1:30.628	35.351	173	30.335	199	24.942	177	207
5	1:30.667	34.824	174	30.318	202	25.525	179	212	13	1:30.891	34.828	174	30.669	203	25.394	178	208
6	1:32.122	35.388	174	30.621	201	26.113	175	215	14	1:30.223	34.819	173	30.309	202	25.095	179	210
7	1:31.567	36.063	176	30.303	201	25.201	179	207	15	1:30.551	35.230	174	30.324	201	24.997	178	212
8	1:30.119	34.976	170	30.190	201	24.953	179	212									

34 Toni Wolf , ADAC Formel 4 Rookie / DEU

theoretical besttime: 1:29.451

Lap	Time	S1	V1	S2	V2	S3	V3	Vmax	Lap	Time	S1	V1	S2	V2	S3	V3	Vmax
1	1:46.228	48.465	173	31.519	201	26.244	173		9	1:31.533	35.766	174	30.648	201	25.119	176	207
2	1:32.630	35.436	175	31.057	194	26.137	173	207	10	1:30.281	34.769	173	30.121	199	25.391	175	206
3	1:31.643	34.826	174	31.128	196	25.689	177	206	11	1:30.891	35.644	169	30.148	200	25.099	175	206
4	1:32.676	35.656	174	31.453	197	25.567	178	208	12	1:30.300	34.880	173	30.235	197	25.185	176	207
5	1:30.009	34.484	173	30.076	202	25.449	177	210	13	1:29.870	34.800	174	30.009	200	25.061	176	207
6	1:30.149	34.536	174	30.560	199	25.053	178	209	14	1:30.345	35.061	173	29.943	200	25.341	177	207
7	1:30.825	35.196	176	30.496	201	25.133	178	210	15	1:29.625	34.574	174	30.027	201	25.024	177	208
8	1:31.377	35.201	175	30.527	200	25.649	177	210									

35 Carrie Schreiner , ADAC Formel 4 Rookie / DEU

theoretical besttime:

Lap	Time	S1	V1	S2	V2	S3	V3	Vmax	Lap	Time	S1	V1	S2	V2	S3	V3	Vmax
1	2:52.812	58.579	91	52.955	127												

36 Joey Mawson , ADAC Formel 4 / AUS

theoretical besttime: 1:28.954

Lap	Time	S1	V1	S2	V2	S3	V3	Vmax	Lap	Time	S1	V1	S2	V2	S3	V3	Vmax
1	1:36.146	40.584	171	30.429	195	25.133	175		9	1:29.608	34.637	173	30.154	197	24.817	176	207
2	1:29.695	34.672	173	30.107	194	24.916	176	205	10	1:29.644	34.486	174	30.221	196	24.937	176	206
3	1:29.119	34.337	174	30.078	194	24.704	176	205	11	1:29.900	34.576	175	30.250	197	25.074	175	206
4	1:29.015	34.248	173	30.014	197	24.753	176	206	12	1:30.114	34.688	174	30.246	197	25.180	176	207
5	1:29.179	34.279	174	30.070	196	24.830	176	206	13	1:30.160	34.729	174	30.361	196	25.070	175	206
6	1:29.783	34.508	173	30.343	197	24.932	175	206	14	1:29.449	34.585	174	30.116	197	24.748	177	206
7	1:29.815	34.545	174	30.267	198	25.003	177	206	15	1:29.298	34.427	174	30.002	198	24.869	156	207
8	1:30.142	34.611	174	30.447	197	25.084	175	207									

37 Kami Laliberté , ADAC Formel 4 Rookie / CAN

theoretical besttime: 1:29.291

Lap	Time	S1	V1	S2	V2	S3	V3	Vmax	Lap	Time	S1	V1	S2	V2	S3	V3	Vmax
1	1:43.493	45.529	170	31.752	197	26.212	174		7	1:30.236	35.048	173	30.072	200	25.116	179	209
2	1:33.035	36.055	171	30.782	197	26.198	174	203	8	1:30.398	35.363	172	30.065	199	24.970	174	208
3	1:30.547	35.340	172	29.936	200	25.271	177	203	9	1:30.370	34.743	172	30.035	200	25.592	176	206
4	1:29.799	34.954	172	29.988	196	24.857	176	209	10	1:29.658	34.852	171	29.849	200	24.957	177	207
5	1:31.140	34.585	173	30.304	198	26.251	175	207	11	1:36.337	34.944	173	36.293	195	25.100	175	207
6	1:30.895	35.142	173	30.246	198	25.507	178	204									

38 Luca Engstler , ADAC Formel 4 Rookie / DEU

theoretical besttime: 1:30.258

Lap	Time	S1	V1	S2	V2	S3	V3	Vmax	Lap	Time	S1	V1	S2	V2	S3	V3	Vmax
1	1:43.767	45.580	164	31.928	197	26.259	174		9	1:30.711	34.920	172	30.516	199	25.275	176	205
2	1:32.385	35.618	172	30.895	194	25.872	176	207	10	1:30.759	34.954	174	30.575	197	25.230	177	207
3	1:30.702	35.012	172	30.420	197	25.270	175	204	11	1:30.872	34.863	172	30.637	198	25.372	177	205
4	1:31.697	35.894	171	30.642	192	25.161	177	205	12	1:31.137	35.139	173	30.786	196	25.212	176	206
5	1:30.859	34.723	172	30.680	196	25.456	176	205	13	1:30.691	35.087	173	30.374	198	25.230	177	205
6	1:31.002	34.901	172	30.582	195	25.519	177	205	14	1:30.618	34.920	172	30.479	197	25.219	174	207
7	1:31.057	34.992	173	30.539	197	25.526	175	207	15	1:30.798	34.905	170	30.439	199	25.454	171	206
8	1:30.646	34.901	172	30.527	195	25.218	177	206									

39 Kevin Kratz , ADAC Formel 4 Rookie / DEU

theoretical besttime: 1:30.177

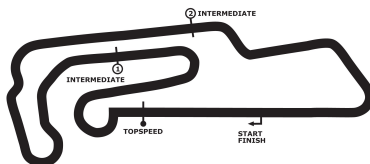
Lap	Time	S1	V1	S2	V2	S3	V3	Vmax	Lap	Time	S1	V1	S2	V2	S3	V3	Vmax
1	1:47.074	48.368	171	32.411	187	26.295	178		7	1:31.348	35.643	173	30.533	198	25.172	175	207
2	1:33.291	36.577	170	30.770	199	25.944	175	207	8	1:30.278	34.702	174	30.457	199	25.119	177	207
3	1:31.554	35.639	173	30.442	203	25.473	176	208	9	1:31.262	34.616	175	30.693	199	25.953	176	207
4	1:31.875	35.033	174	30.988	198	25.854	176	208	10	1:32.735	36.079	154	31.143	201	25.513	177	210
5	1:31.649	35.318	171	30.979	200	25.352	175	206	11	1:32.341	35.702	173	30.898	202	25.741	175	208
6	1:30.868	34.792	173	30.804	201	25.272	177	208									

DTM Oschersleben

Oschersleben, length 3696 m

11. - 13.09.2015

ADAC Formel 4



DMSB-Reg.No.: 233/15

Lap Analysis race 3, 13.09.2015

43 Benjamin Baily , ADAC Formel 4 / BEL

theoretical besttime: 1:29.604

Lap	Time	S1	V1	S2	V2	S3	V3	Vmax	Lap	Time	S1	V1	S2	V2	S3	V3	Vmax
1	1:42.647	44.425	166	31.866	199	26.356	177		9	1:30.394	34.872	174	30.351	199	25.171	177	210
2	1:31.538	35.461	172	30.575	201	25.502	178	210	10	1:29.884	34.750	173	30.075	200	25.059	178	207
3	1:30.766	34.950	174	30.716	201	25.100	177	209	11	1:30.457	34.717	174	30.461	197	25.279	175	209
4	1:30.181	34.708	174	30.314	198	25.159	177	209	12	1:30.190	34.785	173	30.192	201	25.213	177	207
5	1:30.674	34.727	174	30.458	198	25.489	178	207	13	1:30.619	35.047	175	30.442	201	25.130	178	209
6	1:31.748	35.171	174	30.861	198	25.716	177	211	14	1:31.592	34.945	174	30.317	202	26.330	178	209
7	1:30.238	34.645	173	30.286	200	25.307	177	207	15	1:30.494	35.239	175	29.973	203	25.282	178	210
8	1:30.079	34.721	174	30.372	199	24.986	178	209									

55 Marylin Niederhauser , ADAC Formel 4 Rookie / CHE

theoretical besttime: 1:32.307

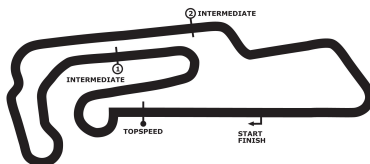
Lap	Time	S1	V1	S2	V2	S3	V3	Vmax	Lap	Time	S1	V1	S2	V2	S3	V3	Vmax
1	1:45.164	46.774	170	31.855	198	26.535	175		9	1:32.691	35.618	171	31.235	196	25.838	174	202
2	1:33.709	36.092	172	31.145	197	26.472	172	206	10	1:33.113	35.908	171	31.123	195	26.082	174	204
3	1:33.760	36.376	172	31.120	197	26.264	174	205	11	1:33.663	35.756	171	31.187	196	26.720	172	203
4	1:33.250	35.493	170	31.073	198	26.684	173	204	12	1:35.419	36.334	169	32.828	194	26.257	175	202
5	1:33.345	35.555	171	31.276	195	26.514	175	204	13	1:33.563	35.953	170	31.516	194	26.094	174	203
6	1:33.240	36.286	172	31.106	198	25.848	175	205	14	1:33.420	35.927	172	31.424	194	26.069	173	203
7	1:32.737	35.795	171	31.123	196	25.819	175	205	15	1:33.572	35.852	171	31.471	194	26.249	174	202
8	1:32.590	35.415	170	31.188	196	25.987	170	205									

77 Job van Uitert , ADAC Formel 4 Rookie / NLD

theoretical besttime: 1:30.138

Lap	Time	S1	V1	S2	V2	S3	V3	Vmax	Lap	Time	S1	V1	S2	V2	S3	V3	Vmax
1	1:46.419	48.613	171	32.170	196	25.636	177		9	1:31.733	34.944	174	30.970	201	25.819	177	209
2	1:33.110	36.783	173	30.696	200	25.631	175	203	10	1:32.426	35.563	173	31.467	201	25.396	174	210
3	1:31.394	35.450	174	30.418	200	25.526	177	209	11	1:32.392	35.838	175	31.008	196	25.546	176	205
4	1:32.454	35.568	173	31.312	195	25.574	177	210	12	1:30.583	35.367	174	30.266	198	24.950	177	208
5	1:31.612	35.177	173	30.582	201	25.853	177	209	13	1:32.366	36.719	173	30.618	197	25.029	176	207
6	1:30.724	35.119	174	30.399	199	25.206	176	210	14	1:30.478	35.207	172	30.244	198	25.027	175	206
7	1:30.923	35.278	174	30.321	201	25.324	177	210	15	1:31.112	35.273	162	30.592	199	25.247	176	207
8	1:30.427	35.014	175	30.339	202	25.074	177	209									

DTM Oschersleben
 Oschersleben, length 3696 m
 11. - 13.09.2015
 ADAC Formel 4



Topspeed race 3, 13.09.2015

DMSB-Reg.No.: 233/15

Car No.	Driver	Make	Speed km/h
33	Jan Jonck	ADAC Formel 4	215
10	Michael Waldherr	ADAC Formel 4	214
28	Janneau Esmeijer	ADAC Formel 4	213
18	Giorgio Maggi	ADAC Formel 4	212
9	Jonathan Cecotto	ADAC Formel 4	212
27	Marvin Dienst	ADAC Formel 4	212
20	Nikolaj Rogivue	ADAC Formel 4	212
5	David Beckmann	ADAC Formel 4	212
7	Joel Eriksson	ADAC Formel 4	212
30	Jason Kremer	ADAC Formel 4	212
4	Robert Shwartzman	ADAC Formel 4	211
43	Benjamin Bailly	ADAC Formel 4	211
39	Kevin Kratz	ADAC Formel 4	210
77	Job van Uitert	ADAC Formel 4	210
25	Mick Schumacher	ADAC Formel 4	210
6	Mike Ortmann	ADAC Formel 4	210
34	Toni Wolf	ADAC Formel 4	210
21	Michelle Halder	ADAC Formel 4	210
24	Robin Brezina	ADAC Formel 4	210
31	Yan Leon Shlom	ADAC Formel 4	210
1	Kim Luis Schramm	ADAC Formel 4	209
22	Florian Janits	ADAC Formel 4	209
13	Cedric Piro	ADAC Formel 4	209
3	Benjamin Mazatis	ADAC Formel 4	209
37	Kami Laliberté	ADAC Formel 4	209
8	Jannis Fittje	ADAC Formel 4	209
15	David Kolkmann	ADAC Formel 4	208
16	Marek Böckmann	ADAC Formel 4	207
36	Joey Mawson	ADAC Formel 4	207
38	Luca Engstler	ADAC Formel 4	207
55	Marylin Niederhauser	ADAC Formel 4	206
14	Moritz Müller-Crepon	ADAC Formel 4	206
2	Tim Zimmermann	ADAC Formel 4	206
35	Carrie Schreiner	ADAC Formel 4	----