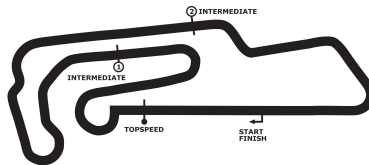


**DTM Oschersleben**  
 Oschersleben, length 3696 m  
 11. - 13.09.2015  
 ADAC Formel 4



**Result race 2, 13.09.2015**

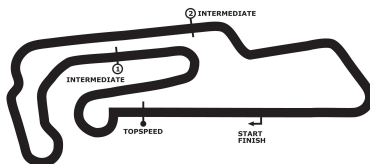
**DMSB**-Reg.No.: 233/15

started : 34      qualified : 26      not qualified : 8

Rk.	No.	Cl	Driver / Nat	Team	Car	laps	Time	GAP	fast lap
1	7		Joel Eriksson / SWE	Motopark	ADAC Formel 4	18	30:00.548		1:28.995
2	27		Marvin Dienst / DEU	HTP Juniorteam	ADAC Formel 4	18	30:00.843	00.295	1:28.797
3	25	R	Mick Schumacher / DEU	Van Amersfoort Racing	ADAC Formel 4	18	30:04.364	03.816	1:29.418
4	2		Tim Zimmermann / DEU	Neuhauser Racing Team	ADAC Formel 4	18	30:06.318	05.770	1:29.432
5	5	R	David Beckmann / DEU	ADAC Berlin-Brandenburg e.V.	ADAC Formel 4	18	30:08.980	08.432	1:29.296
6	6	R	Mike Ortmann / DEU	ADAC Berlin-Brandenburg e.V.	ADAC Formel 4	18	30:18.594	18.046	1:29.772
7	34	R	Toni Wolf / DEU	Toni Wolf	ADAC Formel 4	18	30:22.386	21.838	1:30.306
8	8	R	Jannis Fittje / DEU	Motopark	ADAC Formel 4	18	30:23.343	22.795	1:30.718
9	43		Benjamin Bailly / BEL	RS Competition	ADAC Formel 4	18	30:23.940	23.392	1:30.646
10	16		Marek Böckmann / DEU	Jenzer Motorsport	ADAC Formel 4	18	30:24.136	23.588	1:29.916
11	20		Nikolaj Rogivue / CHE	Nikolaj Rogivue	ADAC Formel 4	18	30:28.181	27.633	1:30.814
12	37	R	Kami Laliberté / CAN	Van Amersfoort Racing	ADAC Formel 4	18	30:30.715	30.167	1:30.364
13	30		Jason Kremer / DEU	Team Timo Scheider	ADAC Formel 4	18	30:31.240	30.692	1:30.833
14	15		David Kolkmann / DEU	Jenzer Motorsport	ADAC Formel 4	18	30:32.450	31.902	1:30.790
15	35	R	Carrie Schreiner / DEU	HTP Juniorteam	ADAC Formel 4	18	30:33.138	32.590	1:31.461
16	22		Florian Janits / DEU	Lechner Racing	ADAC Formel 4	18	30:33.659	33.111	1:31.463
17	33		Jan Jonck / DNK	RS Competition	ADAC Formel 4	18	30:33.932	33.384	1:31.393
18	13		Cedric Piro / DEU	Piro Sports	ADAC Formel 4	18	30:35.170	34.622	1:30.936
19	18		Giorgio Maggi / CHE	Race Performance	ADAC Formel 4	18	30:37.036	36.488	1:30.215
20	38	R	Luca Engstler / DEU	Liqui Moly Team Engstler	ADAC Formel 4	18	30:41.115	40.567	1:32.876
21	24	R	Robin Brezina / DEU	Robin Brezina	ADAC Formel 4	18	30:43.356	42.808	1:30.929
22	21	R	Michelle Halder / DEU	Liqui Moly Team Engstler	ADAC Formel 4	18	30:55.607	55.059	1:33.751
23	55	R	Marylin Niederhauser / CHI	Race Performance	ADAC Formel 4	18	31:01.343	1:00.795	1:34.258

fastest lap: #27 Dienst Marvin 1:28.797 = 149.843 km/h in lap 16      average: = 133.016 km/h

**DTM Oschersleben**  
 Oschersleben, length 3696 m  
 11. - 13.09.2015  
 ADAC Formel 4



**Result race 2, 13.09.2015**

**DMSB**-Reg.No.: 233/15

started : 34      qualified : 26      not qualified : 8

Rk.	No.	Cl	Driver / Nat	Team	Car	laps	Time	GAP	fast lap
24	28		Janneau Esmeijer / NLD	HTP Juniorteam	ADAC Formel 4	16	27:05.499	2 Runden	1:29.139
25	9	R	Jonathan Cecotto / VEN	Motopark	ADAC Formel 4	16	27:20.107	2 Runden	1:30.716
26	36		Joey Mawson / AUS	Van Amersfoort Racing	ADAC Formel 4	16	29:14.447	2 Runden	1:30.514
<b>NOT CLASSIFIED</b>									
	14		Moritz Müller-Crepon / CHE	Jenzer Motorsport	ADAC Formel 4	14	24:23.560	4 Runden	1:32.294
	4		Robert Shwartzman / RUS	ADAC Berlin-Brandenburg e.V.	ADAC Formel 4	14	24:52.315	4 Runden	1:31.214
	31	R	Yan Leon Shlom / RUS	ADAC Berlin-Brandenburg e.V.	ADAC Formel 4	12	30:54.972	6 Runden	1:30.994
	77	R	Job van Uitert / NLD	Provily Racing	ADAC Formel 4	8	15:20.842	10 Runder	1:32.627
	10		Michael Waldherr / DEU	Motopark	ADAC Formel 4	7	12:23.410	11 Runder	1:30.282
	1		Kim Luis Schramm / DEU	Neuhauser Racing Team	ADAC Formel 4	6	10:57.858	12 Runder	1:32.745
	39	R	Kevin Kratz / DEU	Lechner Racing	ADAC Formel 4	3	5:47.265	15 Runder	1:46.131
	3	R	Benjamin Mazatis / DEU	ADAC Berlin-Brandenburg e.V.	ADAC Formel 4	1	1:58.357	17 Runder	1:58.357

fastest lap: #27 Dienst Marvin 1:28.797 = 149.843 km/h in lap 16      average: = 133.016 km/h

**subject to final scrutineering !**

posted:	clerk of the course:	timekeeper:
---------	----------------------	-------------



Lapchart: ADAC Formel 4 race 2

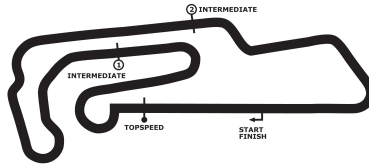
POS	1	2	3	4	5	6	7	8	9	10	11	12	13	14	15	16	17	18	19	20	21	22	23	24	25	26	27	28	29	30	31	32	33	34
LAP 1	7	27	25	10	5	4	2	16	28	34	36	18	77	8	1	13	43	9	30	22	14	38	3	24	6	31	35	39	55	20	21	33	15	37
LAP 2	7	27	25	10	5	2	16	4	28	34	36	77	18	1	8	30	9	22	38	43	24	14	35	39	20	55	33	31	21	15	6	37	13	
LAP 3	7	27	25	10	5	2	16	4	28	34	36	77	18	1	8	30	9	22	38	43	24	14	35	20	39	55	33	31	21	6	15	37	13	
LAP 4	7	27	25	10	2	16	4	36	28	34	5	77	1	8	30	9	22	38	43	24	14	35	18	20	33	6	15	21	37	13	55	31.		
LAP 5	7	27	25	10	2	16	4	36	28	34	5	77	1	8	30	9	22	43	38	14	24	35	18	20	6	33	15	21	37	13	55	31		
LAP 6	7	27	25	10	2	16	4	36	28	34	5	77	1	8	9	22	43	38	24	14	35	6	20	33	18	37	15	13	21	55	30.	31		
LAP 7	7	27	25	10	2	16	4	36	28	34	5	8	9	43	38	35	6	14	20	18	15	77	37	13	22	21	33	55	24.	30	31			
LAP 8	7	27	25	2	16	36	28	34	5	8	9	43	38	6	4.	35	14	20	18	15	37	13	22	21	33	55	30	24	77.	31				
LAP 9	7	27	25	2	16	36	28	34	5	8	9	43	38	6	35	14	20	18	15	37	13	22	21	33	4	55	30	24	31					
LAP 10	7	27	25	2	16	36	28	34	5	8	9	43	38	6	35	14	20	18	15	37	13	22	21	33	4	55	30	24	31					
LAP 11	7	27	25	2	16	28	36	34	5	8	9	43	38	6	20	35	18	15	14	37	13	22	4	30	33	21	24	55	31					
LAP 12	7	27	25	2	28	16	36	5	34	8	9	43	6	38	20	35	18	14	37	15	4	30	13	22	33	24	21	55	31					
LAP 13	7	27	25	2	28	5	36	34	6	8	9	43	38	16	20	35	18	14	37	4	30	15	13	22	33	24	21	55						
LAP 14	7	27	25	2	28	5	34	6	8	9	43	16	35	20	14	38	30	37	15	13	22	33	24	18	21	55	4.	36.						
LAP 15	7	27	25	28	2	5	34	6	8	9	43	16	35	20	37	38	15	30	13	24	22	33	18	21	55	36								
LAP 16	7	27	25	28	2	5	34	6	8	9	43	16	20	35	37	30	15	22	33	13	38	18	24	21	55	36.								
LAP 17	7	27	25	2	5	6	34	8	43	16	20	35	37	30	15	22	33	13	18	38	24	21	55											
LAP 18	7	27	25	2	5	6	34	8	43	16	20	37	30	15	35	22	33	13	18	38	24	21	55											

# DTM Oschersleben

Oschersleben, length 3696 m

11. - 13.09.2015

ADAC Formel 4



DMSB-Reg.No.: 233/15

## Lap Analysis race 2, 13.09.2015

### 1 Kim Luis Schramm , ADAC Formel 4 / DEU

theoretical besttime: 1:32.745

Lap	Time	S1	V1	S2	V2	S3	V3	Vmax	Lap	Time	S1	V1	S2	V2	S3	V3	Vmax
1	1:52.170	51.089	165	33.166	196	27.915	173		4	1:39.150	38.538	170	31.022	197	29.590	108	<b>206</b>
2	1:38.152	38.699	170	31.380	183	28.073	130	204	5	2:06.605	44.471	128	52.597	65	29.537	<b>176</b>	132
3	2:09.036	45.053	148	48.342	62	35.641	174	137	6	<b>1:32.745</b>	<b>37.363</b>	<b>173</b>	<b>30.195</b>	<b>200</b>	<b>25.187</b>	176	204

### 2 Tim Zimmermann , ADAC Formel 4 / DEU

theoretical besttime: 1:29.281

Lap	Time	S1	V1	S2	V2	S3	V3	Vmax	Lap	Time	S1	V1	S2	V2	S3	V3	Vmax
1	1:47.426	48.976	170	31.678	197	26.772	174		10	2:08.291	46.464	133	47.975	75	33.852	<b>178</b>	161
2	1:37.794	38.163	172	30.622	179	29.009	124	206	11	1:30.788	36.442	174	29.680	200	24.666	178	208
3	2:11.143	43.541	118	49.839	56	37.763	176	153	12	1:29.871	35.858	175	<b>29.515</b>	200	24.498	177	209
4	1:36.559	37.122	173	30.209	199	29.228	138	208	13	1:29.720	35.771	175	29.541	<b>201</b>	<b>24.408</b>	178	209
5	2:09.145	44.731	136	52.935	56	31.479	177	132	14	1:29.943	35.780	<b>176</b>	29.737	200	24.426	178	<b>210</b>
6	1:31.400	36.746	174	29.908	199	24.746	177	207	15	1:30.625	36.310	175	29.807	201	24.508	177	209
7	1:30.602	36.229	175	29.777	199	24.596	177	209	16	1:29.811	35.558	175	29.641	200	24.612	177	208
8	1:34.763	36.117	174	30.546	154	28.100	150	208	17	<b>1:29.432</b>	<b>35.358</b>	174	29.536	200	24.538	177	208
9	1:58.954	43.346	123	41.566	143	34.042	141	151	18	1:30.051	35.877	173	29.687	199	24.487	176	184

### 3 Benjamin Mazatis , ADAC Formel 4 Rookie / DEU

theoretical besttime:

Lap	Time	S1	V1	S2	V2	S3	V3	Vmax	Lap	Time	S1	V1	S2	V2	S3	V3	Vmax
1	1:58.357	53.393	<b>168</b>	<b>34.554</b>	<b>194</b>	<b>30.410</b>	<b>169</b>										

### 4 Robert Shwartzman , ADAC Formel 4 / RUS

theoretical besttime: 1:30.898

Lap	Time	S1	V1	S2	V2	S3	V3	Vmax	Lap	Time	S1	V1	S2	V2	S3	V3	Vmax
1	1:47.118	48.796	171	31.563	198	26.759	174		8	1:51.160	36.379	175	30.140	199			
2	1:39.625	39.555	174	30.874	199	29.196	122	206	9	1:53.477	55.248	174	31.101	185	27.128	147	
3	2:10.440	43.562	123	49.659	59	37.219	176	141	10	2:02.355	47.322	107	44.065	84	30.968	177	120
4	1:37.499	37.660	173	30.416	199	29.423	128	208	11	1:33.421	37.026	174	30.231	<b>203</b>	26.164	<b>181</b>	208
5	2:08.298	44.506	122	52.218	59	31.574	178	143	12	1:33.055	37.067	172	30.192	198	25.796	178	205
6	1:32.300	36.984	<b>176</b>	30.226	199	25.090	179	209	13	<b>1:31.214</b>	<b>36.126</b>	175	<b>29.888</b>	202	25.200	180	209
7	1:31.460	36.277	176	30.299	201	<b>24.884</b>	179	<b>210</b>	14	2:00.893	38.325	175	34.576	198			208

### 5 David Beckmann , ADAC Formel 4 Rookie / DEU

theoretical besttime: 1:29.206

Lap	Time	S1	V1	S2	V2	S3	V3	Vmax	Lap	Time	S1	V1	S2	V2	S3	V3	Vmax
1	1:46.086	48.390	170	31.390	200	26.306	173		10	2:06.373	47.039	110	46.365	80	32.969	179	140
2	1:38.035	37.975	173	30.909	199	29.151	138	205	11	1:32.170	36.883	<b>177</b>	30.213	<b>203</b>	25.074	<b>181</b>	203
3	2:11.891	44.140	111	49.799	56	37.952	177	165	12	1:30.793	36.398	175	29.770	203	24.625	180	<b>213</b>
4	1:41.091	41.546	173	30.419	201	29.126	111	209	13	1:30.359	35.975	174	29.722	201	24.662	179	210
5	2:07.187	44.678	122	52.463	61	30.046	179	139	14	1:29.987	35.863	175	29.610	202	24.514	180	209
6	1:32.586	37.325	175	30.216	201	25.045	180	202	15	1:29.580	35.483	175	29.646	201	24.451	179	209
7	1:32.109	36.985	173	30.046	201	25.078	180	210	16	<b>1:29.296</b>	<b>35.372</b>	175	29.501	200	24.423	179	209
8	1:33.510	36.548	176	30.549	192	26.413	131	208	17	1:29.415	35.395	175	29.518	200	24.502	178	209
9	1:58.858	43.510	118	41.728	129	33.620	136	140	18	1:29.654	35.820	175	<b>29.424</b>	201	<b>24.410</b>	180	208

### 6 Mike Ortmann , ADAC Formel 4 Rookie / DEU

theoretical besttime: 1:29.772

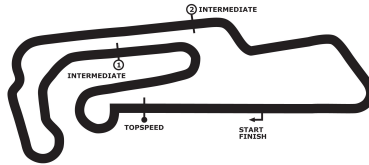
Lap	Time	S1	V1	S2	V2	S3	V3	Vmax	Lap	Time	S1	V1	S2	V2	S3	V3	Vmax
1	1:58.493	53.835	170	34.894	196	29.764	174		10	2:04.677	46.621	117	45.633	82	32.423	177	142
2	1:53.537	47.456	171	36.260	127	29.821	138	203	11	1:32.996	36.877	176	30.644	<b>203</b>	25.475	177	207
3	1:57.012	41.609	149	43.857	41	31.546	173	153	12	1:31.575	36.860	175	29.928	200	24.787	<b>180</b>	<b>209</b>
4	1:39.807	38.884	174	33.202	153	27.721	142	198	13	1:31.914	36.063	175	29.992	201	25.859	179	209
5	2:03.585	44.539	151	48.952	83	30.094	175	96	14	1:30.587	36.124	176	29.817	201	24.646	179	209
6	1:35.412	37.665	175	30.949	201	26.798	174	193	15	1:30.263	35.951	176	29.707	201	24.605	179	208
7	1:33.948	37.255	<b>176</b>	31.014	201	25.679	178	206	16	1:30.678	36.096	176	29.890	199	24.692	179	209
8	1:34.033	36.692	174	31.543	167	25.798	174	207	17	<b>1:29.772</b>	<b>35.571</b>	175	<b>29.693</b>	199	<b>24.508</b>	178	206
9	1:49.175	37.376	172	38.303	127	33.496	130	193	18	1:31.130	36.520	172	29.751	199	24.859	178	200

# DTM Oschersleben

Oschersleben, length 3696 m

11. - 13.09.2015

ADAC Formel 4



## Lap Analysis race 2, 13.09.2015

DMSB-Reg.No.: 233/15

7 Joel Eriksson , ADAC Formel 4 / SWE									theoretical besttime: 1:28.927								
Lap	Time	S1	V1	S2	V2	S3	V3	Vmax	Lap	Time	S1	V1	S2	V2	S3	V3	Vmax
1	1:41.601	44.311	171	30.920	195	26.370	173		10	2:08.664	46.674	125	48.244	74	33.746	177	146
2	1:36.767	37.391	173	30.493	195	28.883	141	203	11	1:30.239	36.163	173	29.620	198	24.456	177	206
3	2:15.674	46.774	125	50.786	56	38.114	174	142	12	1:29.329	35.430	173	29.593	199	24.306	178	206
4	1:35.980	36.427	173	29.901	197	29.652	133	204	13	1:29.355	35.387	174	29.575	198	24.393	177	207
5	2:09.804	45.102	129	53.439	53	31.263	176	139	14	1:29.979	36.129	173	29.561	198	24.289	177	206
6	1:31.003	36.095	174	29.740	197	25.168	174	206	15	1:28.995	35.243	175	29.512	199	24.240	177	207
7	1:30.529	36.207	174	29.709	197	24.613	177	205	16	1:29.004	35.212	175	29.476	199	24.316	178	207
8	1:35.139	35.769	175	29.667	186	29.703	144	207	17	1:29.422	35.330	175	29.587	199	24.505	177	207
9	1:59.666	44.102	134	41.467	141	34.097	145	142	18	1:29.398	35.445	174	29.475	199	24.478	173	206

8 Jannis Fittje , ADAC Formel 4 Rookie / DEU									theoretical besttime: 1:30.650								
Lap	Time	S1	V1	S2	V2	S3	V3	Vmax	Lap	Time	S1	V1	S2	V2	S3	V3	Vmax
1	1:51.677	50.921	168	32.936	189	27.820	173		10	2:06.298	46.930	113	46.231	77	33.137	178	147
2	1:40.072	39.544	171	31.706	167	28.822	139	198	11	1:32.515	36.817	175	30.525	199	25.173	178	206
3	2:08.098	44.058	137	48.630	58	35.410	174	141	12	1:31.703	36.360	175	30.227	200	25.116	177	208
4	1:39.254	38.229	170	31.512	184	29.513	113	199	13	1:34.378	36.187	174	30.602	200	27.589	179	207
5	2:07.089	44.308	121	52.721	66	30.060	175	139	14	1:31.324	36.145	173	30.305	199	24.874	178	209
6	1:32.972	37.213	174	30.398	198	25.361	177	206	15	1:30.718	35.866	174	30.015	199	24.837	178	208
7	1:33.150	37.004	174	30.554	198	25.592	176	203	16	1:30.745	35.916	175	29.983	199	24.846	178	208
8	1:34.129	36.529	173	31.137	192	26.463	173	205	17	1:32.944	37.592	173	30.386	199	24.966	177	205
9	1:55.479	40.144	117	41.534	130	33.801	135	187	18	1:30.798	35.830	173	30.081	199	24.887	177	207

9 Jonathan Cecotto , ADAC Formel 4 Rookie / VEN									theoretical besttime: 1:30.648								
Lap	Time	S1	V1	S2	V2	S3	V3	Vmax	Lap	Time	S1	V1	S2	V2	S3	V3	Vmax
1	1:54.509	51.636	170	33.256	198	29.617	177		9	1:55.490	39.883	122	41.641	138	33.966	140	187
2	1:40.159	39.151	173	32.292	179	28.716	158	200	10	2:05.787	46.726	118	46.098	83	32.963	179	148
3	2:05.758	42.920	159	48.023	56	34.815	176	137	11	1:32.589	36.817	176	30.558	201	25.214	179	207
4	1:39.631	38.726	173	31.324	194	29.581	123	207	12	1:31.754	36.231	175	30.506	200	25.017	178	209
5	2:07.180	44.554	132	52.329	72	30.297	177	122	13	1:34.099	36.160	175	30.368	203	27.571	180	211
6	1:33.399	36.960	175	30.669	201	25.770	177	207	14	1:31.533	36.302	176	30.226	202	25.005	179	207
7	1:33.059	36.924	175	30.713	199	25.422	178	208	15	1:30.716	35.885	175	29.978	202	24.853	180	210
8	1:33.589	36.514	175	31.280	194	25.795	177	208	16	1:30.855	35.937	175	30.133	201	24.785	179	211

10 Michael Waldherr , ADAC Formel 4 / DEU									theoretical besttime: 1:30.282								
Lap	Time	S1	V1	S2	V2	S3	V3	Vmax	Lap	Time	S1	V1	S2	V2	S3	V3	Vmax
1	1:44.572	46.770	172	31.219	199	26.583	175		5	2:09.169	44.835	129	52.857	56	31.477	178	134
2	1:37.437	38.006	173	30.138	200	29.293	147	208	6	1:31.518	36.740	175	29.829	201	24.949	177	209
3	2:13.772	45.300	112	50.221	53	38.251	177	141	7	1:30.282	36.304	175	29.503	202	24.475	179	209
4	1:36.660	37.368	174	30.033	200	29.259	135	208									

13 Cedric Piro , ADAC Formel 4 / DEU									theoretical besttime: 1:30.856								
Lap	Time	S1	V1	S2	V2	S3	V3	Vmax	Lap	Time	S1	V1	S2	V2	S3	V3	Vmax
1	1:53.825	50.935	161	33.657	193	29.233	172		10	2:03.843	47.480	105	44.745	87	31.618	177	135
2	1:59.681	54.130	171	35.413	123	30.138	138	203	11	1:34.616	37.351	173	30.966	198	26.299	177	206
3	1:56.319	42.542	158	42.862	37	30.915	175	135	12	1:34.002	37.550	169	30.908	199	25.544	177	207
4	1:43.799	40.276	172	34.996	178	28.527	156	203	13	1:31.905	36.539	174	30.380	199	24.986	177	208
5	2:00.512	43.438	153	47.847	103	29.227	175	123	14	1:31.703	36.340	175	30.172	199	25.191	179	209
6	1:36.954	38.429	173	31.701	196	26.824	175	202	15	1:34.125	37.717	173	30.263	199	26.145	177	211
7	1:36.332	37.869	173	32.219	197	26.244	176	205	16	1:34.583	38.464	175	30.730	201	25.389	177	210
8	1:36.802	37.270	174	32.686	173	26.846	176	207	17	1:31.044	35.955	173	30.100	198	24.989	177	206
9	1:44.189	39.044	171	33.349	131	31.796	120	151	18	1:30.936	35.971	173	30.164	199	24.801	177	206

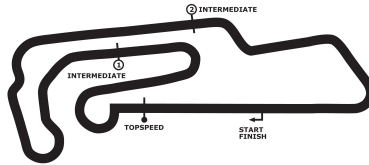
14 Moritz Müller-Crepon , ADAC Formel 4 / CHE									theoretical besttime: 1:31.778								
Lap	Time	S1	V1	S2	V2	S3	V3	Vmax	Lap	Time	S1	V1	S2	V2	S3	V3	Vmax
1	1:56.015	52.962	169	34.197	195	28.856	174		8	1:34.922	37.304	173	31.267	195	26.351	159	204
2	1:45.231	43.559	170	33.186	178	28.486	163	200	9	1:46.796	38.499	171	35.755	127	32.542	119	179
3	2:01.768	42.833	168	46.027	40	32.908	173	154	10	2:04.287	46.571	113	45.646	86	32.070	178	144
4	1:40.979	38.496	171	31.602	147	30.881	120	203	11	1:35.758	37.778	174	30.821	197	27.159	177	205
5	2:06.336	45.139	145	50.566	65	30.631	176	122	12	1:32.376	36.960	174	30.321	198	25.095	177	207
6	1:35.971	37.726	173	31.107	199	27.138	176	204	13	1:32.294	36.474	174	30.426	200	25.394	177	208
7	1:38.082	36.902	173	35.443	193	25.737	175	205	14	1:32.745	36.515	173	30.209	200	26.021	175	209

# DTM Oschersleben

Oschersleben, length 3696 m

11. - 13.09.2015

ADAC Formel 4



## Lap Analysis race 2, 13.09.2015

DMSB-Reg.No.: 233/15

### 15 David Kolkman , ADAC Formel 4 / DEU

theoretical besttime: 1:30.755

Lap	Time	S1	V1	S2	V2	S3	V3	Vmax	Lap	Time	S1	V1	S2	V2	S3	V3	Vmax
1	2:03.616	52.700	169	34.091	193	36.825	170		10	2:03.942	47.127	97	45.056	85	31.759	177	135
2	1:47.755	39.534	169	37.962	147	30.259	145	197	11	1:34.235	37.349	174	30.698	200	26.188	179	207
3	1:58.173	41.670	144	43.922	39	32.581	171	163	12	1:34.094	38.086	174	30.502	196	25.506	176	211
4	1:39.876	39.440	172	33.190	168	27.246	146	198	13	1:32.428	37.136	175	30.235	198	25.057	177	207
5	2:03.576	44.737	153	48.901	82	29.938	174	94	14	1:31.820	36.424	175	30.019	199	25.377	179	207
6	1:36.037	39.077	173	30.826	199	26.134	177	195	15	1:33.958	37.315	174	30.145	203	26.498	178	207
7	1:36.576	38.485	173	31.925	198	26.166	175	201	16	1:32.059	37.221	174	30.035	199	24.803	177	209
8	1:37.039	37.883	167	32.541	177	26.615	172	205	17	1:30.790	36.004	173	29.950	199	24.836	178	207
9	1:44.983	39.482	172	33.591	133	31.910	110	156	18	1:31.493	36.002	174	30.442	198	25.049	177	207

### 16 Marek Böckmann , ADAC Formel 4 / DEU

theoretical besttime: 1:29.916

Lap	Time	S1	V1	S2	V2	S3	V3	Vmax	Lap	Time	S1	V1	S2	V2	S3	V3	Vmax
1	1:47.936	49.177	173	31.762	199	26.997	173		10	2:07.898	47.791	119	46.222	77	33.885	179	146
2	1:38.163	38.217	173	30.886	197	29.060	128	205	11	1:31.643	37.066	175	29.911	199	24.666	177	210
3	2:10.593	43.622	130	49.456	58	37.515	176	142	12	1:31.092	36.740	175	29.823	199	24.529	178	207
4	1:37.591	37.397	174	30.305	199	29.889	127	208	13	1:39.906	43.154	156	31.531	201	25.221	179	208
5	2:08.338	44.387	123	52.325	58	31.626	175	146	14	1:32.728	36.236	176	30.463	203	26.029	178	211
6	1:31.923	36.820	175	29.964	200	25.139	177	208	15	1:29.916	35.655	174	29.733	199	24.528	176	207
7	1:31.830	36.451	175	30.415	198	24.964	176	208	16	1:30.079	35.710	172	29.747	199	24.622	178	207
8	1:33.760	36.070	175	30.312	195	27.378	137	206	17	1:31.600	36.476	176	30.248	202	24.876	180	208
9	1:58.468	43.274	121	41.643	138	33.551	137	152	18	1:30.672	35.921	175	29.874	202	24.877	177	200

### 18 Giorgio Maggi , ADAC Formel 4 / CHE

theoretical besttime: 1:30.215

Lap	Time	S1	V1	S2	V2	S3	V3	Vmax	Lap	Time	S1	V1	S2	V2	S3	V3	Vmax
1	1:50.753	50.356	171	32.676	196	27.721	173		10	2:03.987	47.105	100	45.143	86	31.739	178	137
2	1:38.932	39.211	172	31.776	176	27.945	139	197	11	1:34.468	37.235	175	30.726	204	26.507	177	202
3	2:09.249	44.792	150	48.498	62	35.959	175	134	12	1:32.423	36.971	175	30.089	203	25.363	178	210
4	1:46.625	45.755	168	31.741	185	29.129	107	207	13	1:32.333	36.558	175	30.387	204	25.388	180	208
5	2:05.813	45.025	133	50.204	66	30.584	175	112	14	1:41.116	45.016	173	30.106	198	25.994	177	211
6	1:37.030	38.119	174	31.236	202	27.675	169	189	15	1:31.012	36.107	172	29.843	194	25.062	177	205
7	1:36.698	38.528	173	32.182	196	25.988	177	195	16	1:32.100	37.299	172	30.031	197	24.770	178	207
8	1:37.229	38.234	172	32.257	179	26.738	165	209	17	1:32.208	36.574	173	30.281	201	25.353	177	189
9	1:44.845	39.386	172	33.653	131	31.806	111	165	18	1:30.215	35.857	173	29.678	199	24.680	177	203

### 20 Nikolaj Rogivue , ADAC Formel 4 / CHE

theoretical besttime: 1:30.814

Lap	Time	S1	V1	S2	V2	S3	V3	Vmax	Lap	Time	S1	V1	S2	V2	S3	V3	Vmax
1	2:00.588	56.314	166	35.163	196	29.111	174		10	2:04.043	46.798	108	45.299	81	31.946	178	143
2	1:46.009	40.136	170	35.713	138	30.160	153	199	11	1:33.754	37.006	175	30.709	198	26.039	175	208
3	2:00.464	41.501	163	44.832	35	34.131	173	163	12	1:31.620	36.429	175	30.148	199	25.043	179	206
4	1:39.653	38.579	171	32.293	183	28.781	126	204	13	1:33.554	36.585	175	31.488	200	25.481	177	193
5	2:04.965	45.296	143	49.472	68	30.197	177	103	14	1:33.472	36.255	174	30.199	202	27.018	176	209
6	1:36.615	38.744	174	30.879	201	26.992	173	193	15	1:31.577	36.400	174	30.143	200	25.034	179	208
7	1:36.612	38.236	173	32.513	195	25.863	176	206	16	1:31.620	36.132	175	30.180	201	25.308	178	210
8	1:35.611	37.860	172	31.590	196	26.161	165	207	17	1:30.973	35.932	173	30.165	196	24.876	177	207
9	1:46.237	40.867	170	33.070	126	32.300	105	164	18	1:30.814	35.828	173	30.117	197	24.869	176	206

### 21 Michelle Halder , ADAC Formel 4 Rookie / DEU

theoretical besttime: 1:33.473

Lap	Time	S1	V1	S2	V2	S3	V3	Vmax	Lap	Time	S1	V1	S2	V2	S3	V3	Vmax
1	2:01.542	56.151	167	36.046	192	29.345	172		10	2:03.142	46.909	102	44.661	84	31.572	176	117
2	1:49.185	40.935	168	37.794	158	30.456	148	201	11	1:37.036	38.097	171	32.027	197	26.912	175	207
3	1:57.785	41.622	155	44.074	38	32.089	174	171	12	1:38.931	38.009	172	34.436	195	26.486	173	207
4	1:43.736	40.953	171	34.418	184	28.365	165	199	13	1:34.905	37.072	171	31.762	196	26.071	176	204
5	2:01.282	43.725	166	47.708	91	29.849	175	109	14	1:34.069	36.891	172	31.298	197	25.880	174	206
6	1:40.844	40.316	169	33.433	194	27.095	174	203	15	1:34.181	37.116	173	31.222	197	25.843	176	205
7	1:38.740	38.563	170	32.962	193	27.215	175	203	16	1:33.751	36.962	172	30.914	197	25.875	176	206
8	1:37.985	38.179	170	32.605	194	27.201	173	205	17	1:33.997	37.225	171	31.104	198	25.668	175	204
9	1:39.182	38.307	169	32.905	193	27.970	131	204	18	1:35.314	36.891	169	31.853	195	26.570	175	204

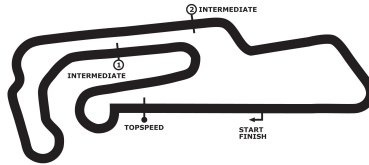


# DTM Oschersleben

Oschersleben, length 3696 m

11. - 13.09.2015

ADAC Formel 4



## Lap Analysis race 2, 13.09.2015

DMSB-Reg.No.: 233/15

### 22 Florian Janits , ADAC Formel 4 / DEU

theoretical besttime: 1:31.126

Lap	Time	S1	V1	S2	V2	S3	V3	Vmax	Lap	Time	S1	V1	S2	V2	S3	V3	Vmax
1	1:55.810	52.371	169	33.851	196	29.588	172		10	2:03.452	47.541	98	44.701	86	31.210	177	128
2	1:40.537	39.442	172	31.612	176	29.483	142	182	11	1:34.573	37.390	173	30.854	201	26.329	178	196
3	2:04.739	42.449	161	47.881	51	34.409	173	144	12	1:34.250	38.040	173	30.794	200	25.416	176	207
4	1:40.219	38.528	170	31.329	163	30.362	112	192	13	1:31.877	36.393	174	30.435	199	25.049	178	208
5	2:06.395	44.281	149	52.659	73	29.455	174	132	14	1:32.088	36.731	173	30.484	198	24.873	177	207
6	1:33.756	37.937	171	30.461	195	25.358	176	198	15	1:33.846	37.315	170	30.767	199	25.764	177	207
7	1:49.154	36.755	174	45.954	154	26.445	174	205	16	1:31.613	36.625	175	30.117	199	24.871	175	209
8	1:34.877	37.175	172	31.320	192	26.382	153	203	17	1:31.477	36.368	173	30.279	199	24.830	176	206
9	1:43.533	38.522	173	33.412	134	31.599	125	170	18	1:31.463	36.179	172	30.140	198	25.144	177	205

### 24 Robin Brezina , ADAC Formel 4 Rookie / DEU

theoretical besttime: 1:30.572

Lap	Time	S1	V1	S2	V2	S3	V3	Vmax	Lap	Time	S1	V1	S2	V2	S3	V3	Vmax
1	1:58.465	53.684	168	34.600	194	30.181	168		10	1:43.993	38.670	170	34.952	88	30.371	176	191
2	1:40.821	39.735	169	32.459	189	28.627	146	203	11	1:36.071	37.213	170	32.023	199	26.835	176	199
3	2:03.073	43.998	166	45.975	44	33.100	174	144	12	1:31.826	37.140	172	29.935	198	24.751	178	207
4	1:41.117	38.553	174	31.611	150	30.953	107	199	13	1:31.324	36.055	174	30.332	201	24.937	179	207
5	2:07.255	44.567	162	51.298	69	31.390	175	143	14	1:32.275	36.728	174	30.401	200	25.146	176	207
6	1:35.112	37.769	173	30.974	200	26.369	176	206	15	1:32.700	36.513	170	30.334	199	25.853	178	207
7	1:59.096	41.166	87	33.509	197			205	16	1:41.296	46.372	170	30.121	197	24.803	175	209
8	1:52.623	55.673	170	31.352	194	25.598	171		17	1:32.331	36.551	170	30.933	197	24.847	176	203
9	1:33.049	37.227	172	30.636	197	25.186	165	197	18	1:30.929	36.412	172	29.802	198	24.715	176	204

### 25 Mick Schumacher , ADAC Formel 4 Rookie / DEU

theoretical besttime: 1:29.187

Lap	Time	S1	V1	S2	V2	S3	V3	Vmax	Lap	Time	S1	V1	S2	V2	S3	V3	Vmax
1	1:44.152	46.346	171	31.120	196	26.686	173		10	2:08.483	46.602	132	48.115	71	33.766	178	146
2	1:36.005	37.780	173	30.116	198	28.109	149	203	11	1:30.708	36.348	175	29.757	199	24.603	179	207
3	2:15.092	46.374	125	50.424	53	38.294	175	135	12	1:29.902	35.923	173	29.552	199	24.427	178	207
4	1:36.214	37.336	174	29.884	198	28.994	132	205	13	1:29.865	35.833	174	29.604	198	24.428	178	207
5	2:09.649	44.854	127	53.240	56	31.555	177	139	14	1:29.848	35.911	174	29.451	200	24.486	178	206
6	1:31.091	36.387	174	29.925	198	24.779	177	205	15	1:29.709	35.878	174	29.448	200	24.383	178	207
7	1:30.564	36.312	175	29.633	199	24.619	176	206	16	1:29.418	35.664	174	29.485	199	24.269	178	207
8	1:34.820	36.039	175	29.905	180	28.876	142	206	17	1:29.476	35.470	173	29.604	199	24.402	178	207
9	1:59.551	44.116	123	41.415	141	34.020	152	139	18	1:29.817	35.761	174	29.672	199	24.384	178	206

### 27 Marvin Dienst , ADAC Formel 4 / DEU

theoretical besttime: 1:28.689

Lap	Time	S1	V1	S2	V2	S3	V3	Vmax	Lap	Time	S1	V1	S2	V2	S3	V3	Vmax
1	1:42.125	45.496	173	30.723	197	25.906	171		10	2:08.646	46.738	120	48.198	72	33.710	178	142
2	1:36.636	37.879	173	29.927	199	28.830	142	201	11	1:30.409	36.252	175	29.613	199	24.544	178	209
3	2:15.978	46.941	123	50.744	52	38.293	175	143	12	1:29.266	35.644	175	29.357	200	24.265	178	210
4	1:35.887	36.990	174	29.597	198	29.300	132	203	13	1:29.217	35.384	176	29.343	202	24.490	178	209
5	2:09.721	45.143	124	53.191	54	31.387	177	133	14	1:30.594	36.549	161	29.730	200	24.315	178	210
6	1:30.686	36.372	174	29.590	199	24.724	178	207	15	1:28.800	35.205	175	29.377	200	24.218	178	209
7	1:30.691	36.461	175	29.594	200	24.636	178	209	16	1:28.797	35.128	175	29.353	200	24.316	178	209
8	1:35.084	35.815	175	29.687	161	29.582	150	209	17	1:29.307	35.235	174	29.545	200	24.527	178	209
9	1:59.714	44.370	128	41.263	145	34.081	151	141	18	1:29.285	35.471	173	29.505	200	24.309	178	208

### 28 Janneau Esmeijer , ADAC Formel 4 / NLD

theoretical besttime: 1:28.849

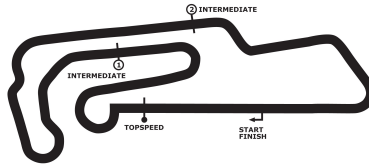
Lap	Time	S1	V1	S2	V2	S3	V3	Vmax	Lap	Time	S1	V1	S2	V2	S3	V3	Vmax
1	1:48.256	49.668	171	31.894	197	26.694	174		9	1:58.316	42.714	111	42.046	146	33.556	137	150
2	1:38.881	38.665	173	31.083	181	29.133	119	198	10	2:07.313	47.295	114	46.550	79	33.468	179	153
3	2:10.442	43.730	122	49.546	58	37.166	175	135	11	1:31.380	36.697	175	30.179	201	24.504	180	210
4	1:38.472	39.060	173	30.227	199	29.185	129	201	12	1:29.785	35.911	175	29.588	199	24.286	178	212
5	2:07.602	44.386	119	52.409	58	30.807	177	134	13	1:29.139	35.489	175	29.493	201	24.157	179	209
6	1:32.568	37.122	175	30.272	201	25.174	179	209	14	1:29.286	35.272	177	29.420	204	24.594	180	210
7	1:32.105	36.471	176	30.547	198	25.087	178	199	15	1:29.544	35.778	175	29.485	203	24.281	179	212
8	1:33.210	36.248	175	30.609	197	26.353	133	209	16	1:29.200	35.466	175	29.441	203	24.293	180	211

# DTM Oschersleben

Oschersleben, length 3696 m

11. - 13.09.2015

ADAC Formel 4



## Lap Analysis race 2, 13.09.2015

DMSB-Reg.No.: 233/15

### 30 Jason Kremer , ADAC Formel 4 / DEU

theoretical besttime: 1:30.307

Lap	Time	S1	V1	S2	V2	S3	V3	Vmax	Lap	Time	S1	V1	S2	V2	S3	V3	Vmax
1	1:54.920	52.051	170	33.656	197	29.213	174		10	1:48.746	38.068	159	39.956	85	30.722	177	192
2	1:38.504	38.462	171	31.510	173	28.532	137	190	11	1:33.068	37.338	173	30.736	199	24.994	179	205
3	2:06.504	43.535	151	48.210	52	34.759	176	134	12	1:33.019	36.917	174	30.421	200	25.681	179	210
4	1:39.684	38.343	174	31.875	189	29.466	118	191	13	1:31.127	36.143	176	29.933	<b>203</b>	25.051	<b>181</b>	210
5	2:06.725	44.532	128	52.370	67	29.823	178	128	14	1:32.069	<b>36.053</b>	<b>177</b>	30.235	201	25.781	179	211
6	1:51.833	37.221	175	30.477	199			208	15	1:34.624	38.123	176	30.287	200	26.214	180	205
7	1:51.476	56.585	175	29.922	197	24.969	171		16	1:31.084	36.828	174	<b>29.654</b>	199	24.602	177	<b>212</b>
8	1:35.943	36.833	173	31.787	171	27.323	173	203	17	<b>1:30.833</b>	36.491	173	29.682	199	24.660	179	207
9	1:39.986	38.751	166	33.601	191	27.634	176	190	18	1:31.095	36.337	175	30.158	199	<b>24.600</b>	175	198

### 31 Yan Leon Shlom , ADAC Formel 4 Rookie / RUS

theoretical besttime: 1:30.994

Lap	Time	S1	V1	S2	V2	S3	V3	Vmax	Lap	Time	S1	V1	S2	V2	S3	V3	Vmax
1	1:58.641	54.004	165	35.172	196	29.465	174		7	1:33.116	36.876	173	30.920	197	25.320	177	207
2	1:50.738	43.914	171	36.521	167	30.303	155	195	8	1:31.860	36.274	173	30.425	197	25.161	177	208
3	1:58.796	42.127	150	44.300	38	32.369	174	163	9	1:32.497	36.558	173	30.587	198	25.352	178	<b>209</b>
4	2:16.129	39.642	173	45.107	188			192	10	1:32.783	36.210	174	30.807	<b>200</b>	25.766	178	208
5	12:01.037	11:00	168	33.349	192	26.743	176		11	<b>1:30.994</b>	<b>35.952</b>	<b>175</b>	<b>30.117</b>	200	<b>24.925</b>	<b>179</b>	208
6	1:34.273	37.701	172	30.984	197	25.588	177	205	12	1:34.108	36.386	171	31.845	196	25.877	177	209

### 33 Jan Jonck , ADAC Formel 4 / DNK

theoretical besttime: 1:31.202

Lap	Time	S1	V1	S2	V2	S3	V3	Vmax	Lap	Time	S1	V1	S2	V2	S3	V3	Vmax
1	2:01.856	57.761	173	34.461	191	29.634	174		10	2:02.762	47.245	108	44.185	86	31.332	<b>179</b>	129
2	1:46.231	40.138	170	35.733	152	30.360	160	197	11	1:36.064	37.994	170	32.008	201	26.062	177	206
3	1:59.652	41.993	161	44.891	36	32.768	174	171	12	1:32.157	36.781	175	30.340	199	25.036	179	207
4	1:39.849	39.893	172	32.363	160	27.593	123	200	13	1:31.785	36.476	<b>176</b>	30.297	201	25.012	179	<b>209</b>
5	2:05.010	44.980	161	49.405	72	30.625	177	102	14	1:32.085	36.593	176	30.470	<b>202</b>	25.022	179	207
6	1:35.780	38.332	175	30.865	199	26.583	175	192	15	1:33.636	37.231	176	30.741	201	25.664	179	207
7	1:46.106	49.885	172	30.949	197	25.272	178	193	16	1:31.786	36.793	175	30.061	201	<b>24.932</b>	179	208
8	1:37.264	37.674	174	32.277	192	27.313	176	207	17	1:31.415	36.403	175	<b>30.056</b>	202	24.956	179	200
9	1:39.101	38.241	164	32.968	191	27.892	131	185	18	<b>1:31.393</b>	<b>36.214</b>	175	30.065	201	25.114	179	195

### 34 Toni Wolf , ADAC Formel 4 Rookie / DEU

theoretical besttime: 1:30.237

Lap	Time	S1	V1	S2	V2	S3	V3	Vmax	Lap	Time	S1	V1	S2	V2	S3	V3	Vmax
1	1:48.881	50.154	170	32.090	197	26.637	174		10	2:06.779	47.169	112	46.256	79	33.354	178	138
2	1:38.925	38.638	172	30.958	193	29.329	122	201	11	1:32.053	36.829	175	30.213	201	25.011	<b>179</b>	209
3	2:10.242	44.283	123	48.933	65	37.026	174	137	12	1:31.903	37.270	174	29.871	200	24.762	179	<b>210</b>
4	1:38.688	39.110	173	30.485	199	29.093	117	196	13	1:34.349	35.956	174	31.440	198	26.953	177	209
5	2:07.321	44.455	117	52.209	58	30.657	177	136	14	1:30.515	35.961	174	<b>29.757</b>	198	24.797	177	207
6	1:32.519	37.110	<b>175</b>	30.263	199	25.146	178	208	15	<b>1:30.306</b>	<b>35.736</b>	174	29.810	199	24.760	177	206
7	1:32.134	36.891	174	30.101	<b>201</b>	25.142	178	209	16	1:30.749	36.122	174	29.883	198	<b>24.744</b>	177	207
8	1:33.326	36.363	175	30.502	198	26.461	135	208	17	1:34.187	39.312	173	30.013	199	24.862	177	207
9	1:58.731	43.411	120	41.906	127	33.414	138	148	18	1:30.778	35.991	173	29.998	198	24.789	177	205

### 35 Carrie Schreiner , ADAC Formel 4 Rookie / DEU

theoretical besttime: 1:31.324

Lap	Time	S1	V1	S2	V2	S3	V3	Vmax	Lap	Time	S1	V1	S2	V2	S3	V3	Vmax
1	1:58.882	54.685	170	35.034	194	29.163	175		10	2:04.511	46.511	118	45.815	85	32.185	177	155
2	1:45.030	40.335	170	35.704	145	28.991	148	193	11	1:35.223	37.395	<b>175</b>	30.898	197	26.930	176	195
3	2:00.598	41.937	144	45.269	37	33.392	175	180	12	1:32.394	36.869	175	30.324	199	<b>25.201</b>	178	205
4	1:40.214	39.199	171	31.900	195	29.115	116	189	13	1:32.310	36.598	175	30.498	<b>201</b>	25.214	178	207
5	2:06.184	45.322	137	50.124	66	30.738	177	112	14	1:32.929	36.545	175	30.418	200	25.966	177	<b>209</b>
6	1:35.982	38.031	174	31.666	198	26.285	177	192	15	<b>1:31.461</b>	<b>36.062</b>	175	<b>30.061</b>	199	25.338	178	208
7	1:34.631	37.388	173	31.359	198	25.884	175	206	16	1:32.228	36.133	175	30.351	199	25.744	176	208
8	1:37.290	37.869	174	31.885	191	27.536	154	202	17	1:32.531	36.452	175	30.544	199	25.535	177	200
9	1:46.837	38.308	173	35.474	122	33.055	117	181	18	1:33.903	36.773	175	31.397	196	25.733	<b>179</b>	207

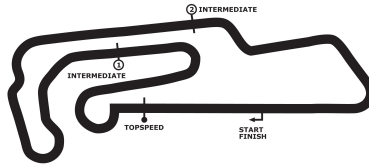


# DTM Oschersleben

Oschersleben, length 3696 m

11. - 13.09.2015

ADAC Formel 4



## Lap Analysis race 2, 13.09.2015

DMSB-Reg.No.: 233/15

### 36 Joey Mawson , ADAC Formel 4 / AUS

theoretical besttime: 1:30.514

Lap	Time	S1	V1	S2	V2	S3	V3	Vmax	Lap	Time	S1	V1	S2	V2	S3	V3	Vmax
1	1:50.354	48.103	172	31.318	196	30.933	173		9	1:58.387	42.830	122	41.785	145	33.772	141	157
2	1:37.780	38.023	174	30.831	197	28.926	133	203	10	2:07.557	47.495	115	46.493	79	33.569	178	146
3	2:10.002	44.299	128	49.363	69	36.340	176	130	11	1:32.396	37.208	<b>176</b>	<b>30.222</b>	<b>201</b>	24.966	178	<b>209</b>
4	1:37.458	37.791	174	30.427	198	29.240	131	205	12	<b>1:30.514</b>	<b>36.065</b>	175	<b>29.815</b>	201	<b>24.634</b>	<b>179</b>	207
5	2:07.738	44.257	125	52.524	56	30.957	176	134	13	1:35.106	37.033	166	32.074	194	25.999	175	209
6	1:32.695	37.058	175	30.356	199	25.281	176	207	14	2:13.460	51.301	166	33.468	186			203
7	1:31.322	36.341	174	30.118	199	24.863	177	207	15	2:25.732	1:30.488	174	30.297	199	24.947	177	
8	1:33.574	36.370	175	30.044	199	27.160	145	207	16	1:50.372	36.211	173	30.235	199			206

### 37 Kami Laliberté , ADAC Formel 4 Rookie / CAN

theoretical besttime: 1:30.364

Lap	Time	S1	V1	S2	V2	S3	V3	Vmax	Lap	Time	S1	V1	S2	V2	S3	V3	Vmax
1	2:06.932	51.892	169	33.785	193	41.255	170		10	2:03.849	47.494	99	44.800	85	31.555	178	140
2	1:45.793	39.639	170	36.213	125	29.941	138	200	11	1:34.650	37.413	<b>175</b>	30.549	<b>202</b>	26.688	177	203
3	1:56.863	42.476	162	42.857	38	31.530	170	141	12	1:32.454	36.960	175	30.294	199	25.200	177	207
4	1:43.632	39.971	171	34.836	176	28.825	156	200	13	1:32.194	36.423	174	30.293	201	25.478	<b>179</b>	207
5	2:00.420	43.474	151	47.831	115	29.115	177	117	14	1:32.947	35.964	174	30.114	198	26.869	175	<b>210</b>
6	1:35.043	38.128	172	30.643	196	26.272	175	203	15	1:32.798	36.855	173	30.660	198	25.283	175	205
7	1:37.246	38.534	172	32.176	194	26.536	176	196	16	<b>1:30.364</b>	<b>35.774</b>	173	<b>29.737</b>	<b>197</b>	<b>24.853</b>	177	204
8	1:37.565	37.817	166	32.960	181	26.788	167	203	17	1:32.346	36.372	173	30.214	199	25.760	177	206
9	1:44.429	39.342	164	33.377	125	31.710	116	153	18	1:31.190	36.303	172	29.833	196	25.054	176	207

### 38 Luca Engstler , ADAC Formel 4 Rookie / DEU

theoretical besttime: 1:31.926

Lap	Time	S1	V1	S2	V2	S3	V3	Vmax	Lap	Time	S1	V1	S2	V2	S3	V3	Vmax
1	1:57.007	53.556	168	34.637	197	28.814	171		10	2:05.019	46.489	130	46.163	82	32.367	177	138
2	1:40.304	39.539	172	32.690	188	28.075	129	202	11	1:33.131	37.190	<b>176</b>	30.501	<b>199</b>	25.440	177	<b>208</b>
3	2:04.010	42.352	171	47.564	50	34.094	173	159	12	1:33.564	38.148	175	<b>30.278</b>	198	<b>25.138</b>	175	207
4	1:40.666	38.983	172	31.379	160	30.304	105	198	13	<b>1:32.876</b>	36.614	175	31.064	197	25.198	177	205
5	2:07.957	44.292	138	52.301	72	31.364	173	153	14	1:34.779	<b>36.510</b>	174	30.472	196	27.797	175	205
6	1:34.556	37.951	173	31.098	197	25.507	173	204	15	1:34.334	37.092	174	30.803	197	26.439	177	207
7	1:34.673	37.584	172	31.338	194	25.751	<b>177</b>	204	16	1:36.074	38.778	174	30.999	198	26.297	174	207
8	1:34.712	37.157	173	31.635	194	25.920	174	204	17	1:33.668	36.697	175	30.709	199	26.262	176	197
9	1:50.313	38.149	174	38.597	122	33.567	129	201	18	1:33.472	36.776	174	30.830	197	25.866	175	205

### 39 Kevin Kratz , ADAC Formel 4 Rookie / DEU

theoretical besttime: 1:45.275

Lap	Time	S1	V1	S2	V2	S3	V3	Vmax	Lap	Time	S1	V1	S2	V2	S3	V3	Vmax
1	1:59.569	55.209	167	<b>34.892</b>	<b>184</b>	<b>29.468</b>	172		3	2:01.565	40.967	147	45.605	35	34.993	<b>173</b>	171
2	<b>1:46.131</b>	<b>40.915</b>	<b>169</b>	35.388	133	29.828	169	<b>184</b>									

### 43 Benjamin Bailly , ADAC Formel 4 / BEL

theoretical besttime: 1:30.527

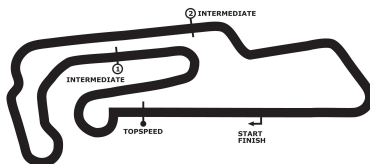
Lap	Time	S1	V1	S2	V2	S3	V3	Vmax	Lap	Time	S1	V1	S2	V2	S3	V3	Vmax
1	1:54.409	51.259	171	33.372	196	29.778	174		10	2:05.349	46.681	130	46.308	81	32.360	<b>178</b>	147
2	1:43.722	42.640	172	32.638	191	28.444	164	206	11	1:32.841	37.002	175	30.395	198	25.444	177	<b>209</b>
3	2:03.858	42.382	172	47.826	47	33.650	173	142	12	1:31.693	36.018	175	30.383	199	25.292	178	208
4	1:40.516	38.684	174	31.342	155	30.490	114	205	13	1:33.908	36.087	175	30.254	201	27.567	178	208
5	2:05.964	44.439	147	52.074	72	29.451	175	128	14	1:31.687	36.238	175	30.278	201	25.171	177	209
6	1:33.793	37.579	174	30.549	199	25.665	177	202	15	1:30.725	35.695	175	30.017	199	25.013	178	208
7	1:33.237	36.904	175	30.671	197	25.662	177	207	16	1:30.730	<b>35.680</b>	<b>176</b>	30.124	<b>202</b>	<b>24.926</b>	178	209
8	1:33.472	36.780	174	30.598	195	26.094	174	207	17	1:32.783	37.606	171	30.147	199	25.030	178	209
9	1:54.607	38.639	138	42.346	139	33.622	135	203	18	<b>1:30.646</b>	35.730	175	<b>29.921</b>	200	24.995	177	209

### 55 Marilyn Niederhauser , ADAC Formel 4 Rookie / CHE

theoretical besttime: 1:34.258

Lap	Time	S1	V1	S2	V2	S3	V3	Vmax	Lap	Time	S1	V1	S2	V2	S3	V3	Vmax
1	2:00.485	55.790	168	34.918	195	29.777	171		10	1:48.973	37.788	170	40.130	82	31.055	<b>175</b>	201
2	1:46.895	40.978	168	35.485	143	30.432	169	193	11	1:37.323	38.752	171	32.103	195	26.468	173	184
3	2:00.295	41.889	165	44.852	34	33.554	172	175	12	1:38.177	38.048	170	33.443	190	26.686	175	<b>205</b>
4	1:56.230	39.945	167	46.729	166	29.556	169	201	13	1:35.226	37.570	170	31.578	196	26.078	175	205
5	1:52.348	40.221	166	42.419	123	29.708	170	196	14	1:35.036	37.294	<b>172</b>	31.588	194	26.154	174	202
6	1:39.272	39.003	169	33.201	193	27.068	173	202	15	1:35.505	37.590	170	31.677	194	26.238	174	204
7	1:43.492	42.712	168	32.945	193	27.835	171	202	16	<b>1:34.258</b>	<b>37.188</b>	171	<b>31.173</b>	193	<b>25.897</b>	174	202
8	1:46.329	39.572	167	37.949	170	28.808	170	199	17	1:36.132	37.986	168	32.121	<b>197</b>	26.025	173	200
9	1:39.963	38.813	166	33.560	191	27.590	171	200	18	1:35.404	37.589	169	31.612	196	26.203	175	202

**DTM Oschersleben**  
 Oschersleben, length 3696 m  
 11. - 13.09.2015  
 ADAC Formel 4



**Lap Analysis race 2, 13.09.2015**

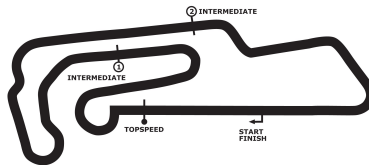
**DMSB**-Reg.No.: 233/15

**77 Job van Uitert , ADAC Formel 4 Rookie / NLD**

**theoretical besttime: 1:31.915**

Lap	Time	S1	V1	S2	V2	S3	V3	Vmax	Lap	Time	S1	V1	S2	V2	S3	V3	Vmax
1	1:50.848	50.817	168	32.511	196	27.520	176		5	2:06.854	44.489	125	52.485	62	29.880	176	147
2	1:38.161	38.511	170	31.247	196	28.403	131	200	6	<b>1:32.627</b>	37.282	<b>175</b>	30.295	199	<b>25.050</b>	<b>177</b>	207
3	2:09.417	45.026	158	48.304	66	36.087	175	129	7	1:48.181	<b>36.883</b>	174	<b>29.982</b>	<b>201</b>	41.316	103	<b>208</b>
4	1:39.553	39.358	169	30.804	198	29.391	112	205	8	2:35.201	48.921	129	43.689	101			168

**DTM Oschersleben**  
 Oschersleben, length 3696 m  
 11. - 13.09.2015  
 ADAC Formel 4



**Topspeed race 2, 13.09.2015**

**DMSB**-Reg.No.: 233/15

Car No.	Driver	Make	Speed km/h
5	David Beckmann	ADAC Formel 4	213
28	Janneau Esmeijer	ADAC Formel 4	212
30	Jason Kremer	ADAC Formel 4	212
18	Giorgio Maggi	ADAC Formel 4	211
15	David Kolkmann	ADAC Formel 4	211
13	Cedric Piro	ADAC Formel 4	211
9	Jonathan Cecotto	ADAC Formel 4	211
16	Marek Böckmann	ADAC Formel 4	211
2	Tim Zimmermann	ADAC Formel 4	210
34	Toni Wolf	ADAC Formel 4	210
37	Kami Laliberté	ADAC Formel 4	210
4	Robert Shwartzman	ADAC Formel 4	210
20	Nikolaj Rogivue	ADAC Formel 4	210
27	Marvin Dienst	ADAC Formel 4	210
6	Mike Ortman	ADAC Formel 4	209
35	Carrie Schreiner	ADAC Formel 4	209
31	Yan Leon Shlom	ADAC Formel 4	209
8	Jannis Fittje	ADAC Formel 4	209
24	Robin Brezina	ADAC Formel 4	209
43	Benjamin Bailly	ADAC Formel 4	209
33	Jan Jonck	ADAC Formel 4	209
14	Moritz Müller-Crepon	ADAC Formel 4	209
36	Joey Mawson	ADAC Formel 4	209
22	Florian Janits	ADAC Formel 4	209
10	Michael Waldherr	ADAC Formel 4	209
38	Luca Engstler	ADAC Formel 4	208
77	Job van Uitert	ADAC Formel 4	208
7	Joel Eriksson	ADAC Formel 4	207
21	Michelle Halder	ADAC Formel 4	207
25	Mick Schumacher	ADAC Formel 4	207
1	Kim Luis Schramm	ADAC Formel 4	206
55	Marylin Niederhauser	ADAC Formel 4	205
39	Kevin Kratz	ADAC Formel 4	184
3	Benjamin Mazatis	ADAC Formel 4	----