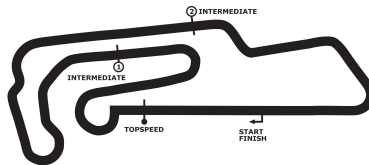


DTM Oschersleben
 Oschersleben, length 3696 m
 11. - 13.09.2015
 ADAC Formel 4



Result race 1, 12.09.2015

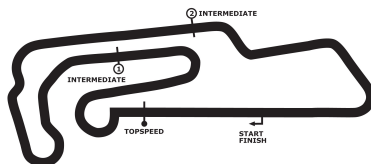
DMSB-Reg.No.: 233/15

started : 34 qualified : 29 not qualified : 5

Rk.	No.	Cl	Driver / Nat	Team	Car	laps	Time	GAP	fast lap
1	7		Joel Eriksson / SWE	Motopark	ADAC Formel 4	19	27:51.110		1:27.323
2	27		Marvin Dienst / DEU	HTP Juniorteam	ADAC Formel 4	19	27:57.520	06.410	1:27.622
3	4		Robert Shwartzman / RUS	ADAC Berlin-Brandenburg e.V.	ADAC Formel 4	19	27:59.262	08.152	1:27.661
4	25	R	Mick Schumacher / DEU	Van Amersfoort Racing	ADAC Formel 4	19	27:59.655	08.545	1:27.342
5	10		Michael Waldherr / DEU	Motopark	ADAC Formel 4	19	28:07.713	16.603	1:27.667
6	2		Tim Zimmermann / DEU	Neuhauser Racing Team	ADAC Formel 4	19	28:09.286	18.176	1:27.824
7	36		Joey Mawson / AUS	Van Amersfoort Racing	ADAC Formel 4	19	28:09.583	18.473	1:27.667
8	16		Marek Böckmann / DEU	Jenzer Motorsport	ADAC Formel 4	19	28:10.399	19.289	1:28.078
9	13		Cedric Piro / DEU	Piro Sports	ADAC Formel 4	19	28:13.612	22.502	1:28.315
10	8	R	Jannis Fittje / DEU	Motopark	ADAC Formel 4	19	28:14.572	23.462	1:28.161
11	15		David Kolkmann / DEU	Jenzer Motorsport	ADAC Formel 4	19	28:15.118	24.008	1:28.197
12	18		Giorgio Maggi / CHE	Race Performance	ADAC Formel 4	19	28:15.819	24.709	1:28.055
13	28		Janneau Esmeyjer / NLD	HTP Juniorteam	ADAC Formel 4	19	28:22.711	31.601	1:27.617
14	6	R	Mike Ortmann / DEU	ADAC Berlin-Brandenburg e.V.	ADAC Formel 4	19	28:23.709	32.599	1:28.402
15	5	R	David Beckmann / DEU	ADAC Berlin-Brandenburg e.V.	ADAC Formel 4	19	28:23.998	32.888	1:28.075
16	24	R	Robin Brezina / DEU	Robin Brezina	ADAC Formel 4	19	28:28.620	37.510	1:28.656
17	43		Benjamin Bailly / BEL	RS Competition	ADAC Formel 4	19	28:28.983	37.873	1:28.391
18	9	R	Jonathan Cecotto / VEN	Motopark	ADAC Formel 4	19	28:29.390	38.280	1:28.500
19	20		Nikolaj Rogivue / CHE	Nikolaj Rogivue	ADAC Formel 4	19	28:31.681	40.571	1:28.628
20	37	R	Kami Laliberté / CAN	Van Amersfoort Racing	ADAC Formel 4	19	28:32.948	41.838	1:28.277
21	38	R	Luca Engstler / DEU	Liqui Moly Team Engstler	ADAC Formel 4	19	28:36.066	44.956	1:28.970
22	14		Moritz Müller-Crepon / CHE	Jenzer Motorsport	ADAC Formel 4	19	28:36.832	45.722	1:28.987
23	33		Jan Jonck / DNK	RS Competition	ADAC Formel 4	19	28:37.413	46.303	1:28.813

fastest lap: #7 Eriksson Joel 1:27.323 = 152.372 km/h in lap 3 average: = 151.281 km/h

DTM Oschersleben
 Oschersleben, length 3696 m
 11. - 13.09.2015
 ADAC Formel 4



Result race 1, 12.09.2015

DMSB -Reg.No.: 233/15

started : 34 qualified : 29 not qualified : 5

Rk.	No.	Cl	Driver / Nat	Team	Car	laps	Time	GAP	fast lap
24	3	R	Benjamin Mazatis / DEU	ADAC Berlin-Brandenburg e.V.	ADAC Formel 4	19	28:37.996	46.886	1:28.597
25	22		Florian Janits / DEU	Lechner Racing	ADAC Formel 4	19	28:38.613	47.503	1:28.859
26	39	R	Kevin Kratz / DEU	Lechner Racing	ADAC Formel 4	19	28:55.860	1:04.750	1:29.517
27	21	R	Michelle Halder / DEU	Liqui Moly Team Engstler	ADAC Formel 4	19	28:57.936	1:06.826	1:29.798
28	55	R	Marylin Niederhauser / CHI	Race Performance	ADAC Formel 4	19	29:05.124	1:14.014	1:30.102
29	35	R	Carrie Schreiner / DEU	HTP Juniorteam	ADAC Formel 4	19	29:05.887	1:14.777	1:30.153
NOT CLASSIFIED									
	46		Mauro Auricchio / BRA	Team Timo Scheider	ADAC Formel 4	16	24:42.264	3 Runden	1:28.903
	34	R	Toni Wolf / DEU	Toni Wolf	ADAC Formel 4	10	15:56.102	9 Runden	1:28.239
	77	R	Job van Uitert / NLD	Provily Racing	ADAC Formel 4	7	10:30.937	12 Runder	1:28.430
	31	R	Yan Leon Shlom / RUS	ADAC Berlin-Brandenburg e.V.	ADAC Formel 4	6	11:54.536	13 Runder	1:29.571
	1		Kim Luis Schramm / DEU	Neuhauser Racing Team	ADAC Formel 4	0	00.000	19 Runder	00.000

fastest lap: #7 Eriksson Joel 1:27.323 = 152.372 km/h in lap 3 average: = 151.281 km/h

subject to final scrutineering !

posted:	clerk of the course:	timekeeper:
---------	----------------------	-------------



Lapchart: ADAC Formel 4 race 1

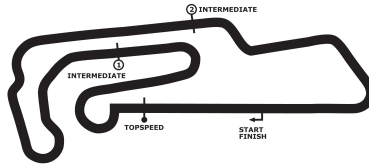
POS	1	2	3	4	5	6	7	8	9	10	11	12	13	14	15	16	17	18	19	20	21	22	23	24	25	26	27	28	29	30	31	32	33
LAP 1	7	27	10	4	2	16	25	34	77	13	8	15	18	24	20	6	43	36	9	31	38	5	33	46	22	14	39	3	55	35	21	28	37
LAP 2	7	27	10	4	2	25	16	34	77	13	8	15	18	6	36	24	20	43	9	38	5	33	22	14	28	55	39	35	3	21	37	46	31.
LAP 3	7	27	10	4	2	25	16	34	77	13	8	15	18	36	24	6	43	9	5	20	38	33	28	22	14	39	55	35	3	37	46	21	31
LAP 4	7	27	10	4	2	25	16	34	77	13	8	15	36	18	6	24	43	9	5	20	28	38	33	22	14	39	55	3	35	37	46	21	31
LAP 5	7	27	10	4	2	25	16	34	77	13	36	8	15	18	6	24	43	5	9	28	20	38	22	33	14	3	39	37	55	46	35	21	31
LAP 6	7	27	10	4	2	25	16	34	77	13	36	8	15	18	6	24	5	43	28	9	20	38	22	33	14	3	37	39	55	46	35	21	31.
LAP 7	7	27	10	4	25	2	16	77	36	13	8	15	18	6	24	5	28	43	9	20	38	22	14	33	3	34.	37	55	39	46	21	35	
LAP 8	7	27	10	4	25	2	16	36	13	8	15	18	6	24	5	28	43	9	20	38	22	14	33	3	37	55	46	39	21	35	34		
LAP 9	7	27	4	10	25	2	16	36	13	8	15	18	6	24	5	28	43	9	20	38	22	14	33	37	3	46	39	55	21	35	34		
LAP 10	7	27	4	25	10	2	36	16	13	8	15	18	6	5	28	24	43	9	20	38	22	14	33	37	3	46	39	21	55	35	34.		
LAP 11	7	27	4	25	10	2	36	16	13	8	15	18	6	5	28	24	43	9	20	38	14	33	37	3	22	46	39	21	55	35			
LAP 12	7	27	4	25	10	2	36	16	13	8	15	18	6	5	28	24	43	9	20	38	14	33	37	3	22	46	39	21	55	35			
LAP 13	7	27	4	25	10	2	36	16	13	8	15	18	6	28	5	24	43	9	20	38	14	33	37	3	22	46	39	21	55	35			
LAP 14	7	27	4	25	10	2	36	16	13	8	15	18	6	28	5	24	43	9	20	38	14	37	33	3	22	46	39	21	55	35			
LAP 15	7	27	4	25	10	2	36	16	13	8	15	18	6	28	5	24	43	9	20	38	14	37	33	3	22	46	39	21	35	55			
LAP 16	7	27	4	25	10	2	36	16	13	8	15	18	6	28	5	24	43	9	20	38	37	14	33	3	22	39	21	55	35	46.			
LAP 17	7	27	4	25	10	2	36	16	13	8	15	18	6	28	5	24	43	9	20	38	37	14	33	3	22	39	21	55	35				
LAP 18	7	27	4	25	10	2	36	16	13	8	15	18	28	6	5	24	43	9	20	37	38	14	33	3	22	39	21	55	35				
LAP 19	7	27	4	25	10	2	36	16	13	8	15	18	28	6	5	24	43	9	20	37	38	14	33	3	22	39	21	55	35				

DTM Oschersleben

Oschersleben, length 3696 m

11. - 13.09.2015

ADAC Formel 4



Lap Analysis race 1, 12.09.2015

DMSB-Reg.No.: 233/15

2 Tim Zimmermann , ADAC Formel 4 / DEU

theoretical besttime: 1:27.745

Lap	Time	S1	V1	S2	V2	S3	V3	Vmax	Lap	Time	S1	V1	S2	V2	S3	V3	Vmax
1	1:36.912	42.115	173	30.093	198	24.704	177		11	1:28.192	33.926	173	29.716	197	24.550	176	207
2	1:28.305	34.103	174	29.709	198	24.493	177	208	12	1:28.092	33.955	173	29.597	198	24.540	175	207
3	1:28.292	34.077	174	29.721	198	24.494	177	208	13	1:28.180	34.268	174	29.531	199	24.381	176	207
4	1:28.439	34.128	173	29.696	197	24.615	178	207	14	1:27.968	33.944	174	29.578	198	24.446	176	207
5	1:28.189	33.970	174	29.665	198	24.554	177	207	15	1:27.824	33.862	174	29.502	199	24.460	177	207
6	1:29.489	34.168	172	30.041	197	25.280	176	208	16	1:29.755	34.473	173	29.764	198	25.518	175	208
7	1:29.109	34.678	173	29.946	198	24.485	177	207	17	1:28.563	34.602	174	29.568	199	24.393	176	206
8	1:28.113	34.041	175	29.682	198	24.390	178	208	18	1:28.052	34.043	173	29.589	199	24.420	177	207
9	1:29.203	34.590	163	30.123	198	24.490	177	208	19	1:28.377	33.988	174	29.562	199	24.827	177	208
10	1:28.232	34.066	174	29.694	199	24.472	177	207									

3 Benjamin Mazatis , ADAC Formel 4 Rookie / DEU

theoretical besttime: 1:28.480

Lap	Time	S1	V1	S2	V2	S3	V3	Vmax	Lap	Time	S1	V1	S2	V2	S3	V3	Vmax
1	1:45.368	48.259	174	31.310	199	25.799	174		11	1:29.175	34.568	175	29.887	198	24.720	177	208
2	1:33.455	37.012	168	30.999	200	25.444	178	207	12	1:28.963	34.270	175	29.951	198	24.742	178	208
3	1:31.392	35.153	174	31.025	194	25.214	177	211	13	1:28.854	34.312	175	29.914	200	24.628	178	208
4	1:30.184	34.701	175	30.370	200	25.113	178	210	14	1:29.264	34.404	175	30.021	201	24.839	178	210
5	1:29.703	34.211	174	30.397	197	25.095	177	211	15	1:28.929	34.245	175	29.827	201	24.857	178	210
6	1:28.597	34.056	173	29.944	199	24.597	178	207	16	1:29.398	34.526	173	29.927	200	24.945	177	210
7	1:28.961	34.227	175	29.941	198	24.793	177	208	17	1:29.268	34.303	176	30.150	198	24.815	178	209
8	1:29.186	34.304	172	30.151	192	24.731	178	208	18	1:29.162	34.344	175	30.071	200	24.747	178	209
9	1:29.883	35.037	175	30.079	199	24.767	177	208	19	1:29.508	34.298	175	30.427	199	24.783	178	211
10	1:28.746	34.187	175	29.880	199	24.679	178	208									

4 Robert Shwartzman , ADAC Formel 4 / RUS

theoretical besttime: 1:27.562

Lap	Time	S1	V1	S2	V2	S3	V3	Vmax	Lap	Time	S1	V1	S2	V2	S3	V3	Vmax
1	1:36.374	41.775	173	29.983	199	24.616	179		11	1:27.947	33.911	174	29.526	199	24.510	178	208
2	1:28.018	33.898	175	29.626	200	24.494	179	209	12	1:27.859	33.910	174	29.535	199	24.414	177	208
3	1:28.149	33.967	174	29.732	199	24.450	179	210	13	1:27.703	33.775	175	29.581	199	24.347	179	208
4	1:28.275	33.912	174	29.814	198	24.549	179	209	14	1:27.968	33.882	174	29.624	199	24.462	177	209
5	1:27.894	33.810	175	29.629	199	24.455	179	209	15	1:27.831	33.882	173	29.568	199	24.381	177	208
6	1:28.215	33.842	175	29.848	200	24.525	178	209	16	1:27.661	33.874	175	29.471	200	24.316	178	208
7	1:27.944	33.859	175	29.629	199	24.456	178	209	17	1:27.847	33.890	175	29.525	200	24.432	178	208
8	1:27.927	33.823	175	29.633	198	24.471	179	209	18	1:27.734	33.832	175	29.564	201	24.338	178	208
9	1:27.943	33.954	174	29.610	198	24.379	178	209	19	1:28.023	33.886	175	29.618	200	24.519	177	209
10	1:27.950	33.945	174	29.595	198	24.410	178	208									

5 David Beckmann , ADAC Formel 4 Rookie / DEU

theoretical besttime: 1:27.817

Lap	Time	S1	V1	S2	V2	S3	V3	Vmax	Lap	Time	S1	V1	S2	V2	S3	V3	Vmax
1	1:43.929	46.732	173	31.110	201	26.087	175		11	1:28.075	33.877	176	29.607	203	24.591	179	210
2	1:29.581	34.605	175	29.909	201	25.067	180	207	12	1:28.469	34.154	176	29.630	202	24.685	179	210
3	1:29.446	34.409	175	30.134	202	24.903	179	213	13	1:29.896	34.836	176	30.147	201	24.913	178	212
4	1:29.542	34.393	175	30.267	201	24.882	180	212	14	1:29.306	34.467	176	30.025	201	24.814	180	211
5	1:30.026	34.648	173	30.480	199	24.898	178	212	15	1:28.761	34.287	177	29.896	202	24.578	178	210
6	1:28.376	33.891	176	29.675	202	24.810	177	209	16	1:28.735	34.188	176	29.906	201	24.641	180	211
7	1:28.525	34.394	175	29.633	201	24.498	179	209	17	1:29.327	34.497	177	30.090	201	24.740	180	211
8	1:28.228	33.908	176	29.608	201	24.712	180	210	18	1:28.737	34.177	178	29.929	203	24.631	179	209
9	1:28.646	34.362	175	29.774	201	24.510	179	212	19	1:28.311	33.974	177	29.669	205	24.668	179	212
10	1:28.082	34.142	175	29.519	201	24.421	179	213									

6 Mike Ortmann , ADAC Formel 4 Rookie / DEU

theoretical besttime: 1:28.215

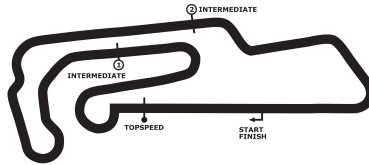
Lap	Time	S1	V1	S2	V2	S3	V3	Vmax	Lap	Time	S1	V1	S2	V2	S3	V3	Vmax
1	1:41.139	44.900	173	30.833	199	25.406	178		11	1:28.498	34.154	174	29.736	197	24.608	177	207
2	1:29.862	34.606	172	30.246	197	25.010	177	210	12	1:28.507	34.066	175	29.793	198	24.648	176	207
3	1:30.790	34.640	174	31.141	198	25.009	177	205	13	1:29.436	34.673	173	29.981	198	24.782	177	207
4	1:29.334	34.379	173	30.027	197	24.928	176	209	14	1:29.185	34.647	173	29.906	199	24.632	178	207
5	1:29.194	34.530	173	29.928	197	24.736	177	205	15	1:28.781	34.474	175	29.793	198	24.514	177	205
6	1:28.813	34.117	174	29.949	197	24.747	176	206	16	1:28.896	34.368	174	29.808	198	24.720	178	206
7	1:28.644	34.126	174	29.952	198	24.566	175	207	17	1:28.943	34.484	175	29.839	198	24.620	177	206
8	1:28.593	34.036	173	29.890	198	24.667	178	207	18	1:29.483	35.075	174	29.849	200	24.559	178	206
9	1:28.613	34.157	174	29.859	198	24.597	176	206	19	1:28.402	33.965	176	29.832	199	24.605	177	208
10	1:28.596	34.160	174	29.859	198	24.577	177	207									

DTM Oschersleben

Oschersleben, length 3696 m

11. - 13.09.2015

ADAC Formel 4



Lap Analysis race 1, 12.09.2015

DMSB-Reg.No.: 233/15

7 Joel Eriksson , ADAC Formel 4 / SWE										theoretical besttime: 1:27.262								
Lap	Time	S1	V1	S2	V2	S3	V3	Vmax		Lap	Time	S1	V1	S2	V2	S3	V3	Vmax
1	1:33.069	39.280	174	29.584	197	24.205	177			11	1:27.700	33.803	175	29.616	199	24.281	178	207
2	1:27.475	33.790	175	29.466	198	24.219	177	208		12	1:27.504	33.774	175	29.493	199	24.237	178	209
3	1:27.323	33.715	175	29.438	198	24.170	177	207		13	1:27.599	33.844	174	29.555	199	24.200	178	208
4	1:27.363	33.707	175	29.508	198	24.148	179	209		14	1:27.630	33.823	175	29.578	199	24.229	177	209
5	1:27.439	33.756	175	29.531	198	24.152	177	208		15	1:27.453	33.706	175	29.539	200	24.208	177	208
6	1:27.756	33.719	174	29.785	198	24.252	178	209		16	1:27.606	33.791	175	29.573	198	24.242	177	209
7	1:27.369	33.735	176	29.516	199	24.118	177	208		17	1:27.858	33.834	175	29.648	197	24.376	179	208
8	1:27.586	33.763	174	29.578	198	24.245	178	208		18	1:28.252	33.866	175	29.876	197	24.510	176	209
9	1:27.575	33.766	175	29.556	199	24.253	178	209		19	1:28.918	34.102	174	29.973	199	24.843	154	208
10	1:27.635	33.856	175	29.523	199	24.256	177	210										

8 Jannis Fittje , ADAC Formel 4 Rookie / DEU										theoretical besttime: 1:28.094								
Lap	Time	S1	V1	S2	V2	S3	V3	Vmax		Lap	Time	S1	V1	S2	V2	S3	V3	Vmax
1	1:39.707	43.791	175	30.760	194	25.156	177			11	1:28.710	34.007	175	29.973	199	24.730	177	211
2	1:29.279	34.407	175	30.027	199	24.845	178	210		12	1:28.460	34.041	175	29.751	199	24.668	177	209
3	1:28.723	34.186	175	29.790	200	24.747	178	210		13	1:28.373	34.126	174	29.700	200	24.547	178	210
4	1:28.751	34.216	175	29.819	201	24.716	177	211		14	1:28.334	33.961	176	29.840	199	24.533	177	210
5	1:28.982	34.126	175	29.795	200	25.061	178	210		15	1:28.161	33.981	175	29.687	201	24.493	178	209
6	1:28.639	34.176	175	30.017	199	24.446	178	212		16	1:28.470	34.144	176	29.721	200	24.605	177	210
7	1:28.812	34.310	177	29.897	201	24.605	178	210		17	1:28.532	34.089	175	29.827	199	24.616	177	209
8	1:28.703	34.238	176	29.841	199	24.624	178	210		18	1:28.360	34.100	176	29.696	199	24.564	177	209
9	1:28.541	34.159	175	29.815	199	24.567	178	211		19	1:28.725	34.203	175	29.795	200	24.727	177	210
10	1:28.310	34.071	175	29.745	199	24.494	178	210										

9 Jonathan Cecotto , ADAC Formel 4 Rookie / VEN										theoretical besttime: 1:28.355								
Lap	Time	S1	V1	S2	V2	S3	V3	Vmax		Lap	Time	S1	V1	S2	V2	S3	V3	Vmax
1	1:42.937	45.809	176	31.016	201	26.112	177			11	1:28.500	34.126	175	29.763	200	24.611	179	211
2	1:30.029	34.349	175	30.119	201	25.561	177	210		12	1:28.755	34.180	176	29.831	201	24.744	179	211
3	1:29.742	34.447	176	30.371	201	24.924	180	212		13	1:28.905	34.275	175	29.864	201	24.766	179	212
4	1:29.512	34.401	175	30.205	201	24.906	180	213		14	1:28.866	34.360	174	29.849	201	24.657	179	212
5	1:30.659	34.868	175	30.491	198	25.300	179	214		15	1:29.507	34.429	175	30.208	201	24.870	179	212
6	1:29.242	34.531	173	30.114	199	24.597	178	212		16	1:29.285	34.383	175	30.053	202	24.849	179	212
7	1:29.647	34.493	176	30.185	200	24.969	178	210		17	1:29.216	34.277	177	30.073	201	24.866	178	212
8	1:28.951	34.349	175	29.867	201	24.735	178	212		18	1:28.936	34.159	175	30.023	201	24.754	179	212
9	1:28.683	34.267	174	29.848	199	24.568	177	211		19	1:29.464	34.477	176	30.098	203	24.889	178	212
10	1:28.554	34.162	174	29.661	200	24.731	178	210										

10 Michael Waldherr , ADAC Formel 4 / DEU										theoretical besttime: 1:27.437								
Lap	Time	S1	V1	S2	V2	S3	V3	Vmax		Lap	Time	S1	V1	S2	V2	S3	V3	Vmax
1	1:35.838	41.390	175	29.861	198	24.587	180			11	1:27.692	33.760	176	29.565	200	24.367	180	211
2	1:28.141	33.910	177	29.610	199	24.621	178	210		12	1:27.812	33.807	176	29.600	201	24.405	179	213
3	1:27.876	33.902	175	29.489	200	24.485	180	210		13	1:27.871	33.857	176	29.589	200	24.425	180	212
4	1:27.900	33.768	175	29.599	200	24.533	179	211		14	1:28.705	33.896	175	29.681	201	25.128	178	211
5	1:27.705	33.870	175	29.494	199	24.341	179	210		15	1:28.886	34.483	176	29.955	200	24.448	179	210
6	1:28.249	33.880	175	29.900	199	24.469	179	211		16	1:27.667	33.792	175	29.441	202	24.434	180	210
7	1:28.050	33.907	176	29.494	201	24.649	179	211		17	1:29.332	34.350	173	29.971	201	25.011	179	210
8	1:28.030	33.900	175	29.709	199	24.421	181	211		18	1:29.457	34.573	175	30.104	200	24.780	178	210
9	1:31.425	36.871	176	29.851	200	24.703	178	211		19	1:27.744	33.934	175	29.574	200	24.236	179	209
10	1:29.333	35.139	176	29.730	200	24.464	179	211										

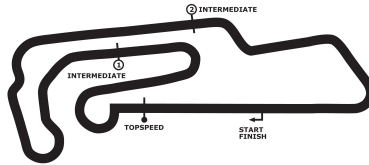
13 Cedric Piro , ADAC Formel 4 / DEU										theoretical besttime: 1:28.098								
Lap	Time	S1	V1	S2	V2	S3	V3	Vmax		Lap	Time	S1	V1	S2	V2	S3	V3	Vmax
1	1:39.217	43.359	172	30.718	198	25.140	175			11	1:28.377	34.106	174	29.720	197	24.551	177	206
2	1:29.283	34.472	173	30.013	198	24.798	177	207		12	1:28.423	33.986	174	29.868	196	24.569	177	207
3	1:28.766	34.168	173	29.900	197	24.698	177	207		13	1:28.361	34.157	173	29.693	198	24.511	176	207
4	1:28.702	34.146	173	29.851	198	24.705	177	208		14	1:28.346	34.175	173	29.672	198	24.499	177	207
5	1:28.504	34.095	174	29.758	198	24.651	177	207		15	1:28.325	34.139	173	29.746	198	24.440	177	207
6	1:28.774	34.162	174	29.865	199	24.747	176	208		16	1:28.434	34.164	173	29.741	198	24.529	177	207
7	1:29.154	34.786	175	29.866	198	24.502	177	208		17	1:28.471	34.185	174	29.738	198	24.548	177	207
8	1:28.638	34.259	174	29.848	197	24.531	177	207		18	1:28.315	34.108	174	29.686	198	24.521	177	206
9	1:28.444	34.119	174	29.805	198	24.520	177	208		19	1:28.649	34.151	174	29.844	197	24.654	176	207
10	1:28.429	34.172	174	29.693	197	24.564	176	206										

DTM Oschersleben

Oschersleben, length 3696 m

11. - 13.09.2015

ADAC Formel 4



Lap Analysis race 1, 12.09.2015

DMSB-Reg.No.: 233/15

14 Moritz Müller-Crepon , ADAC Formel 4 / CHE

theoretical besttime: 1:28.817

Lap	Time	S1	V1	S2	V2	S3	V3	Vmax	Lap	Time	S1	V1	S2	V2	S3	V3	Vmax
1	1:44.559	47.456	173	31.124	198	25.979	177		11	1:29.847	35.042	173	29.991	197	24.814	175	209
2	1:31.564	36.216	174	30.316	197	25.032	174	208	12	1:29.917	35.005	170	29.980	195	24.932	174	204
3	1:29.862	34.846	173	30.174	195	24.842	176	205	13	1:29.198	34.501	171	30.040	196	24.657	176	207
4	1:29.512	34.532	173	30.105	198	24.875	176	208	14	1:29.014	34.350	175	29.975	197	24.689	176	206
5	1:30.226	34.652	175	30.592	200	24.982	177	208	15	1:28.987	34.396	171	29.916	197	24.675	175	207
6	1:29.284	34.476	174	30.049	200	24.759	178	208	16	1:30.027	35.261	172	30.102	199	24.664	174	206
7	1:29.457	34.574	172	30.052	198	24.831	175	211	17	1:29.187	34.426	173	29.940	196	24.821	174	206
8	1:29.330	34.601	173	30.102	198	24.627	178	209	18	1:29.376	34.499	174	30.049	196	24.828	176	206
9	1:29.059	34.466	174	29.840	199	24.753	177	208	19	1:29.158	34.491	174	30.010	197	24.657	176	206
10	1:29.268	34.493	174	30.092	199	24.683	177	210									

15 David Kolkmann , ADAC Formel 4 / DEU

theoretical besttime: 1:28.158

Lap	Time	S1	V1	S2	V2	S3	V3	Vmax	Lap	Time	S1	V1	S2	V2	S3	V3	Vmax
1	1:40.150	44.075	172	30.589	197	25.486	175		11	1:28.812	34.355	173	29.903	196	24.554	176	205
2	1:29.332	34.391	173	30.154	196	24.787	175	206	12	1:28.421	34.135	173	29.790	196	24.496	176	206
3	1:28.836	34.211	173	29.957	196	24.668	175	207	13	1:28.446	34.177	174	29.800	197	24.469	176	207
4	1:28.684	34.314	174	29.748	198	24.622	176	206	14	1:28.364	34.091	174	29.760	197	24.513	175	207
5	1:29.200	34.512	174	30.017	194	24.671	176	206	15	1:28.395	34.136	174	29.768	197	24.491	175	206
6	1:28.879	34.416	174	29.904	196	24.559	175	206	16	1:28.307	34.090	174	29.730	197	24.487	175	205
7	1:28.661	34.250	174	29.940	196	24.471	175	206	17	1:28.197	34.048	174	29.660	197	24.489	175	206
8	1:28.502	34.246	173	29.800	197	24.456	176	205	18	1:28.265	34.131	174	29.684	198	24.450	175	207
9	1:28.598	34.227	174	29.779	197	24.592	176	207	19	1:28.242	34.062	175	29.704	198	24.476	177	207
10	1:28.827	34.266	174	29.904	196	24.657	175	207									

16 Marek Böckmann , ADAC Formel 4 / DEU

theoretical besttime: 1:27.939

Lap	Time	S1	V1	S2	V2	S3	V3	Vmax	Lap	Time	S1	V1	S2	V2	S3	V3	Vmax
1	1:37.715	42.336	172	30.513	197	24.866	177		11	1:28.708	34.244	175	29.837	199	24.627	179	211
2	1:29.290	34.149	175	30.478	197	24.663	177	208	12	1:28.321	33.962	175	29.711	199	24.648	177	209
3	1:28.436	33.954	175	29.895	198	24.587	176	209	13	1:28.301	34.190	176	29.675	200	24.436	178	208
4	1:28.322	33.980	175	29.792	197	24.550	179	207	14	1:28.266	34.007	175	29.731	199	24.528	178	210
5	1:28.168	33.911	175	29.748	199	24.509	177	208	15	1:28.078	33.953	175	29.688	199	24.437	177	209
6	1:28.405	33.830	175	29.864	198	24.711	178	208	16	1:28.292	34.007	175	29.673	200	24.612	177	207
7	1:28.753	34.160	177	30.056	200	24.537	178	211	17	1:28.520	34.042	178	29.924	203	24.554	179	208
8	1:28.409	34.059	175	29.834	199	24.516	179	212	18	1:28.133	33.966	175	29.713	202	24.454	179	210
9	1:29.008	34.134	162	30.318	200	24.556	179	210	19	1:28.329	34.012	175	29.699	201	24.618	178	209
10	1:28.945	34.147	175	29.870	199	24.928	179	210									

18 Giorgio Maggi , ADAC Formel 4 / CHE

theoretical besttime: 1:27.864

Lap	Time	S1	V1	S2	V2	S3	V3	Vmax	Lap	Time	S1	V1	S2	V2	S3	V3	Vmax
1	1:40.537	44.233	175	30.728	198	25.576	176		11	1:28.987	34.335	174	29.836	199	24.816	177	209
2	1:29.333	34.737	174	30.003	197	24.593	177	204	12	1:28.427	34.056	174	29.622	200	24.749	176	208
3	1:29.058	34.198	174	29.949	198	24.911	175	208	13	1:28.523	34.085	174	29.664	199	24.774	177	208
4	1:28.963	34.465	175	29.698	200	24.800	174	207	14	1:28.375	34.060	173	29.706	198	24.609	175	209
5	1:28.786	34.111	174	29.654	200	25.021	177	207	15	1:28.313	33.898	175	29.759	199	24.656	176	209
6	1:28.881	34.111	172	29.998	199	24.772	178	209	16	1:28.651	34.098	173	29.858	198	24.695	177	209
7	1:28.677	34.055	175	29.955	199	24.667	180	208	17	1:28.055	34.089	174	29.571	198	24.395	179	208
8	1:28.465	34.183	174	29.747	199	24.535	177	209	18	1:28.142	33.908	174	29.589	198	24.645	175	209
9	1:28.531	34.283	175	29.657	199	24.591	178	210	19	1:28.293	34.003	173	29.738	198	24.552	175	208
10	1:28.822	34.188	175	29.750	200	24.884	177	209									

20 Nikolaj Rogivue , ADAC Formel 4 / CHE

theoretical besttime: 1:28.449

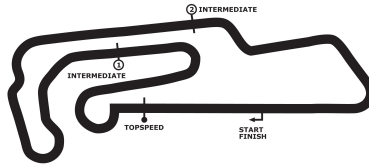
Lap	Time	S1	V1	S2	V2	S3	V3	Vmax	Lap	Time	S1	V1	S2	V2	S3	V3	Vmax
1	1:40.920	44.591	171	30.862	199	25.467	177		11	1:28.640	34.283	173	29.815	197	24.542	176	207
2	1:31.352	35.325	173	30.698	196	25.329	177	209	12	1:28.987	34.180	173	29.862	197	24.945	175	207
3	1:31.559	34.298	173	32.237	197	25.024	177	208	13	1:29.222	34.600	172	29.990	197	24.632	177	207
4	1:29.262	34.371	173	30.009	198	24.882	177	207	14	1:28.938	34.326	173	29.928	197	24.684	176	207
5	1:30.492	34.485	175	30.811	199	25.196	178	208	15	1:28.628	34.092	174	29.900	198	24.636	176	207
6	1:29.469	34.240	174	30.185	198	25.044	177	209	16	1:28.920	34.287	174	29.958	198	24.675	177	207
7	1:29.225	34.161	174	30.244	197	24.820	177	208	17	1:28.983	34.310	174	29.926	198	24.747	177	208
8	1:29.212	34.347	175	30.114	197	24.751	177	209	18	1:30.541	35.599	173	30.081	197	24.861	176	208
9	1:29.008	34.280	173	29.884	198	24.844	177	208	19	1:29.206	34.347	173	30.095	197	24.764	174	207
10	1:29.117	34.361	173	30.026	197	24.730	176	208									

DTM Oschersleben

Oschersleben, length 3696 m

11. - 13.09.2015

ADAC Formel 4



DMSB-Reg.No.: 233/15

Lap Analysis race 1, 12.09.2015

21 Michelle Halder , ADAC Formel 4 Rookie / DEU

theoretical besttime: 1:29.653

Lap	Time	S1	V1	S2	V2	S3	V3	Vmax	Lap	Time	S1	V1	S2	V2	S3	V3	Vmax
1	1:46.242	48.544	172	31.686	198	26.012	177		11	1:30.136	34.589	174	30.333	198	25.214	177	207
2	1:33.191	36.433	173	31.204	197	25.554	175	207	12	1:29.798	34.484	174	30.181	197	25.133	176	207
3	1:32.111	35.318	173	30.568	197	26.225	173	207	13	1:30.202	34.701	174	30.377	197	25.124	177	208
4	1:30.448	34.859	173	30.190	199	25.399	179	208	14	1:29.962	34.537	174	30.246	198	25.179	175	208
5	1:31.450	35.125	174	31.023	197	25.302	179	210	15	1:30.135	34.515	173	30.351	197	25.269	177	207
6	1:30.775	34.949	173	30.665	198	25.161	176	211	16	1:30.228	34.678	174	30.337	197	25.213	177	207
7	1:31.380	34.449	175	30.686	196	26.245	174	208	17	1:29.827	34.544	173	30.245	198	25.038	177	207
8	1:30.271	34.846	174	30.249	200	25.176	178	206	18	1:29.992	34.445	173	30.362	198	25.185	175	207
9	1:30.807	34.964	173	30.501	196	25.342	177	209	19	1:30.356	34.555	174	30.528	197	25.273	177	206
10	1:30.625	35.285	174	30.313	197	25.027	177	209									

22 Florian Janits , ADAC Formel 4 / DEU

theoretical besttime: 1:28.695

Lap	Time	S1	V1	S2	V2	S3	V3	Vmax	Lap	Time	S1	V1	S2	V2	S3	V3	Vmax
1	1:44.421	47.087	174	31.067	198	26.267	175		11	1:33.724	38.662	174	30.223	197	24.839	177	208
2	1:30.553	35.659	173	30.106	198	24.788	176	209	12	1:28.859	34.418	174	29.874	198	24.567	178	208
3	1:30.350	34.583	175	30.356	199	25.411	176	207	13	1:28.877	34.307	174	29.985	199	24.585	177	208
4	1:29.633	34.655	175	30.062	199	24.916	178	207	14	1:29.536	34.497	174	30.332	196	24.707	177	209
5	1:29.988	34.778	174	30.377	198	24.833	176	209	15	1:29.149	34.273	175	30.157	198	24.719	177	207
6	1:29.490	34.383	175	30.094	199	25.013	176	209	16	1:29.149	34.283	174	30.095	198	24.771	177	207
7	1:29.613	34.516	173	30.116	198	24.981	175	209	17	1:29.193	34.337	174	30.080	198	24.776	176	207
8	1:29.266	34.478	174	30.018	198	24.770	177	207	18	1:29.240	34.366	175	29.934	199	24.940	176	208
9	1:29.155	34.452	174	29.928	199	24.775	177	209	19	1:29.107	34.254	174	30.009	198	24.844	179	207
10	1:29.310	34.453	173	29.994	198	24.863	176	209									

24 Robin Brezina , ADAC Formel 4 Rookie / DEU

theoretical besttime: 1:28.452

Lap	Time	S1	V1	S2	V2	S3	V3	Vmax	Lap	Time	S1	V1	S2	V2	S3	V3	Vmax
1	1:40.682	44.479	175	30.806	197	25.397	178		11	1:29.012	34.395	174	29.933	198	24.684	176	207
2	1:30.873	35.176	174	30.447	198	25.250	179	207	12	1:28.828	34.474	173	29.659	199	24.695	175	206
3	1:29.945	34.542	175	30.365	197	25.038	175	209	13	1:28.656	34.373	174	29.661	199	24.622	177	207
4	1:29.903	34.919	174	30.123	198	24.861	177	207	14	1:29.331	34.564	174	29.909	198	24.858	176	207
5	1:29.576	34.864	175	29.959	198	24.753	177	209	15	1:29.564	34.597	172	30.257	196	24.710	175	207
6	1:28.750	34.257	174	29.849	198	24.644	177	207	16	1:29.096	34.355	174	30.062	197	24.679	176	207
7	1:28.751	34.216	175	29.888	198	24.647	178	209	17	1:29.010	34.464	174	29.838	198	24.708	176	207
8	1:28.767	34.319	173	29.871	198	24.577	178	208	18	1:29.453	34.592	174	29.970	198	24.891	176	207
9	1:28.735	34.399	174	29.734	198	24.602	177	208	19	1:29.433	34.642	173	29.977	195	24.814	175	206
10	1:30.255	35.570	175	29.968	197	24.717	177	207									

25 Mick Schumacher , ADAC Formel 4 Rookie / DEU

theoretical besttime: 1:27.142

Lap	Time	S1	V1	S2	V2	S3	V3	Vmax	Lap	Time	S1	V1	S2	V2	S3	V3	Vmax
1	1:38.076	42.471	172	30.640	198	24.965	179		11	1:27.954	34.012	173	29.611	198	24.331	177	207
2	1:28.077	34.062	174	29.730	198	24.285	177	208	12	1:27.590	33.844	173	29.409	198	24.337	176	207
3	1:27.703	33.762	174	29.490	199	24.451	177	207	13	1:27.486	33.861	174	29.462	198	24.163	177	207
4	1:28.490	33.990	173	29.654	200	24.846	177	207	14	1:27.342	33.717	174	29.402	199	24.223	177	208
5	1:28.156	33.995	173	29.517	200	24.644	178	208	15	1:27.406	33.884	175	29.360	199	24.162	177	208
6	1:29.384	33.980	172	30.092	200	25.312	178	210	16	1:27.363	33.644	175	29.336	200	24.383	177	209
7	1:27.878	34.107	173	29.510	197	24.261	177	210	17	1:27.487	33.770	175	29.384	200	24.333	177	208
8	1:27.446	33.691	174	29.495	197	24.260	177	208	18	1:27.753	33.908	174	29.428	200	24.417	177	207
9	1:28.265	33.920	175	29.503	203	24.842	178	207	19	1:27.846	33.902	174	29.390	201	24.554	177	208
10	1:27.953	34.253	173	29.487	198	24.213	176	209									

27 Marvin Dienst , ADAC Formel 4 / DEU

theoretical besttime: 1:27.482

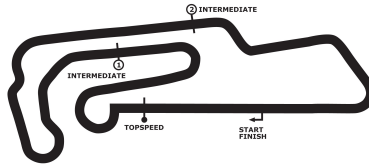
Lap	Time	S1	V1	S2	V2	S3	V3	Vmax	Lap	Time	S1	V1	S2	V2	S3	V3	Vmax
1	1:34.149	39.994	174	29.738	197	24.417	177		11	1:28.138	34.050	175	29.611	198	24.477	178	208
2	1:27.720	33.831	175	29.469	198	24.420	178	208	12	1:27.870	33.906	175	29.561	198	24.403	177	209
3	1:27.622	33.801	175	29.501	199	24.320	178	209	13	1:27.953	33.919	175	29.529	199	24.505	178	209
4	1:27.713	33.739	174	29.533	199	24.441	178	209	14	1:27.873	33.837	175	29.510	199	24.526	177	208
5	1:27.656	33.866	174	29.437	199	24.353	178	209	15	1:28.069	33.914	175	29.593	199	24.562	178	209
6	1:27.936	33.751	175	29.775	198	24.410	178	209	16	1:28.270	34.013	175	29.643	199	24.614	177	209
7	1:27.879	33.861	175	29.544	198	24.474	178	209	17	1:27.958	34.076	175	29.459	199	24.423	178	208
8	1:28.030	33.950	175	29.649	198	24.431	179	209	18	1:27.673	33.819	175	29.423	199	24.431	178	208
9	1:28.372	34.149	175	29.688	199	24.535	178	209	19	1:28.298	33.924	175	29.719	198	24.655	177	209
10	1:28.341	34.112	175	29.715	199	24.514	178	209									

DTM Oschersleben

Oschersleben, length 3696 m

11. - 13.09.2015

ADAC Formel 4



Lap Analysis race 1, 12.09.2015

DMSB-Reg.No.: 233/15

28 Janneau Esmeijer , ADAC Formel 4 / NLD

theoretical besttime: 1:27.477

Lap	Time	S1	V1	S2	V2	S3	V3	Vmax	Lap	Time	S1	V1	S2	V2	S3	V3	Vmax
1	1:46.404	52.437	174	29.628	200	24.339	181		11	1:27.786	33.887	177	29.475	203	24.424	180	212
2	1:29.996	35.543	175	30.036	201	24.417	179	215	12	1:28.401	34.221	177	29.543	205	24.637	180	214
3	1:28.248	33.846	175	29.694	201	24.708	181	213	13	1:29.199	34.400	176	29.849	195	24.950	179	215
4	1:28.932	34.176	178	30.064	200	24.692	179	215	14	1:29.170	34.629	176	29.800	202	24.741	179	214
5	1:29.520	34.184	176	30.171	200	25.165	180	212	15	1:28.797	34.618	175	29.737	203	24.442	179	209
6	1:28.241	34.194	173	29.653	200	24.394	181	214	16	1:28.886	34.541	175	29.512	203	24.833	180	212
7	1:29.292	35.070	176	29.873	199	24.349	178	215	17	1:28.925	34.880	174	29.463	203	24.582	180	213
8	1:27.617	33.941	176	29.379	201	24.297	179	210	18	1:28.572	34.389	173	29.502	200	24.681	178	210
9	1:28.515	34.000	177	29.659	203	24.856	179	212	19	1:28.091	33.919	175	29.610	199	24.562	177	209
10	1:28.119	34.439	176	29.334	201	24.346	179	212									

31 Yan Leon Shlom , ADAC Formel 4 Rookie / RUS

theoretical besttime: 1:29.230

Lap	Time	S1	V1	S2	V2	S3	V3	Vmax	Lap	Time	S1	V1	S2	V2	S3	V3	Vmax
1	1:42.973	45.265	172	31.066	198	26.642	163		4	1:29.571	34.419	173	30.391	195	24.761	176	205
2	2:02.511	41.583	161	33.283	193			175	5	1:29.642	34.398	173	30.140	196	25.104	174	205
3	3:20.681	2:24.728	173	30.812	194	25.141	175		6	1:49.158	34.329	173	30.156	195			205

33 Jan Jonck , ADAC Formel 4 / DNK

theoretical besttime: 1:28.569

Lap	Time	S1	V1	S2	V2	S3	V3	Vmax	Lap	Time	S1	V1	S2	V2	S3	V3	Vmax
1	1:44.111	46.605	171	31.030	197	26.476	175		11	1:29.668	34.865	176	30.066	200	24.737	179	212
2	1:30.001	35.277	173	29.964	198	24.760	178	207	12	1:30.013	34.922	174	30.187	199	24.904	178	211
3	1:30.385	35.002	175	30.350	200	25.033	179	209	13	1:29.344	34.424	175	30.101	199	24.819	177	212
4	1:29.995	35.018	174	30.115	198	24.862	179	212	14	1:29.656	35.077	175	29.854	200	24.725	178	208
5	1:30.790	35.444	175	30.417	201	24.929	178	213	15	1:28.813	34.116	176	30.045	199	24.652	177	211
6	1:29.488	34.459	175	30.157	199	24.872	178	212	16	1:29.668	34.683	173	30.157	199	24.828	178	211
7	1:30.006	35.239	171	30.051	199	24.716	178	212	17	1:29.145	34.344	175	29.968	198	24.833	177	211
8	1:29.457	34.555	175	30.105	200	24.797	177	212	18	1:29.294	34.452	174	30.066	199	24.776	178	209
9	1:29.047	34.485	174	29.801	200	24.761	178	210	19	1:29.299	34.585	173	30.008	200	24.706	178	211
10	1:29.233	34.492	173	30.007	199	24.734	179	211									

34 Toni Wolf , ADAC Formel 4 Rookie / DEU

theoretical besttime: 1:28.239

Lap	Time	S1	V1	S2	V2	S3	V3	Vmax	Lap	Time	S1	V1	S2	V2	S3	V3	Vmax
1	1:38.517	42.628	175	30.748	199	25.141	177		6	1:28.481	34.056	176	29.811	199	24.614	179	211
2	1:28.930	34.111	175	29.935	201	24.884	178	209	7	1:46.885	34.253	175	29.785	201			211
3	1:28.435	34.108	174	29.710	199	24.617	178	210	8	1:48.810	53.913	174	29.989	198	24.908	177	
4	1:28.343	34.079	175	29.595	201	24.669	179	211	9	1:29.648	34.334	174	30.145	197	25.169	176	207
5	1:28.239	34.035	175	29.593	201	24.611	179	211	10	1:49.814	34.740	173	30.381	197			206

35 Carrie Schreiner , ADAC Formel 4 Rookie / DEU

theoretical besttime: 1:29.896

Lap	Time	S1	V1	S2	V2	S3	V3	Vmax	Lap	Time	S1	V1	S2	V2	S3	V3	Vmax
1	1:45.695	48.469	173	31.444	199	25.782	177		11	1:30.296	34.696	175	30.475	198	25.125	177	207
2	1:32.829	36.631	172	30.783	197	25.415	177	210	12	1:30.289	34.734	175	30.544	199	25.011	177	209
3	1:31.262	35.346	173	30.693	197	25.223	177	209	13	1:30.184	34.516	174	30.426	199	25.242	176	209
4	1:31.446	34.929	173	30.496	198	26.021	176	209	14	1:30.153	34.598	175	30.438	200	25.117	178	209
5	1:31.957	35.345	174	30.778	197	25.834	178	207	15	1:30.770	35.009	176	30.540	198	25.221	177	208
6	1:30.315	34.935	174	30.381	199	24.999	178	210	16	1:31.713	35.478	174	30.990	199	25.245	175	207
7	1:34.415	34.761	176	30.991	196	28.663	177	209	17	1:31.041	35.068	174	30.581	198	25.392	176	207
8	1:30.635	34.676	174	30.574	196	25.385	175	207	18	1:30.789	34.841	175	30.450	198	25.498	177	206
9	1:30.425	34.824	173	30.458	196	25.143	177	206	19	1:30.676	34.795	173	30.533	198	25.348	177	208
10	1:30.997	34.686	175	30.906	198	25.405	175	206									

36 Joey Mawson , ADAC Formel 4 / AUS

theoretical besttime: 1:27.327

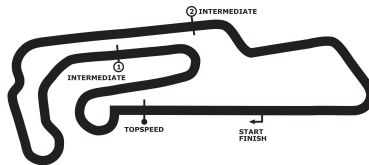
Lap	Time	S1	V1	S2	V2	S3	V3	Vmax	Lap	Time	S1	V1	S2	V2	S3	V3	Vmax
1	1:41.967	46.124	175	30.779	203	25.064	177		11	1:27.697	33.982	175	29.430	200	24.285	177	208
2	1:29.158	34.557	175	29.841	202	24.760	177	209	12	1:27.810	33.865	175	29.412	201	24.533	177	209
3	1:27.806	33.854	175	29.410	201	24.542	175	209	13	1:28.599	34.880	175	29.542	200	24.177	177	210
4	1:28.305	34.050	176	29.765	201	24.490	178	207	14	1:27.667	33.795	176	29.489	201	24.383	177	209
5	1:27.976	33.851	175	29.507	203	24.618	176	212	15	1:27.690	33.935	176	29.375	203	24.380	179	210
6	1:28.236	33.775	176	29.666	203	24.795	183	209	16	1:29.529	34.438	174	29.727	203	25.364	177	212
7	1:27.822	34.105	175	29.430	200	24.287	177	213	17	1:28.910	34.907	175	29.650	201	24.353	178	206
8	1:28.186	34.325	174	29.646	198	24.215	176	209	18	1:28.041	34.061	175	29.564	200	24.416	178	209
9	1:27.680	33.882	175	29.535	199	24.263	177	207	19	1:28.330	34.043	175	29.430	203	24.857	178	211
10	1:28.174	33.956	175	29.726	201	24.492	176	209									

DTM Oschersleben

Oschersleben, length 3696 m

11. - 13.09.2015

ADAC Formel 4



Lap Analysis race 1, 12.09.2015

DMSB-Reg.No.: 233/15

37 Kami Laliberté , ADAC Formel 4 Rookie / CAN

theoretical besttime: 1:28.052

Lap	Time	S1	V1	S2	V2	S3	V3	Vmax	Lap	Time	S1	V1	S2	V2	S3	V3	Vmax
1	1:48.160	53.492	172	29.892	196	24.776	175		11	1:28.687	34.688	173	29.625	198	24.374	177	207
2	1:31.463	35.036	172	30.973	198	25.454	177	205	12	1:29.702	34.668	175	30.287	199	24.747	178	207
3	1:30.824	34.619	174	30.865	191	25.340	178	211	13	1:29.295	34.670	173	29.941	200	24.684	179	212
4	1:31.054	34.742	174	30.385	199	25.927	178	210	14	1:28.663	34.621	174	29.627	199	24.415	178	211
5	1:29.856	34.492	174	30.189	201	25.175	178	210	15	1:28.972	34.400	174	29.914	200	24.658	178	210
6	1:28.558	34.515	173	29.689	197	24.354	177	212	16	1:28.277	34.313	173	29.600	198	24.364	177	211
7	1:28.280	34.238	175	29.675	197	24.367	177	207	17	1:28.373	34.148	174	29.719	197	24.506	177	207
8	1:28.959	34.312	175	29.665	199	24.982	178	208	18	1:28.581	34.602	173	29.675	197	24.304	177	211
9	1:28.521	34.357	174	29.711	197	24.453	176	209	19	1:28.368	34.270	173	29.635	198	24.463	176	207
10	1:28.355	34.260	173	29.710	197	24.385	176	206									

38 Luca Engstler , ADAC Formel 4 Rookie / DEU

theoretical besttime: 1:28.900

Lap	Time	S1	V1	S2	V2	S3	V3	Vmax	Lap	Time	S1	V1	S2	V2	S3	V3	Vmax
1	1:43.374	46.530	172	30.875	196	25.969	175		11	1:29.242	34.365	174	30.080	195	24.797	177	207
2	1:29.898	34.743	171	30.180	199	24.975	178	207	12	1:29.280	34.432	174	29.983	197	24.865	175	206
3	1:30.987	35.737	174	30.179	198	25.071	177	210	13	1:29.295	34.417	173	30.017	196	24.861	176	207
4	1:30.035	34.452	173	30.163	199	25.420	175	209	14	1:29.069	34.364	175	29.931	197	24.774	177	207
5	1:30.261	35.304	172	30.055	196	24.902	176	208	15	1:28.970	34.322	172	29.883	197	24.765	177	208
6	1:29.479	34.359	175	30.139	198	24.981	177	208	16	1:29.368	34.370	173	29.998	198	25.000	176	207
7	1:29.420	34.537	172	30.095	198	24.788	178	209	17	1:29.445	34.493	175	29.979	196	24.973	174	206
8	1:29.364	34.411	173	30.096	197	24.857	176	208	18	1:30.186	35.344	173	29.958	200	24.884	178	205
9	1:29.261	34.535	173	29.962	197	24.764	176	208	19	1:30.091	34.455	174	30.405	197	25.231	175	207
10	1:29.041	34.463	172	29.850	197	24.728	176	206									

39 Kevin Kratz , ADAC Formel 4 Rookie / DEU

theoretical besttime: 1:29.261

Lap	Time	S1	V1	S2	V2	S3	V3	Vmax	Lap	Time	S1	V1	S2	V2	S3	V3	Vmax
1	1:44.853	47.676	173	31.240	201	25.937	177		11	1:30.070	34.908	170	30.087	198	25.075	175	207
2	1:33.356	36.853	172	30.807	199	25.696	177	209	12	1:29.545	34.448	174	29.992	199	25.105	177	207
3	1:30.299	34.727	172	30.456	197	25.116	177	209	13	1:29.517	34.541	175	30.059	199	24.917	176	208
4	1:29.721	34.461	174	30.141	199	25.119	176	208	14	1:30.194	34.926	171	30.146	199	25.122	176	207
5	1:32.972	34.715	175	31.977	196	26.280	177	207	15	1:29.962	34.778	175	30.156	198	25.028	177	207
6	1:30.889	35.216	173	30.384	196	25.289	174	207	16	1:30.300	34.804	170	30.341	198	25.155	176	207
7	1:32.387	35.713	173	30.736	200	25.938	174	207	17	1:29.831	34.747	171	30.263	199	24.821	176	206
8	1:31.032	34.711	175	31.022	199	25.299	178	206	18	1:29.802	34.661	175	30.112	198	25.029	177	206
9	1:30.455	34.997	174	30.199	199	25.259	177	208	19	1:30.413	34.750	173	30.335	199	25.328	177	206
10	1:30.262	35.127	174	30.137	198	24.998	176	207									

43 Benjamin Baily , ADAC Formel 4 / BEL

theoretical besttime: 1:28.377

Lap	Time	S1	V1	S2	V2	S3	V3	Vmax	Lap	Time	S1	V1	S2	V2	S3	V3	Vmax
1	1:41.446	45.109	176	30.937	197	25.400	177		11	1:28.691	34.170	174	29.785	200	24.736	177	209
2	1:31.219	35.397	176	30.258	201	25.564	178	211	12	1:28.869	34.195	175	29.873	199	24.801	177	209
3	1:29.727	34.425	175	30.404	198	24.898	182	209	13	1:28.870	34.254	175	29.924	199	24.692	177	209
4	1:29.582	34.441	175	30.174	198	24.967	178	209	14	1:28.801	34.346	175	29.746	201	24.709	178	209
5	1:29.729	34.914	174	30.034	199	24.781	177	209	15	1:29.711	34.350	175	30.448	199	24.913	178	211
6	1:29.447	34.125	175	29.880	199	25.442	178	209	16	1:29.147	34.362	175	30.040	198	24.745	177	209
7	1:30.254	35.016	175	30.092	185	25.146	177	211	17	1:29.276	34.359	175	29.981	199	24.936	177	209
8	1:28.829	34.212	174	29.820	198	24.797	177	208	18	1:28.969	34.245	175	29.914	200	24.810	178	209
9	1:28.391	34.054	174	29.760	198	24.577	177	208	19	1:29.476	34.458	176	30.071	201	24.947	176	210
10	1:28.549	34.082	174	29.827	198	24.640	177	208									

46 Mauro Auricchio , ADAC Formel 4 / BRA

theoretical besttime: 1:28.881

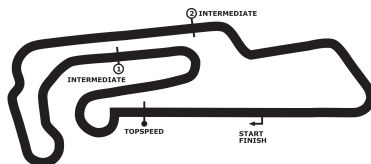
Lap	Time	S1	V1	S2	V2	S3	V3	Vmax	Lap	Time	S1	V1	S2	V2	S3	V3	Vmax
1	1:44.123	45.531	175	31.124	199	27.468	176		9	1:29.163	34.462	174	29.892	196	24.809	177	207
2	1:35.872	39.186	172	31.099	200	25.587	176	206	10	1:28.903	34.210	174	29.903	196	24.790	175	207
3	1:31.190	35.008	176	30.673	198	25.509	175	209	11	1:29.113	34.404	175	29.930	197	24.779	176	207
4	1:30.511	34.467	176	30.255	199	25.789	179	208	12	1:29.352	34.505	173	30.007	196	24.840	176	208
5	1:30.913	35.024	177	30.685	199	25.204	176	212	13	1:29.511	34.417	176	30.191	197	24.903	176	207
6	1:30.221	34.418	170	30.735	200	25.068	177	210	14	1:29.724	34.580	174	30.121	198	25.023	174	207
7	1:32.010	35.174	174	30.851	199	25.985	175	211	15	1:29.610	34.423	175	30.163	197	25.024	175	207
8	1:30.087	34.523	176	30.307	199	25.257	176	209	16	1:51.961	34.481	175	30.865	194			206

DTM Oschersleben

Oschersleben, length 3696 m

11. - 13.09.2015

ADAC Formel 4



DMSB-Reg.No.: 233/15

Lap Analysis race 1, 12.09.2015

55 Marylin Niederhauser , ADAC Formel 4 Rookie / CHE

theoretical besttime: 1:29.995

Lap	Time	S1	V1	S2	V2	S3	V3	Vmax	Lap	Time	S1	V1	S2	V2	S3	V3	Vmax
1	1:45.442	48.034	172	31.284	197	26.124	173		11	1:30.377	34.653	174	30.485	196	25.239	175	205
2	1:32.574	35.942	172	30.606	196	26.026	177	207	12	1:30.102	34.621	173	30.549	197	24.932	175	205
3	1:31.307	35.397	172	30.594	196	25.316	176	205	13	1:30.318	34.581	174	30.482	197	25.255	175	206
4	1:30.830	34.765	172	30.755	196	25.310	175	207	14	1:30.372	34.650	173	30.504	197	25.218	174	205
5	1:31.825	35.032	172	30.918	197	25.875	174	206	15	1:30.896	34.803	172	30.598	196	25.495	172	206
6	1:30.625	34.936	174	30.604	197	25.085	175	207	16	1:31.533	35.365	170	30.742	197	25.426	173	205
7	1:30.979	35.042	173	30.693	194	25.244	175	207	17	1:30.655	34.860	174	30.627	197	25.168	174	204
8	1:31.326	34.813	173	31.006	195	25.507	173	206	18	1:30.699	34.818	175	30.753	195	25.128	174	205
9	1:31.442	35.083	174	30.647	196	25.712	175	205	19	1:30.565	34.858	173	30.568	196	25.139	174	204
10	1:33.257	37.128	171	30.791	197	25.338	174	207									

77 Job van Uitert , ADAC Formel 4 Rookie / NLD

theoretical besttime: 1:28.239

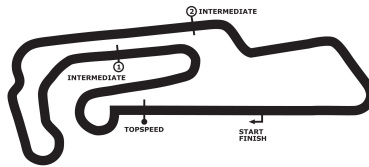
Lap	Time	S1	V1	S2	V2	S3	V3	Vmax	Lap	Time	S1	V1	S2	V2	S3	V3	Vmax
1	1:38.765	43.243	172	30.527	199	24.995	179		5	1:28.456	34.006	175	29.922	197	24.528	177	208
2	1:29.086	34.405	175	29.866	200	24.815	182	211	6	1:28.779	34.189	175	29.881	199	24.709	177	208
3	1:28.622	34.226	175	29.780	199	24.616	180	210	7	1:28.430	34.113	174	29.705	199	24.612	177	208
4	1:28.799	34.058	175	30.179	199	24.562	177	209									

DTM Oschersleben

Oschersleben, length 3696 m

11. - 13.09.2015

ADAC Formel 4



Topspeed race 1, 12.09.2015

DMSB-Reg.No.: 233/15

Car No.	Driver	Make	Speed km/h
28	Janneau Esmeijer	ADAC Formel 4	215
9	Jonathan Cecotto	ADAC Formel 4	214
36	Joey Mawson	ADAC Formel 4	213
10	Michael Waldherr	ADAC Formel 4	213
5	David Beckmann	ADAC Formel 4	213
33	Jan Jonck	ADAC Formel 4	213
8	Jannis Fittje	ADAC Formel 4	212
37	Kami Laliberté	ADAC Formel 4	212
46	Mauro Auricchio	ADAC Formel 4	212
16	Marek Böckmann	ADAC Formel 4	212
77	Job van Uitert	ADAC Formel 4	211
43	Benjamin Bailly	ADAC Formel 4	211
34	Toni Wolf	ADAC Formel 4	211
14	Moritz Müller-Crepon	ADAC Formel 4	211
21	Michelle Halder	ADAC Formel 4	211
3	Benjamin Mazatis	ADAC Formel 4	211
38	Luca Engstler	ADAC Formel 4	210
25	Mick Schumacher	ADAC Formel 4	210
18	Giorgio Maggi	ADAC Formel 4	210
6	Mike Ortmann	ADAC Formel 4	210
35	Carrie Schreiner	ADAC Formel 4	210
7	Joel Eriksson	ADAC Formel 4	210
4	Robert Shwartzman	ADAC Formel 4	210
20	Nikolaj Rogivue	ADAC Formel 4	209
39	Kevin Kratz	ADAC Formel 4	209
27	Marvin Dienst	ADAC Formel 4	209
22	Florian Janits	ADAC Formel 4	209
24	Robin Brezina	ADAC Formel 4	209
13	Cedric Piro	ADAC Formel 4	208
2	Tim Zimmermann	ADAC Formel 4	208
15	David Kolkmann	ADAC Formel 4	207
55	Marylin Niederhauser	ADAC Formel 4	207
31	Yan Leon Shlom	ADAC Formel 4	205
1	Kim Luis Schramm	ADAC Formel 4	----