

**ADAC** *F4*  
GERMANY

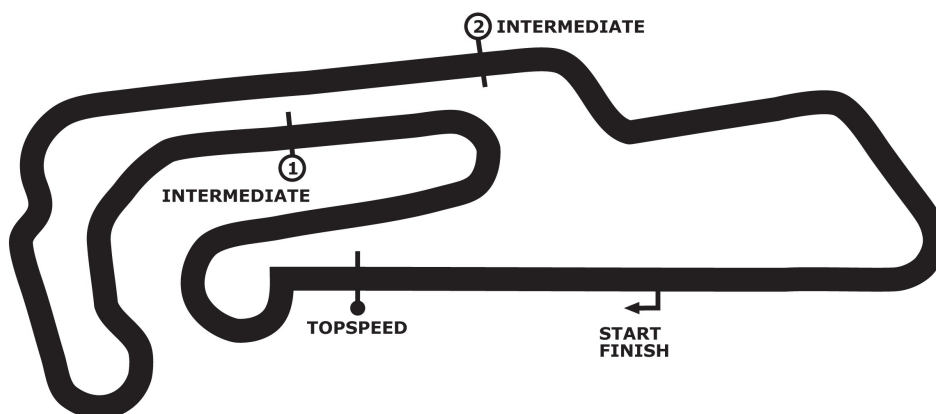
CERTIFIED BY FIA



POWERED BY **ABARTH**

## **DTM Oschersleben**

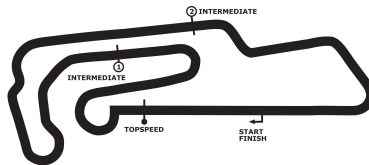
**free practice 2**



**Oschersleben 3696 m**

**11. - 13.09.2015**

**DTM Oschersleben**  
 Oschersleben, length 3696 m  
 11. - 13.09.2015  
 ADAC Formel 4

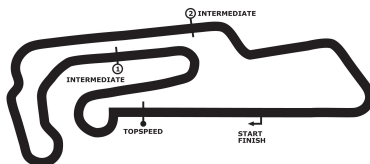


**DMSB**-Reg.No.: 233/15

**Result free practice 2, 11.09.2015**

POS.	No.	CL.	Entrant Driver, Place	Sponsor Make	Laps	Besttime	Gap	km/h fastest
1	27		HTP Juniorteam <b>Marvin Dienst / DEU</b>	ADAC Formel 4	17	1:27.020		152.903
2	5	R	ADAC Berlin-Brandenburg e.V. <b>David Beckmann / DEU</b>	ADAC Formel 4	18	1:27.165	00.145	152.648
3	36		Van Amersfoort Racing <b>Joey Mawson / AUS</b>	ADAC Formel 4	18	1:27.375	00.355	152.282
4	28		HTP Juniorteam <b>Janneau Esmeijer / NLD</b>	ADAC Formel 4	17	1:27.415	00.395	152.212
5	25	R	Van Amersfoort Racing <b>Mick Schumacher / DEU</b>	ADAC Formel 4	18	1:27.498	00.478	152.067
6	18		Race Performance <b>Giorgio Maggi / CHE</b>	ADAC Formel 4	20	1:27.517	00.497	152.034
7	16		Jenzer Motorsport <b>Marek Böckmann / DEU</b>	ADAC Formel 4	16	1:27.586	00.566	151.915
8	1		Neuhauser Racing Team <b>Kim Luis Schramm / DEU</b>	ADAC Formel 4	18	1:27.691	00.671	151.733
9	6	R	ADAC Berlin-Brandenburg e.V. <b>Mike Ortmann / DEU</b>	ADAC Formel 4	20	1:27.695	00.675	151.726
10	4		ADAC Berlin-Brandenburg e.V. <b>Robert Schwartzman / RUS</b>	ADAC Formel 4	19	1:27.698	00.678	151.721
11	77	R	Provily Racing <b>Job van Uiter / NLD</b>	ADAC Formel 4	20	1:27.826	00.806	151.500
12	7		Motopark <b>Joel Eriksson / SWE</b>	ADAC Formel 4	18	1:27.892	00.872	151.386
13	13		Piro Sports <b>Cedric Piro / DEU</b>	ADAC Formel 4	18	1:27.926	00.906	151.327
14	10		Motopark <b>Michael Waldherr / DEU</b>	ADAC Formel 4	18	1:28.000	00.980	151.200
15	43		RS Competition <b>Benjamin Baily / BEL</b>	ADAC Formel 4	17	1:28.010	00.990	151.183
16	37	R	Van Amersfoort Racing <b>Kami Laliberté / CAN</b>	ADAC Formel 4	19	1:28.046	01.026	151.121
17	2		Neuhauser Racing Team <b>Tim Zimmermann / DEU</b>	ADAC Formel 4	19	1:28.142	01.122	150.956
18	8	R	Motopark <b>Jannis Fittje / DEU</b>	ADAC Formel 4	20	1:28.150	01.130	150.943
19	20		Nikolaj Rogivue <b>Nikolaj Rogivue / CHE</b>	ADAC Formel 4	17	1:28.164	01.144	150.919
20	3	R	ADAC Berlin-Brandenburg e.V. <b>Benjamin Mazatis / DEU</b>	ADAC Formel 4	19	1:28.205	01.185	150.849
21	9	R	Motopark <b>Jonathan Cecotto / VEN</b>	ADAC Formel 4	20	1:28.297	01.277	150.691
22	22		Lechner Racing <b>Florian Janits / DEU</b>	ADAC Formel 4	16	1:28.390	01.370	150.533
23	34	R	Toni Wolf <b>Toni Wolf / DEU</b>	ADAC Formel 4	17	1:28.493	01.473	150.358
24	39	R	Lechner Racing <b>Kevin Kratz / DEU</b>	ADAC Formel 4	18	1:28.628	01.608	150.129
25	46		Team Timo Scheider <b>Mauro Auricchio / BRA</b>	ADAC Formel 4	17	1:28.714	01.694	149.983
26	14		Jenzer Motorsport <b>Moritz Müller-Crepon / CHE</b>	ADAC Formel 4	18	1:28.764	01.744	149.899
27	15		Jenzer Motorsport <b>David Kolkmann / DEU</b>	ADAC Formel 4	18	1:28.963	01.943	149.563
28	31	R	ADAC Berlin-Brandenburg e.V. <b>Yan Leon Shlom / RUS</b>	ADAC Formel 4	18	1:29.012	01.992	149.481

**DTM Oschersleben**  
 Oschersleben, length 3696 m  
 11. - 13.09.2015  
 ADAC Formel 4



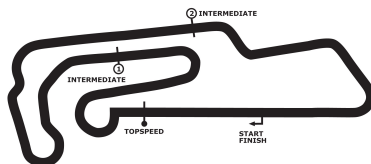
**DMSB**-Reg.No.: 233/15

**Result free practice 2, 11.09.2015**

POS.	No.	CL.	Entrant Driver, Place	Sponsor Make	Laps	Besttime	Gap	km/h fastest
29	35	R	HTP Juniorteam <b>Carrie Schreiner / DEU</b>	ADAC Formel 4	16	<b>1:29.033</b>	02.013	149.446
30	30		Team Timo Scheider <b>Jason Kremer / DEU</b>	ADAC Formel 4	16	<b>1:29.208</b>	02.188	149.153
31	24	R	Robin Brezina <b>Robin Brezina / DEU</b>	ADAC Formel 4	17	<b>1:29.255</b>	02.235	149.074
32	33		RS Competition <b>Jan Jonck / DNK</b>	ADAC Formel 4	20	<b>1:29.263</b>	02.243	149.061
33	38	R	Liqui Moly Team Engstler <b>Luca Engstler / DEU</b>	ADAC Formel 4	19	<b>1:29.709</b>	02.689	148.320
34	55	R	Race Performance <b>Marilyn Niederhauser / CHE</b>	ADAC Formel 4	18	<b>1:30.498</b>	03.478	147.026
35	21	R	Liqui Moly Team Engstler <b>Michelle Halder / DEU</b>	ADAC Formel 4	19	<b>1:30.642</b>	03.622	146.793

**Subject to final scrutineering !**

Issued:	Clerk of the Course:	Timekeeper:
---------	----------------------	-------------



**Lap by Lap free practice 2, 11.09.2015**

<b>1 Kim Luis Schramm , ADAC Formel 4 / DEU</b>															
1	2:00.424	2	1:32.833	3	1:34.981	4	1:28.904	5	1:37.040	6	1:29.593	7	1:28.095	pit	1:51.416
9	5:46.474	10	1:28.305	11	1:27.848	12	1:28.526	13	1:27.827	14	1:27.939	15	1:27.933	16	1:33.916
17	<b>1:27.691</b>	pit	1:58.178												

<b>2 Tim Zimmermann , ADAC Formel 4 / DEU</b>															
1	1:58.985	2	1:33.318	3	1:30.836	4	1:29.159	5	1:29.342	6	1:28.797	7	1:29.205	8	1:28.540
9	1:28.234	pit	1:50.677	11	4:58.401	12	1:33.656	13	1:28.144	14	1:29.687	15	1:28.606	16	<b>1:28.142</b>
17	1:28.252	18	1:28.350	pit	2:10.612										

<b>3 Benjamin Mazatis , ADAC Formel 4 Rookie / DEU</b>															
1	2:00.077	2	1:40.356	3	1:33.399	4	1:32.546	5	1:31.910	6	1:29.636	7	1:29.314	8	1:31.691
9	1:31.474	pit	1:51.099	11	3:58.393	12	1:29.338	13	1:28.620	14	<b>1:28.205</b>	15	1:28.433	16	1:28.728
17	1:28.486	18	1:28.460	pit	1:57.240										

<b>4 Robert Shwartzman , ADAC Formel 4 / RUS</b>															
1	2:49.051	2	1:34.887	3	1:29.607	4	1:28.915	5	1:28.572	6	1:29.508	7	1:28.137	8	1:27.922
9	1:28.002	pit	1:54.707	11	3:52.485	12	1:27.735	13	<b>1:27.698</b>	14	1:36.975	15	1:27.938	16	1:28.105
17	1:28.439	18	1:27.883	pit	1:58.859										

<b>5 David Beckmann , ADAC Formel 4 Rookie / DEU</b>															
1	2:16.429	2	1:31.296	3	1:29.841	4	1:29.239	5	1:28.626	6	1:28.923	7	1:28.278	pit	1:46.954
9	3:56.191	10	1:32.345	11	1:29.435	12	1:27.460	13	<b>1:27.165</b>	14	1:32.602	15	1:30.184	16	1:37.770
17	1:41.111	pit	1:46.193												

<b>6 Mike Ortmann , ADAC Formel 4 Rookie / DEU</b>															
1	1:48.660	2	1:34.483	3	1:31.309	4	1:30.789	5	1:29.430	6	1:29.017	7	1:28.871	pit	1:48.340
9	3:37.261	10	1:28.241	11	1:28.252	12	1:27.916	13	1:35.315	14	1:28.095	15	1:27.948	16	<b>1:27.695</b>
17	1:31.356	18	1:27.904	19	1:28.896	pit	2:06.927								

<b>7 Joel Eriksson , ADAC Formel 4 / SWE</b>															
1	1:38.957	2	1:35.513	3	1:29.287	4	1:31.391	5	1:28.189	6	1:28.119	pit	1:49.628	8	4:49.762
9	1:28.652	10	1:27.919	11	<b>1:27.892</b>	12	1:27.972	13	1:29.661	14	1:33.159	15	1:28.116	16	1:28.102
17	1:28.769	pit	1:52.992												

<b>8 Jannis Fittje , ADAC Formel 4 Rookie / DEU</b>															
1	1:44.863	2	1:34.286	3	1:31.925	4	1:29.258	5	1:28.697	6	1:28.494	7	1:28.683	pit	1:47.080
9	3:12.017	10	1:28.503	11	1:28.186	12	1:30.494	13	1:28.382	14	<b>1:28.150</b>	15	1:29.033	16	1:28.409
17	1:28.434	18	1:28.832	19	1:28.300	pit	1:57.925								

<b>9 Jonathan Cecotto , ADAC Formel 4 Rookie / VEN</b>															
1	1:40.480	2	1:35.335	3	1:32.563	4	1:29.616	5	1:29.930	6	1:32.652	7	1:28.842	8	1:28.437
9	<b>1:28.297</b>	10	1:28.407	pit	1:49.669	12	3:51.611	13	1:28.532	14	1:28.477	15	1:28.332	16	1:30.168
17	1:28.966	18	1:28.812	19	1:28.551	pit	2:09.155								

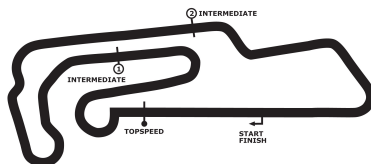
<b>10 Michael Waldherr , ADAC Formel 4 / DEU</b>															
1	1:53.344	2	1:49.796	3	1:38.463	4	1:30.632	5	1:29.438	6	1:32.126	7	1:28.546	8	1:28.419
pit	1:49.417	10	4:53.764	11	1:28.342	12	1:28.013	13	1:33.232	14	<b>1:28.000</b>	15	1:34.519	16	1:28.249
17	1:28.053	pit	2:06.662												

# DTM Oschersleben

Oschersleben, length 3696 m

11. - 13.09.2015

ADAC Formel 4



DMSB-Reg.No.: 233/15

## Lap by Lap free practice 2, 11.09.2015

13 Cedric Piro , ADAC Formel 4 / DEU															
1	2:15.304	2	1:32.990	3	1:29.823	4	1:29.053	5	1:29.346	6	1:28.447	7	1:28.514	8	1:28.956
9	1:28.192	pit	1:47.852	11	3:31.165	12	1:28.034	13	1:28.258	14	1:28.264	15	1:28.063	16	1:42.707
17	<b>1:27.926</b>	pit	1:47.923												

14 Moritz Müller-Crepon , ADAC Formel 4 / CHE															
pit	2:41.411	2	2:12.599	3	1:37.595	4	1:34.229	5	1:30.441	6	1:29.887	7	1:29.379	8	1:29.193
pit	1:49.274	10	4:25.953	11	1:29.166	12	1:29.285	13	1:29.227	14	1:29.390	15	<b>1:28.764</b>	16	1:28.878
17	1:29.760	pit	1:59.668												

15 David Kolkmann , ADAC Formel 4 / DEU															
1	2:25.223	2	1:40.225	3	1:35.132	4	1:31.821	5	1:30.723	6	1:29.991	7	1:29.563	8	1:29.256
9	1:29.416	pit	1:50.502	11	5:37.854	12	1:29.780	13	1:29.187	14	<b>1:28.963</b>	15	1:29.305	16	1:29.820
17	1:29.216	pit	2:04.207												

16 Marek Böckmann , ADAC Formel 4 / DEU															
1	3:52.957	2	1:38.444	3	1:34.472	pit	1:48.632	5	2:39.639	6	1:28.528	7	1:27.942	8	1:27.861
9	1:27.690	10	1:27.783	11	<b>1:27.586</b>	pit	1:46.818	13	3:45.223	14	1:27.904	15	1:29.408	pit	1:47.110

18 Giorgio Maggi , ADAC Formel 4 / CHE															
1	2:40.029	2	1:43.647	3	1:42.183	4	1:39.543	5	1:30.114	6	1:35.623	7	1:28.393	8	1:28.136
9	1:27.804	10	1:31.020	11	1:28.314	12	1:27.890	13	1:27.566	14	1:29.109	15	1:28.751	16	1:27.828
17	1:27.565	18	<b>1:27.517</b>	19	1:27.819	pit	1:48.852								

20 Nikolaj Rogivue , ADAC Formel 4 / CHE															
1	2:28.829	2	1:38.485	3	1:41.182	4	1:35.211	5	1:29.644	6	1:28.524	7	1:30.125	pit	1:51.105
9	6:08.501	10	1:28.439	11	1:28.458	12	1:29.683	13	1:28.370	14	<b>1:28.164</b>	15	1:36.660	16	1:30.077
pit	1:54.047														

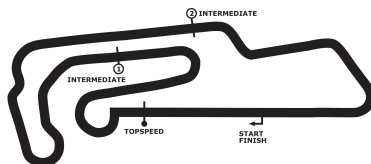
21 Michelle Halder , ADAC Formel 4 Rookie / DEU															
1	1:53.025	2	1:35.870	3	1:34.697	4	1:32.986	5	1:34.018	6	1:33.458	7	1:32.627	8	1:31.859
9	1:31.044	10	1:30.853	11	1:31.897	12	1:31.392	13	1:30.916	14	<b>1:30.642</b>	15	1:30.887	16	1:30.741
17	1:30.822	18	1:31.106	pit	1:53.128										

22 Florian Janits , ADAC Formel 4 / DEU															
1	2:06.346	2	1:39.269	3	1:37.695	4	1:29.546	5	1:40.710	6	1:29.194	7	1:29.217	8	1:28.474
9	<b>1:28.390</b>	pit	1:49.551	11	3:44.898	12	1:28.394	13	1:28.460	14	1:28.694	15	1:28.753	pit	1:49.078

24 Robin Brezina , ADAC Formel 4 Rookie / DEU															
1	3:09.421	2	1:36.478	3	1:31.243	pit	1:50.129	5	3:54.160	6	1:30.075	7	<b>1:29.255</b>	8	1:29.265
9	1:29.910	pit	1:49.552	11	2:59.773	12	1:29.501	13	1:29.615	14	1:29.644	15	1:29.844	16	1:29.548
pit	1:54.183														

25 Mick Schumacher , ADAC Formel 4 Rookie / DEU															
1	1:51.969	2	2:02.494	3	1:38.639	4	1:29.074	5	1:28.842	6	1:37.418	7	1:28.269	8	1:28.033
9	1:31.249	10	1:27.645	11	<b>1:27.498</b>	pit	1:47.214	13	5:44.525	14	1:27.864	15	1:28.331	16	1:27.866
17	1:27.965	pit	1:55.639												

27 Marvin Dienst , ADAC Formel 4 / DEU															
1	2:57.987	2	1:37.130	3	1:28.484	4	1:27.467	5	1:27.258	6	1:27.154	7	1:27.530	pit	1:47.386



**Lap by Lap free practice 2, 11.09.2015**

9	6:20.647	10	<b>1:27.020</b>	11	1:27.122	12	1:28.800	pit	1:46.135	14	2:02.269	15	1:27.315	16	1:27.088
pit	2:06.432														

**28 Janneau Esmeijer , ADAC Formel 4 / NLD**

1	2:57.112	2	1:35.806	3	1:28.456	4	1:27.822	5	<b>1:27.415</b>	6	1:27.508	7	1:32.566	8	1:27.536
pit	1:45.400	10	6:20.181	11	1:27.431	12	1:27.762	13	1:38.049	14	1:27.858	15	1:28.199	16	1:28.495
pit	1:56.801														

**30 Jason Kremer , ADAC Formel 4 / DEU**

1	1:57.981	2	1:32.939	3	1:36.355	4	1:29.417	5	1:29.553	6	1:40.031	7	1:30.751	8	1:36.521
9	<b>1:29.208</b>	10	1:29.322	pit	1:52.589	12	8:17.161	13	1:29.609	14	1:29.257	15	1:30.364	pit	2:00.789

**31 Yan Leon Shlom , ADAC Formel 4 Rookie / RUS**

1	2:24.109	2	1:40.694	3	1:33.160	4	1:33.018	5	1:29.393	6	1:29.290	7	1:29.442	8	<b>1:29.012</b>
9	1:29.403	10	1:29.200	11	1:29.293	pit	1:50.497	13	5:31.794	14	1:29.829	15	1:29.535	16	1:30.941
17	1:30.354	pit	2:02.561												

**33 Jan Jonck , ADAC Formel 4 / DNK**

1	2:06.163	2	1:32.799	3	1:30.809	4	1:29.706	5	1:30.188	6	1:30.841	7	1:29.597	8	1:29.605
9	1:29.530	10	<b>1:29.263</b>	11	1:29.282	12	1:29.431	pit	1:49.664	14	2:56.721	15	1:29.533	16	1:29.342
17	1:29.348	18	1:29.829	19	1:50.764	pit	2:11.937								

**34 Toni Wolf , ADAC Formel 4 Rookie / DEU**

1	2:26.819	2	1:37.398	3	1:33.379	4	1:30.781	5	1:29.250	6	1:29.300	7	1:28.803	8	<b>1:28.493</b>
pit	1:50.266	10	6:23.436	11	1:29.091	12	1:39.141	13	1:29.440	14	1:34.657	15	1:28.517	16	1:28.596
pit	1:55.556														

**35 Carrie Schreiner , ADAC Formel 4 Rookie / DEU**

1	3:14.749	2	1:43.036	3	1:31.854	4	1:30.337	5	1:29.902	6	1:32.117	7	1:29.738	8	1:29.168
9	1:29.296	pit	1:50.831	11	6:59.971	12	1:33.513	13	1:29.597	14	<b>1:29.033</b>	15	1:29.047	pit	1:58.701

**36 Joey Mawson , ADAC Formel 4 / AUS**

1	3:04.438	2	1:31.921	3	1:29.529	4	1:27.935	5	1:27.650	6	1:27.603	7	1:28.498	8	<b>1:27.375</b>
pit	1:46.556	10	4:15.464	11	1:27.616	12	1:27.616	13	1:50.281	14	1:27.611	15	1:27.421	16	1:33.090
17	1:27.799	pit	1:57.061												

**37 Kami Laliberté , ADAC Formel 4 Rookie / CAN**

1	2:28.098	2	1:38.309	3	1:41.400	4	1:29.745	5	1:31.220	6	1:29.200	7	1:28.601	8	1:28.448
pit	1:48.345	10	4:10.927	11	1:29.692	12	1:29.291	13	1:29.047	14	1:28.296	15	1:28.426	16	1:28.195
17	1:28.309	18	<b>1:28.046</b>	pit	2:04.073										

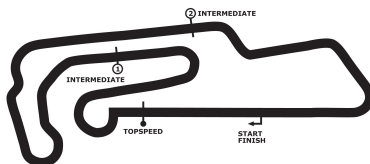
**38 Luca Engstler , ADAC Formel 4 Rookie / DEU**

1	2:02.454	2	1:35.835	3	1:34.258	4	1:39.808	5	1:31.363	6	1:31.839	7	1:30.279	8	1:30.262
9	1:29.931	10	<b>1:29.709</b>	11	1:30.256	pit	1:49.524	13	3:23.526	14	1:39.298	15	1:30.755	16	1:29.930
17	1:30.475	18	1:30.465	pit	1:52.765										

**39 Kevin Kratz , ADAC Formel 4 Rookie / DEU**

1	2:17.616	2	1:37.065	3	1:33.952	4	1:30.497	5	1:30.140	6	1:29.656	7	1:29.149	8	1:29.456
9	1:29.146	pit	1:50.500	11	5:25.415	12	1:28.918	13	<b>1:28.628</b>	14	1:28.886	15	1:29.199	16	1:30.535
17	1:29.254	pit	2:04.403												

**DTM Oschersleben**  
 Oschersleben, length 3696 m  
 11. - 13.09.2015  
 ADAC Formel 4



**DMSB**-Reg.No.: 233/15

**Lap by Lap free practice 2, 11.09.2015**

<b>43 Benjamin Bailly , ADAC Formel 4 / BEL</b>															
1	2:24.186	2	1:31.449	3	1:30.883	4	1:29.235	5	1:28.712	6	1:30.598	7	1:28.275	8	1:28.043
pit	1:49.756	10	4:54.341	11	<b>1:28.010</b>	pit	1:57.577	13	3:06.431	14	1:28.414	15	1:28.302	16	1:28.455
pit	2:02.734														

<b>46 Mauro Auricchio , ADAC Formel 4 / BRA</b>															
1	2:00.032	2	1:32.578	3	1:31.058	4	1:29.174	5	1:29.445	6	1:29.113	7	1:29.719	8	1:28.970
9	<b>1:28.714</b>	10	1:28.756	pit	1:49.437	12	5:14.696	13	1:29.609	14	1:29.000	15	1:28.733	16	1:28.822
pit	1:49.545														

<b>55 Marylin Niederhauser , ADAC Formel 4 Rookie / CHE</b>															
1	2:30.379	2	1:37.491	3	1:36.620	4	1:32.299	5	1:31.795	6	1:31.914	7	1:32.233	8	1:31.319
9	1:31.855	10	1:30.614	pit	1:53.001	12	5:26.642	13	1:32.159	14	1:37.519	15	1:31.245	16	<b>1:30.498</b>
17	1:31.246	pit	2:01.134												

<b>77 Job van Uitert , ADAC Formel 4 Rookie / NLD</b>															
1	1:52.589	2	1:33.690	3	1:31.845	4	1:30.706	5	1:29.008	6	1:28.614	7	1:28.192	8	1:28.193
9	1:28.138	10	1:28.050	pit	1:49.941	12	3:29.731	13	1:27.927	14	1:30.627	15	1:28.067	16	<b>1:27.826</b>
17	1:29.510	18	1:28.573	19	1:28.168	20	2:06.140								

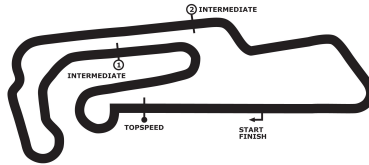


# DTM Oschersleben

Oschersleben, length 3696 m

11. - 13.09.2015

ADAC Formel 4



DMSB-Reg.No.: 233/15

## Lap Analysis free practice 2, 11.09.2015

1 Kim Luis Schramm , ADAC Formel 4 / DEU										theoretical besttime: 1:27.562								
Lap	Time	S1	V1	S2	V2	S3	V3	Vmax		Lap	Time	S1	V1	S2	V2	S3	V3	Vmax
1	2:00.424		136	34.144	170	27.188	172			10	1:28.305	34.453	173	29.523	198	24.329	176	207
2	1:32.833	35.924	170	31.054	194	25.855	157	194		11	1:27.848	34.046	173	29.497	199	24.305	175	207
3	1:34.981	39.792	166	30.483	195	24.706	176	164		12	1:28.526	34.677	173	29.549	198	24.300	177	207
4	1:28.904	34.405	173	29.736	199	24.763	<b>178</b>	208		13	1:27.827	33.996	<b>174</b>	29.404	199	24.427	175	209
5	1:37.040	34.876	173	35.279	110	26.885	176	<b>209</b>		14	1:27.939	34.181	173	<b>29.387</b>	199	24.371	177	207
6	1:29.593	34.228	173	30.328	193	25.037	175	207		15	1:27.933	<b>33.959</b>	173	29.419	<b>201</b>	24.555	175	209
7	1:28.095	34.152	172	29.561	198	24.382	176	206		16	1:33.916	35.267	143	34.126	193	24.523	176	207
8	1:51.416	34.062	173	29.505	199			207		17	<b>1:27.691</b>	34.046	173	29.429	199	<b>24.216</b>	177	209
9	5:46.474	4:47.966	149	33.425	194	25.083	177			18	1:58.178	35.371	173	29.442	197			208

2 Tim Zimmermann , ADAC Formel 4 / DEU										theoretical besttime: 1:27.968								
Lap	Time	S1	V1	S2	V2	S3	V3	Vmax		Lap	Time	S1	V1	S2	V2	S3	V3	Vmax
1	1:58.985		144	34.005	190	27.221	165			11	4:58.401	4:03.542	173	30.020	197	24.839	176	
2	1:33.318	36.449	171	31.084	192	25.785	175	180		12	1:33.656	34.179	174	30.633	94	28.844	177	208
3	1:30.836	34.703	173	30.159	197	25.974	176	206		13	1:28.144	34.137	175	<b>29.499</b>	199	<b>24.508</b>	178	208
4	1:29.159	34.462	173	29.832	197	24.865	178	206		14	1:29.687	34.451	175	30.494	198	24.742	178	209
5	1:29.342	34.398	173	30.010	197	24.934	177	209		15	1:28.606	<b>33.961</b>	175	29.866	197	24.779	178	208
6	1:28.797	34.316	175	29.699	197	24.782	178	208		16	<b>1:28.142</b>	33.970	175	29.596	199	24.576	178	209
7	1:29.205	34.326	175	30.067	197	24.812	177	<b>210</b>		17	1:28.252	34.035	<b>176</b>	29.659	199	24.558	177	209
8	1:28.540	34.140	174	29.666	198	24.734	178	207		18	1:28.350	34.155	175	29.616	<b>201</b>	24.579	<b>179</b>	209
9	1:28.234	34.035	174	29.637	198	24.562	177	207		19	2:10.612	36.103	175	31.794	173			168
10	1:50.677	34.288	174	30.013	196			207										

3 Benjamin Mazatis , ADAC Formel 4 Rookie / DEU										theoretical besttime: 1:28.085								
Lap	Time	S1	V1	S2	V2	S3	V3	Vmax		Lap	Time	S1	V1	S2	V2	S3	V3	Vmax
1	2:00.077		144	36.073	152	28.848	157			11	3:58.393	3:01.989	172	30.794	197	25.610	176	
2	1:40.356	37.848	169	33.778	192	28.730	176	174		12	1:29.338	34.569	172	30.124	196	24.645	178	205
3	1:33.399	35.303	172	32.104	196	25.992	177	207		13	1:28.620	34.415	174	29.727	196	<b>24.478</b>	177	207
4	1:32.546	34.967	173	32.198	196	25.381	176	208		14	<b>1:28.205</b>	34.103	175	<b>29.616</b>	197	24.486	177	207
5	1:31.910	36.164	174	30.503	197	25.243	178	205		15	1:28.433	33.996	175	29.748	198	24.689	176	207
6	1:29.636	34.657	<b>175</b>	30.120	197	24.859	178	207		16	1:28.728	<b>33.991</b>	175	29.756	198	24.981	179	209
7	1:29.314	34.299	175	30.074	<b>198</b>	24.941	<b>179</b>	208		17	1:28.486	34.092	175	29.892	198	24.502	179	209
8	1:31.691	35.036	169	30.627	198	26.028	178	<b>210</b>		18	1:28.460	34.043	174	29.892	198	24.525	177	209
9	1:31.474	34.817	174	30.648	197	26.009	176	209		19	1:57.240	34.950	174	31.011	196			207
10	1:51.099	34.383	174	30.819	197			205										

4 Robert Shwartzman , ADAC Formel 4 / RUS										theoretical besttime: 1:27.572								
Lap	Time	S1	V1	S2	V2	S3	V3	Vmax		Lap	Time	S1	V1	S2	V2	S3	V3	Vmax
1	2:49.051		131	37.693	143	28.055	169			11	3:52.485	2:54.235	156	33.045	179	25.205	178	
2	1:34.887	36.938	168	31.841	189	26.108	176	196		12	1:27.735	33.861	174	<b>29.452</b>	199	24.422	179	208
3	1:29.607	34.487	173	30.240	197	24.880	175	205		13	<b>1:27.698</b>	<b>33.710</b>	174	29.570	199	24.418	179	209
4	1:28.915	34.119	173	30.120	197	24.676	178	207		14	1:36.975	35.693	127	35.661	154	25.621	179	<b>210</b>
5	1:28.572	34.071	174	29.853	198	24.648	178	208		15	1:27.938	33.926	174	29.582	199	24.430	178	210
6	1:29.508	34.167	174	29.920	200	25.421	<b>179</b>	209		16	1:28.105	33.956	174	29.505	<b>201</b>	24.644	179	209
7	1:28.137	33.873	173	29.712	199	24.552	179	209		17	1:28.439	34.003	174	29.834	199	24.602	178	209
8	1:27.922	33.855	174	29.585	200	24.482	179	209		18	1:27.883	33.941	175	29.532	199	<b>24.410</b>	178	209
9	1:28.002	33.808	<b>175</b>	29.684	199	24.510	177	209		19	1:58.859	38.777	149	32.970	198			192
10	1:54.707	35.217	173	30.609	198			208										

5 David Beckmann , ADAC Formel 4 Rookie / DEU										theoretical besttime: 1:27.088								
Lap	Time	S1	V1	S2	V2	S3	V3	Vmax		Lap	Time	S1	V1	S2	V2	S3	V3	Vmax
1	2:16.429		146	35.741	162	27.590	171			10	1:32.345	35.495	170	31.295	189	25.555	174	205
2	1:31.296	35.340	173	30.603	201	25.353	175	189		11	1:29.435	34.923	172	29.899	190	24.613	180	202
3	1:29.841	34.571	174	30.486	197	24.784	179	200		12	1:27.460	33.810	174	29.375	199	24.275	178	209
4	1:29.239	34.222	175	30.048	199	24.969	179	209		13	<b>1:27.165</b>	<b>33.614</b>	175	29.373	200	<b>24.178</b>	180	210
5	1:28.626	34.434	175	29.745	199	24.447	179	211		14	1:32.602	33.743	175	34.046	183	24.813	179	211
6	1:28.923	33.866	<b>176</b>	30.091	199	24.966	180	210		15	1:30.184	35.870	173	29.809	200	24.505	<b>181</b>	211
7	1:28.278	34.108	175	29.711	201	24.459	179	<b>214</b>		16	1:37.770	39.515	171	31.517	198	26.738	176	189
8	1:46.954	33.779	175	29.610	<b>203</b>			212		17	1:41.111	43.402	108	33.005	193	24.704	180	150
9	3:56.191	2:56.864	161	32.731	171	26.596	173			18	1:46.193	33.875	175	<b>29.296</b>	201			209

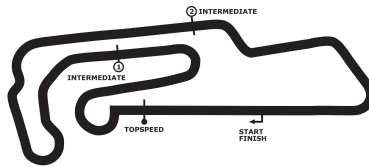


# DTM Oschersleben

Oschersleben, length 3696 m

11. - 13.09.2015

ADAC Formel 4



DMSB-Reg.No.: 233/15

## Lap Analysis free practice 2, 11.09.2015

6 Mike Ortmann , ADAC Formel 4 Rookie / DEU										theoretical besttime: 1:27.595								
Lap	Time	S1	V1	S2	V2	S3	V3	Vmax		Lap	Time	S1	V1	S2	V2	S3	V3	Vmax
1	1:48.660		168	32.555	192	26.185	173			11	1:28.252	33.954	175	29.662	197	24.636	177	207
2	1:34.483	35.137	174	31.066	159	28.280	177	201		12	1:27.916	34.019	175	29.569	199	24.328	178	209
3	1:31.309	34.996	172	31.311	192	25.002	176	206		13	1:35.315	33.905	175	31.999	89	29.411	178	208
4	1:30.789	34.594	167	30.313	197	25.882	175	207		14	1:28.095	<b>33.871</b>	175	<b>29.424</b>	198	24.800	175	208
5	1:29.430	34.451	168	30.306	198	24.673	178	207		15	1:27.948	34.001	173	29.647	198	<b>24.300</b>	178	206
6	1:29.017	34.285	174	29.977	198	24.755	177	208		16	<b>1:27.695</b>	33.880	175	29.470	199	24.345	177	208
7	1:28.871	34.080	174	29.833	<b>199</b>	24.958	172	207		17	1:31.356	33.904	174	30.615	132	26.837	<b>179</b>	208
8	1:48.340	34.186	173	29.858	199			206		18	1:27.904	33.948	<b>176</b>	29.510	199	24.446	177	<b>210</b>
9	3:37.261	2:41.624	174	29.985	199	25.652	176			19	1:28.896	34.543	175	29.861	198	24.492	179	197
10	1:28.241	34.131	174	29.698	198	24.412	177	207		20	2:06.927	35.032	149	32.890	174			208

7 Joel Eriksson , ADAC Formel 4 / SWE										theoretical besttime: 1:27.720								
Lap	Time	S1	V1	S2	V2	S3	V3	Vmax		Lap	Time	S1	V1	S2	V2	S3	V3	Vmax
1	1:38.957		168	35.168	144	26.865	158			10	1:27.919	33.938	175	29.613	199	24.368	178	209
2	1:35.513	37.796	149	31.438	165	26.279	174	148		11	<b>1:27.892</b>	33.904	176	29.614	200	24.374	177	209
3	1:29.287	34.853	172	30.015	190	24.419	179	197		12	1:27.972	33.958	175	<b>29.589</b>	201	24.425	177	209
4	1:31.391	<b>33.882</b>	175	32.543	159	24.966	179	209		13	1:29.661	34.405	174	29.812	201	25.444	179	208
5	1:28.189	<b>33.860</b>	174	29.787	199	24.542	<b>180</b>	209		14	1:33.159	34.121	175	29.725	200	29.313	177	210
6	1:28.119	33.895	174	29.790	198	24.434	178	210		15	1:28.116	34.001	175	29.702	199	24.413	179	210
7	1:49.628	33.882	174	29.611	198			210		16	1:28.102	33.957	<b>177</b>	29.667	200	24.478	179	210
8	4:49.762	3:54.686	174	29.982	<b>203</b>	25.094	179			17	1:28.769	33.982	176	29.945	198	24.842	178	210
9	1:28.652	34.647	167	29.734	198	<b>24.271</b>	180	<b>212</b>		18	1:52.992	36.665	143	31.406	200			211

8 Jannis Fittje , ADAC Formel 4 Rookie / DEU										theoretical besttime: 1:28.051								
Lap	Time	S1	V1	S2	V2	S3	V3	Vmax		Lap	Time	S1	V1	S2	V2	S3	V3	Vmax
1	1:44.863		152	35.837	154	28.063	157			11	1:28.186	<b>33.981</b>	<b>175</b>	29.648	198	24.557	177	208
2	1:34.286	37.765	168	30.931	189	25.590	174	177		12	1:30.494	34.757	174	30.777	197	24.960	<b>179</b>	209
3	1:31.925	35.878	174	30.655	194	25.392	177	200		13	1:28.382	34.028	175	29.775	199	24.579	177	209
4	1:29.258	34.439	173	29.991	197	24.828	176	208		14	<b>1:28.150</b>	34.037	175	<b>29.592</b>	198	24.521	177	209
5	1:28.697	34.187	173	29.802	198	24.708	177	208		15	1:29.033	34.018	175	29.700	198	25.315	179	209
6	1:28.494	33.991	174	29.759	198	24.744	177	<b>209</b>		16	1:28.409	34.102	175	29.781	198	24.526	178	209
7	1:28.683	34.208	173	29.830	198	24.645	177	209		17	1:28.434	34.027	175	29.814	<b>200</b>	24.593	177	209
8	1:47.080	34.087	174	29.797	197			209		18	1:28.832	34.535	174	29.689	199	24.608	175	209
9	3:12.017	2:13.993	163	31.522	180	26.502	177			19	1:28.300	34.092	174	29.690	199	24.518	178	208
10	1:28.503	34.317	174	29.708	198	<b>24.478</b>	177	207		20	1:57.925	36.366	174	31.556	198			152

9 Jonathan Cecotto , ADAC Formel 4 Rookie / VEN										theoretical besttime: 1:28.197								
Lap	Time	S1	V1	S2	V2	S3	V3	Vmax		Lap	Time	S1	V1	S2	V2	S3	V3	Vmax
1	1:40.480		169	34.877	138	27.443	172			11	1:49.669	34.527	173	29.933	196			208
2	1:35.335	37.567	167	31.548	190	26.220	171	154		12	3:51.611	2:55.242	173	31.188	182	25.181	178	
3	1:32.563	36.921	172	30.445	195	25.197	178	138		13	1:28.532	34.107	175	29.704	199	24.721	177	209
4	1:29.616	34.398	174	30.159	198	25.059	178	207		14	1:28.477	34.186	174	29.653	199	24.638	178	209
5	1:29.930	34.556	170	30.128	<b>199</b>	25.246	178	209		15	1:28.332	34.099	175	29.636	198	24.597	177	209
6	1:32.652	37.960	174	29.933	198	24.759	177	208		16	1:30.168	34.147	175	29.920	198	26.101	179	209
7	1:28.842	34.198	173	29.917	197	24.727	178	209		17	1:28.966	34.463	173	29.826	198	24.677	178	209
8	1:28.437	34.092	173	29.752	198	24.593	<b>179</b>	208		18	1:28.812	34.308	175	29.843	198	24.661	178	<b>210</b>
9	<b>1:28.297</b>	<b>34.050</b>	174	29.626	198	24.621	177	208		19	1:28.551	34.163	175	29.853	198	<b>24.535</b>	179	209
10	1:28.407	34.200	<b>175</b>	<b>29.612</b>	198	24.595	178	207		20	2:09.155	35.943	172	31.791	197			204

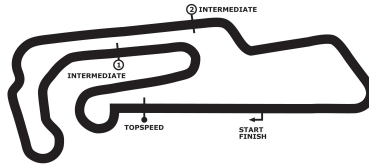
10 Michael Waldherr , ADAC Formel 4 / DEU										theoretical besttime: 1:27.821								
Lap	Time	S1	V1	S2	V2	S3	V3	Vmax		Lap	Time	S1	V1	S2	V2	S3	V3	Vmax
1	1:53.344		153	37.364	157	30.972	136			10	4:53.764	3:59.367	173	29.713	198	24.684	178	
2	1:49.796	41.737	132	38.518	140	29.541	148	146		11	1:28.342	34.064	175	29.758	198	24.520	178	209
3	1:38.463	38.485	171	33.688	187	26.290	177	154		12	1:28.013	34.004	175	29.577	198	<b>24.432</b>	176	210
4	1:30.632	35.009	173	30.069	198	25.554	176	208		13	1:33.232	<b>33.951</b>	<b>176</b>	34.365	194	24.916	179	210
5	1:29.438	34.752	173	29.982	197	24.704	178	209		14	<b>1:28.000</b>	34.015	176	<b>29.438</b>	<b>201</b>	24.547	178	211
6	1:32.126	34.520	174	32.093	168	25.513	178	210		15	1:34.519	40.264	175	29.755	201	24.500	179	211
7	1:28.546	34.400	174	29.661	198	24.485	<b>179</b>	209		16	1:28.249	33.981	175	29.545	200	24.723	179	<b>212</b>
8	1:28.419	33.977	173	29.714	200	24.728	179	210		17	1:28.053	34.057	176	29.546	201	24.450	179	211
9	1:49.417	34.114	174	29.787	200			210		18	2:06.662	44.407	170	33.725	197			211

# DTM Oschersleben

Oschersleben, length 3696 m

11. - 13.09.2015

ADAC Formel 4



## Lap Analysis free practice 2, 11.09.2015

DMSB-Reg.No.: 233/15

### 13 Cedric Piro , ADAC Formel 4 / DEU

theoretical besttime: 1:27.827

Lap	Time	S1	V1	S2	V2	S3	V3	Vmax	Lap	Time	S1	V1	S2	V2	S3	V3	Vmax
1	2:15.304		163	35.115	188	26.814	173		10	1:47.852	34.081	175	29.772	198			207
2	1:32.990	35.151	173	31.785	194	26.054	176	202	11	3:31.165	2:36.491	174	29.952	198	24.722	178	208
3	1:29.823	34.777	174	30.138	198	24.908	178	203	12	1:28.034	34.059	174	29.589	198	24.386	177	208
4	1:29.053	34.166	<b>175</b>	30.067	<b>199</b>	24.820	178	209	13	1:28.258	34.177	175	29.588	198	24.493	177	208
5	1:29.346	34.793	174	29.905	198	24.648	177	209	14	1:28.264	34.133	175	29.716	198	24.415	178	209
6	1:28.447	34.055	174	29.710	198	24.682	178	209	15	1:28.063	34.009	174	29.628	199	24.426	178	208
7	1:28.514	34.233	174	29.797	198	24.484	<b>179</b>	<b>210</b>	16	1:42.707	36.539	111	40.960	148	25.208	178	209
8	1:28.956	<b>33.934</b>	173	29.704	199	25.318	177	209	17	<b>1:27.926</b>	34.033	174	<b>29.550</b>	197	<b>24.343</b>	178	209
9	1:28.192	34.071	174	29.679	198	24.442	177	207	18	1:47.923	34.032	174	30.134	192			209

### 14 Moritz Müller-Crepon , ADAC Formel 4 / CHE

theoretical besttime: 1:28.447

Lap	Time	S1	V1	S2	V2	S3	V3	Vmax	Lap	Time	S1	V1	S2	V2	S3	V3	Vmax
1	2:41.411		143	39.617	148				10	4:25.953	3:30.964	173	30.287	194	24.702	174	
2	2:12.599	1:09.029	159	35.871	158	27.699	158		11	1:29.166	34.823	171	<b>29.797</b>	195	24.546	174	204
3	1:37.595	37.872	159	33.625	148	26.098	175	175	12	1:29.285	34.324	173	29.904	194	25.057	164	205
4	1:34.229	37.234	143	31.647	192	25.348	173	204	13	1:29.227	34.623	171	29.934	196	24.670	176	201
5	1:30.441	34.769	172	30.373	193	25.299	173	204	14	1:29.390	34.731	173	30.014	196	24.645	175	206
6	1:29.887	34.614	171	30.314	195	24.959	174	204	15	<b>1:28.764</b>	34.382	174	29.931	196	<b>24.451</b>	175	206
7	1:29.379	34.513	173	29.985	194	24.881	174	204	16	1:28.878	<b>34.199</b>	174	29.913	197	24.766	<b>177</b>	206
8	1:29.193	34.484	173	29.950	194	24.759	175	204	17	1:29.760	34.404	173	30.693	<b>198</b>	24.663	175	<b>208</b>
9	1:49.274	34.406	<b>174</b>	29.881	194			205	18	1:59.668	34.378	174	29.914	198			206

### 15 David Kolkmann , ADAC Formel 4 / DEU

theoretical besttime: 1:28.931

Lap	Time	S1	V1	S2	V2	S3	V3	Vmax	Lap	Time	S1	V1	S2	V2	S3	V3	Vmax
1	2:25.223		151	37.078	148	29.859	167		10	1:50.502	34.397	173	30.472	193			203
2	1:40.225	38.546	151	32.875	149	28.804	166	182	11	5:37.854	4:42.261	169	30.490	192	25.103	174	
3	1:35.132	37.211	169	31.964	182	25.957	173	174	12	1:29.780	34.557	172	30.305	192	24.918	174	204
4	1:31.821	35.912	172	30.577	193	25.332	173	203	13	1:29.187	34.510	172	30.090	194	<b>24.587</b>	<b>176</b>	203
5	1:30.723	34.886	172	30.627	193	25.210	174	203	14	<b>1:28.963</b>	<b>34.340</b>	<b>173</b>	<b>30.004</b>	194	24.619	175	205
6	1:29.991	34.753	172	30.246	193	24.992	173	204	15	1:29.305	34.410	173	30.114	194	24.781	175	205
7	1:29.563	34.587	<b>173</b>	30.196	193	24.780	175	203	16	1:29.820	35.132	173	30.039	<b>196</b>	24.649	176	204
8	1:29.256	34.433	173	30.103	194	24.720	175	204	17	1:29.216	34.538	173	30.081	195	24.597	175	<b>207</b>
9	1:29.416	34.444	173	30.217	193	24.755	175	204	18	2:04.207	34.773	173	33.423	173			204

### 16 Marek Böckmann , ADAC Formel 4 / DEU

theoretical besttime: 1:27.506

Lap	Time	S1	V1	S2	V2	S3	V3	Vmax	Lap	Time	S1	V1	S2	V2	S3	V3	Vmax
1	3:52.957		120	35.860	157	29.977	158		9	1:27.690	33.794	175	<b>29.486</b>	199	24.410	179	208
2	1:38.444	38.899	133	33.539	172	26.006	175	165	10	1:27.783	33.878	175	29.530	198	24.375	<b>180</b>	210
3	1:34.472	37.283	168	31.885	183	25.304	175	205	11	<b>1:27.586</b>	<b>33.672</b>	175	29.565	198	24.349	177	<b>212</b>
4	1:48.632	34.381	173	29.889	196			206	12	1:46.818	33.757	175	29.690	200			209
5	2:39.639	1:44.753	170	30.056	196	24.830	177		13	3:45.223	2:49.638	155	30.293	198	25.292	177	
6	1:28.528	34.144	174	29.805	197	24.579	175	207	14	1:27.904	33.935	173	29.603	198	24.366	177	208
7	1:27.942	33.980	174	29.517	198	24.445	177	206	15	1:29.408	33.826	173	29.869	198	25.713	178	208
8	1:27.861	33.947	174	29.566	199	<b>24.348</b>	177	207	16	1:47.110	33.830	<b>176</b>	29.834	<b>202</b>			209

### 18 Giorgio Maggi , ADAC Formel 4 / CHE

theoretical besttime: 1:27.377

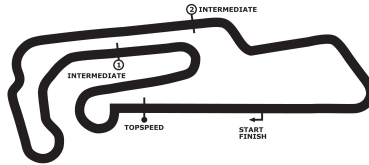
Lap	Time	S1	V1	S2	V2	S3	V3	Vmax	Lap	Time	S1	V1	S2	V2	S3	V3	Vmax
1	2:40.029		147	38.248	149	30.683	153		11	1:28.314	34.137	169	29.640	196	24.537	177	208
2	1:43.647	39.194	150	36.025	146	28.428	149	168	12	1:27.890	33.912	174	29.440	196	24.538	175	206
3	1:42.183	37.898	150	35.851	150	28.434	150	166	13	1:27.566	33.800	173	29.406	198	<b>24.360</b>	176	207
4	1:39.543	37.648	148	34.698	153	27.197	164	169	14	1:29.109	33.699	174	29.508	198	25.902	<b>178</b>	207
5	1:30.114	35.392	173	29.861	196	24.861	176	193	15	1:28.751	34.090	174	30.254	196	24.407	175	<b>211</b>
6	1:35.623	36.196	145	33.609	158	25.818	176	193	16	1:27.828	33.816	174	29.542	197	24.470	177	207
7	1:28.393	34.282	173	29.482	199	24.629	177	207	17	1:27.565	33.705	173	<b>29.343</b>	197	24.517	178	209
8	1:28.136	34.033	173	29.513	196	24.590	176	205	18	<b>1:27.517</b>	<b>33.674</b>	174	29.478	197	24.365	175	208
9	1:27.804	33.886	<b>175</b>	29.474	197	24.444	177	207	19	1:27.819	33.819	174	29.480	199	24.520	175	208
10	1:31.020	33.937	174	31.983	176	25.100	177	207	20	1:48.852	33.948	173	30.158	<b>201</b>			208

# DTM Oschersleben

Oschersleben, length 3696 m

11. - 13.09.2015

ADAC Formel 4



## Lap Analysis free practice 2, 11.09.2015

DMSB-Reg.No.: 233/15

### 20 Nikolaj Rogivue , ADAC Formel 4 / CHE

theoretical besttime: 1:28.103

Lap	Time	S1	V1	S2	V2	S3	V3	Vmax	Lap	Time	S1	V1	S2	V2	S3	V3	Vmax
1	2:28.829		145	36.417	141	28.564	147		10	1:28.439	34.235	174	29.667	197	24.537	178	206
2	1:38.485	37.827	150	33.182	155	27.476	135	164	11	1:28.458	<b>34.047</b>	174	<b>29.664</b>	198	24.747	177	209
3	1:41.182	42.644	148	33.406	197	25.132	176	138	12	1:29.683	34.199	174	30.235	197	25.249	175	209
4	1:35.211	35.175	173	34.602	177	25.434	177	209	13	1:28.370	34.100	174	29.750	197	24.520	177	208
5	1:29.644	34.533	171	30.184	198	24.927	<b>178</b>	209	14	<b>1:28.164</b>	34.062	173	29.710	198	<b>24.392</b>	177	208
6	1:28.524	34.159	174	29.816	198	24.549	178	209	15	1:36.660	34.202	173	36.898	183	25.560	177	208
7	1:30.125	34.074	174	31.042	<b>200</b>	25.009	176	<b>210</b>	16	1:30.077	34.202	174	30.782	167	25.093	177	210
8	1:51.105	34.128	172	30.329	172			207	17	1:54.047	34.188	<b>175</b>	30.112	197			208
9	6:08.501	5:13.048	169	30.288	191	25.165	177										

### 21 Michelle Halder , ADAC Formel 4 Rookie / DEU

theoretical besttime: 1:30.525

Lap	Time	S1	V1	S2	V2	S3	V3	Vmax	Lap	Time	S1	V1	S2	V2	S3	V3	Vmax
1	1:53.025		152	35.960	152	30.070	168		11	1:31.897	35.505	173	<b>30.521</b>	196	25.871	175	206
2	1:35.870	37.073	166	32.011	187	26.786	173	185	12	1:31.392	34.908	173	30.861	194	25.623	176	205
3	1:34.697	35.967	168	31.544	192	27.186	174	203	13	1:30.916	34.907	<b>174</b>	30.672	<b>197</b>	25.337	175	206
4	1:32.986	35.623	171	31.200	193	26.163	174	203	14	<b>1:30.642</b>	<b>34.760</b>	172	30.530	196	25.352	176	206
5	1:34.018	36.469	166	31.340	193	26.209	176	204	15	1:30.887	34.966	170	30.628	196	25.293	176	206
6	1:33.458	35.180	171	31.860	193	26.418	175	205	16	1:30.741	34.783	173	30.714	197	<b>25.244</b>	<b>177</b>	207
7	1:32.627	35.949	172	30.967	195	25.711	175	<b>207</b>	17	1:30.822	34.837	172	30.585	196	25.400	177	206
8	1:31.859	35.044	172	30.792	195	26.023	175	206	18	1:31.106	35.239	172	30.597	195	25.270	176	206
9	1:31.044	34.836	173	30.707	195	25.501	175	205	19	1:53.128	34.999	172	31.028	197			207
10	1:30.853	34.927	172	30.608	196	25.318	176	205									

### 22 Florian Janits , ADAC Formel 4 / DEU

theoretical besttime: 1:28.265

Lap	Time	S1	V1	S2	V2	S3	V3	Vmax	Lap	Time	S1	V1	S2	V2	S3	V3	Vmax
1	2:06.346		147	34.799	177	31.060	109		9	<b>1:28.390</b>	<b>34.205</b>	173	29.705	196	24.480	176	205
2	1:39.269	39.025	162	32.194	121	28.050	175	165	10	1:49.551	34.320	172	29.826	198			207
3	1:37.695	41.703	168	30.726	196	25.266	176	205	11	3:44.898	2:50.193	173	29.920	197	24.785	177	206
4	1:29.546	34.530	<b>173</b>	30.194	196	24.822	<b>177</b>	206	12	1:28.394	34.239	173	<b>29.600</b>	198	24.555	175	207
5	1:40.710	45.430	168	30.454	196	24.826	176	<b>209</b>	13	1:28.460	34.332	173	29.668	197	<b>24.460</b>	175	206
6	1:29.194	34.458	171	30.045	195	24.691	175	206	14	1:28.694	34.367	172	29.769	197	24.558	175	207
7	1:29.217	34.441	172	29.920	<b>198</b>	24.856	171	205	15	1:28.753	34.422	172	29.786	198	24.545	177	206
8	1:28.474	34.323	173	29.655	198	24.496	174	203	16	1:49.078	34.541	172	30.568	197			207

### 24 Robin Brezina , ADAC Formel 4 Rookie / DEU

theoretical besttime: 1:28.833

Lap	Time	S1	V1	S2	V2	S3	V3	Vmax	Lap	Time	S1	V1	S2	V2	S3	V3	Vmax
1	3:09.421		162	35.578	182	27.185	171		10	1:49.552	34.547	<b>175</b>	29.939	196			205
2	1:36.478	37.487	165	33.022	152	25.969	176	200	11	2:59.773	2:05.285	173	<b>29.792</b>	198	<b>24.696</b>	176	206
3	1:31.243	35.294	173	30.566	195	25.383	<b>177</b>	207	12	1:29.501	<b>34.345</b>	174	30.273	197	24.883	177	<b>209</b>
4	1:50.129	34.734	173	30.461	195			207	13	1:29.615	34.551	175	30.067	<b>201</b>	24.997	177	209
5	3:54.160	2:54.883	161	32.910	191	26.367	174		14	1:29.644	34.357	173	30.450	197	24.837	175	207
6	1:30.075	35.123	173	30.070	196	24.882	177	204	15	1:29.844	34.390	173	30.425	197	25.029	176	206
7	<b>1:29.255</b>	34.498	173	29.895	197	24.862	176	207	16	1:29.548	34.577	172	30.104	196	24.867	175	206
8	1:29.265	34.549	173	29.967	197	24.749	177	206	17	1:54.183	35.995	165	30.818	192			180
9	1:29.910	34.435	174	29.859	198	25.616	175	207									

### 25 Mick Schumacher , ADAC Formel 4 Rookie / DEU

theoretical besttime: 1:27.420

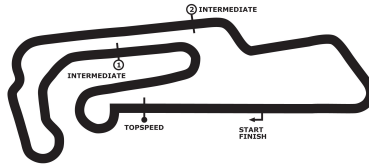
Lap	Time	S1	V1	S2	V2	S3	V3	Vmax	Lap	Time	S1	V1	S2	V2	S3	V3	Vmax
1	1:51.969		166	32.813	188	28.282	168		10	1:27.645	34.062	174	<b>29.427</b>	198	<b>24.156</b>	177	207
2	2:02.494	47.835	113	43.879	98	30.780	138	196	11	<b>1:27.498</b>	<b>33.837</b>	174	29.444	198	24.217	177	207
3	1:38.639	41.116	135	32.723	189	24.800	176	136	12	1:47.214	33.864	174	29.613	197			207
4	1:29.074	34.477	<b>174</b>	29.954	195	24.643	176	207	13	5:44.525	4:47.501	74	32.680	198	24.344	177	
5	1:28.842	34.251	171	30.130	197	24.461	178	206	14	1:27.864	34.032	174	29.459	197	24.373	176	207
6	1:37.418	33.918	174	37.450	157	26.050	176	207	15	1:28.331	34.085	174	29.614	198	24.632	<b>179</b>	207
7	1:28.269	34.252	173	29.672	198	24.345	178	206	16	1:27.866	33.926	174	29.536	197	24.404	174	<b>213</b>
8	1:28.033	34.255	174	29.439	<b>199</b>	24.339	178	208	17	1:27.965	34.112	174	29.610	198	24.243	177	205
9	1:31.249	37.138	171	29.731	198	24.380	177	209	18	1:55.639	39.356	145	31.943	192			207

# DTM Oschersleben

Oschersleben, length 3696 m

11. - 13.09.2015

ADAC Formel 4



DMSB-Reg.No.: 233/15

## Lap Analysis free practice 2, 11.09.2015

### 27 Marvin Dienst , ADAC Formel 4 / DEU

theoretical besttime: 1:26.926

Lap	Time	S1	V1	S2	V2	S3	V3	Vmax	Lap	Time	S1	V1	S2	V2	S3	V3	Vmax
1	2:57.987		137	34.266	187	25.783	173		10	<b>1:27.020</b>	33.731	175	<b>29.134</b>	200	<b>24.155</b>	178	209
2	1:37.130	35.106	172	35.573	129	26.451	177	202	11	1:27.122	33.646	175	29.223	199	24.253	177	209
3	1:28.484	34.078	174	29.453	199	24.953	<b>179</b>	208	12	1:28.800	33.824	175	30.721	197	24.255	179	209
4	1:27.467	33.790	174	29.351	199	24.326	179	209	13	1:46.135	33.756	174	29.284	200			209
5	1:27.258	33.661	<b>176</b>	29.261	<b>201</b>	24.336	177	209	14	2:02.269	1:07.249	157	30.520	199	24.500	178	
6	1:27.154	33.693	176	29.259	201	24.202	179	209	15	1:27.315	33.792	175	29.257	200	24.266	177	209
7	1:27.530	<b>33.637</b>	175	29.357	201	24.536	178	210	16	1:27.088	33.718	176	29.173	201	24.197	178	209
8	1:47.386	33.843	175	29.421	200			<b>212</b>	17	2:06.432	37.407	155	32.891	172			194
9	6:20.647	5:23.362	172	31.740	160	25.545	178										

### 28 Janneau Esmeijer , ADAC Formel 4 / NLD

theoretical besttime: 1:27.210

Lap	Time	S1	V1	S2	V2	S3	V3	Vmax	Lap	Time	S1	V1	S2	V2	S3	V3	Vmax
1	2:57.112		143	35.010	173	26.058	170		10	6:20.181	5:26.224	175	29.513	201	24.444	179	
2	1:35.806	35.029	173	30.958	137	29.819	177	197	11	1:27.431	33.896	176	29.298	199	24.237	178	210
3	1:28.456	34.406	175	29.602	199	24.448	178	208	12	1:27.762	<b>33.811</b>	177	29.368	201	24.583	<b>182</b>	210
4	1:27.822	34.018	175	29.441	199	24.363	178	209	13	1:38.049	38.761	102	34.882	193	24.406	180	<b>216</b>
5	<b>1:27.415</b>	33.841	175	29.337	200	24.237	178	209	14	1:27.858	34.098	177	<b>29.179</b>	<b>204</b>	24.581	180	212
6	1:27.508	33.912	175	29.376	200	<b>24.220</b>	179	211	15	1:28.199	33.869	177	29.820	200	24.510	180	213
7	1:32.566	37.488	144	30.693	200	24.385	179	211	16	1:28.495	34.259	177	29.767	201	24.469	181	214
8	1:27.536	33.866	<b>177</b>	29.266	201	24.404	179	210	17	1:56.801	35.069	176	30.854	177			191
9	1:45.400	33.852	176	29.306	200			212									

### 30 Jason Kremer , ADAC Formel 4 / DEU

theoretical besttime: 1:29.018

Lap	Time	S1	V1	S2	V2	S3	V3	Vmax	Lap	Time	S1	V1	S2	V2	S3	V3	Vmax
1	1:57.981		157	35.357	183	27.163	169		9	<b>1:29.208</b>	34.479	172	30.038	194	<b>24.691</b>	174	204
2	1:32.939	36.624	162	31.058	187	25.257	175	185	10	1:29.322	34.391	<b>174</b>	<b>29.958</b>	196	24.973	175	205
3	1:36.355	40.819	171	30.427	193	25.109	174	203	11	1:52.589	37.160	167	30.944	194			199
4	1:29.417	34.452	172	30.087	195	24.878	<b>178</b>	203	12	8:17.161	7:20.778	170	31.257	194	25.126	175	
5	1:29.553	34.407	172	30.104	194	25.042	175	205	13	1:29.609	34.391	172	30.153	195	25.065	175	204
6	1:40.031	37.397	150	36.698	141	25.936	175	<b>207</b>	14	1:29.257	34.436	172	30.104	194	24.717	175	206
7	1:30.751	34.446	172	30.557	<b>197</b>	25.748	175	205	15	1:30.364	<b>34.369</b>	171	30.856	171	25.139	175	205
8	1:36.521	39.552	135	32.106	195	24.863	175	207	16	2:00.789	36.200	159	33.240	167			205

### 31 Yan Leon Shlom , ADAC Formel 4 Rookie / RUS

theoretical besttime: 1:28.956

Lap	Time	S1	V1	S2	V2	S3	V3	Vmax	Lap	Time	S1	V1	S2	V2	S3	V3	Vmax
1	2:24.109		155	37.484	140	29.296	161		10	1:29.200	34.296	175	<b>30.034</b>	198	24.870	<b>179</b>	207
2	1:40.694	38.195	157	32.609	120	29.890	165	193	11	1:29.293	34.154	173	30.172	198	24.967	178	209
3	1:33.160	37.010	171	30.880	196	25.270	178	194	12	1:50.497	34.260	173	30.273	196			208
4	1:33.018	35.557	168	32.239	197	25.222	173	<b>209</b>	13	5:31.794	4:33.343	170	33.093	196	25.358	178	
5	1:29.393	34.332	174	30.072	198	24.989	178	207	14	1:29.829	34.202	175	30.095	<b>199</b>	25.532	176	208
6	1:29.290	34.341	173	30.078	198	24.871	177	208	15	1:29.535	34.512	173	30.038	197	24.985	175	209
7	1:29.442	34.447	172	30.069	198	24.926	175	208	16	1:30.941	34.144	174	31.084	188	25.713	173	207
8	<b>1:29.012</b>	<b>34.108</b>	174	30.090	198	<b>24.814</b>	177	207	17	1:30.354	34.560	173	30.382	192	25.412	175	205
9	1:29.403	34.125	<b>175</b>	30.375	198	24.903	175	208	18	2:02.561	37.293	150	34.274	192			194

### 33 Jan Jonck , ADAC Formel 4 / DNK

theoretical besttime: 1:29.159

Lap	Time	S1	V1	S2	V2	S3	V3	Vmax	Lap	Time	S1	V1	S2	V2	S3	V3	Vmax
1	2:06.163		165	31.872	191	26.036	176		11	1:29.282	34.363	174	<b>30.050</b>	197	24.869	177	208
2	1:32.799	35.159	171	31.130	197	26.510	177	204	12	1:29.431	34.388	175	30.220	196	24.823	177	208
3	1:30.809	35.364	174	30.489	197	24.956	<b>178</b>	205	13	1:49.664	34.627	173	30.250	197			208
4	1:29.706	34.491	174	30.197	<b>198</b>	25.018	177	<b>209</b>	14	2:56.721	2:01.410	173	30.319	196	24.992	177	
5	1:30.188	34.496	174	30.438	198	25.254	177	209	15	1:29.533	34.445	174	30.207	197	24.881	178	208
6	1:30.841	34.667	<b>175</b>	31.050	196	25.124	177	209	16	1:29.342	34.410	173	30.178	197	24.754	178	209
7	1:29.597	34.495	174	30.196	196	24.906	178	208	17	1:29.348	<b>34.359</b>	175	30.161	197	24.828	177	209
8	1:29.605	34.523	173	30.196	197	24.886	177	208	18	1:29.829	34.444	174	30.301	197	25.084	177	209
9	1:29.530	34.514	174	30.266	197	<b>24.750</b>	178	208	19	1:50.764	54.260	123	31.468	198	25.036	177	209
10	<b>1:29.263</b>	34.392	174	30.084	197	24.787	178	209	20	2:11.937	35.572	173	32.037	156			174

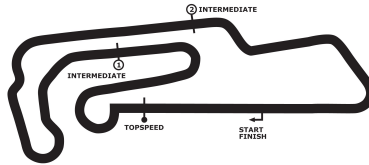


# DTM Oschersleben

Oschersleben, length 3696 m

11. - 13.09.2015

ADAC Formel 4



DMSB-Reg.No.: 233/15

## Lap Analysis free practice 2, 11.09.2015

### 34 Toni Wolf , ADAC Formel 4 Rookie / DEU

theoretical besttime: 1:28.376

Lap	Time	S1	V1	S2	V2	S3	V3	Vmax	Lap	Time	S1	V1	S2	V2	S3	V3	Vmax
1	2:26.819		130	37.769	138	28.891	168		10	6:23.436	5:27.616	169	30.675	179	25.145	177	
2	1:37.398	36.290	168	32.840	142	28.268	150	199	11	1:29.091	34.435	174	29.815	197	24.841	176	207
3	1:33.379	36.894	164	31.076	183	25.409	177	164	12	1:39.141	36.743	100	37.202	164	25.196	178	207
4	1:30.781	35.508	174	30.208	198	25.065	176	203	13	1:29.440	34.803	177	29.933	200	24.704	179	210
5	1:29.250	34.494	174	29.989	199	24.767	178	208	14	1:34.657	34.778	144	34.942	195	24.937	178	211
6	1:29.300	34.166	174	30.254	198	24.880	177	210	15	1:28.517	34.150	175	29.761	198	24.606	178	209
7	1:28.803	34.243	173	29.927	200	24.633	179	208	16	1:28.596	34.247	174	29.839	198	24.510	178	209
8	1:28.493	34.114	175	29.815	201	24.564	179	210	17	1:55.556	34.844	174	30.752	192			208
9	1:50.266	34.105	175	31.333	197			211									

### 35 Carrie Schreiner , ADAC Formel 4 Rookie / DEU

theoretical besttime: 1:28.869

Lap	Time	S1	V1	S2	V2	S3	V3	Vmax	Lap	Time	S1	V1	S2	V2	S3	V3	Vmax
1	3:14.749		133	39.911	140	32.636	142		9	1:29.296	34.247	174	30.157	197	24.892	178	207
2	1:43.036	40.191	159	35.565	152	27.280	175	148	10	1:50.831	34.507	174	30.373	197			208
3	1:31.854	35.765	173	30.603	198	25.486	177	206	11	6:59.971	6:00.533	143	33.289	151	26.149	176	
4	1:30.337	34.476	174	30.291	196	25.570	177	208	12	1:33.513	34.426	174	31.928	148	27.159	175	207
5	1:29.902	34.473	173	30.218	196	25.211	176	207	13	1:29.597	34.653	175	30.095	198	24.849	177	206
6	1:32.117	34.465	173	30.922	185	26.730	178	206	14	1:29.033	34.173	174	30.093	197	24.767	177	207
7	1:29.738	34.421	174	30.100	197	25.217	177	208	15	1:29.047	34.238	174	29.929	198	24.880	177	207
8	1:29.168	34.283	174	30.023	198	24.862	178	207	16	1:58.701	37.330	163	32.120	196			208

### 36 Joey Mawson , ADAC Formel 4 / AUS

theoretical besttime: 1:27.275

Lap	Time	S1	V1	S2	V2	S3	V3	Vmax	Lap	Time	S1	V1	S2	V2	S3	V3	Vmax
1	3:04.438		150	36.425	148	27.183	167		10	4:15.464	3:21.170	175	29.875	187	24.419	177	
2	1:31.921	35.586	169	30.931	161	25.404	177	194	11	1:27.616	33.886	176	29.585	198	24.145	177	207
3	1:29.529	34.304	175	30.244	188	24.981	176	202	12	1:27.616	33.928	175	29.369	198	24.319	177	208
4	1:27.935	34.088	174	29.592	198	24.255	177	208	13	1:50.281	39.944	112	43.215	138	27.122	178	209
5	1:27.650	33.958	176	29.357	198	24.335	176	208	14	1:27.611	34.044	175	29.405	199	24.162	178	209
6	1:27.603	33.904	175	29.393	199	24.306	177	208	15	1:27.421	33.920	175	29.287	200	24.214	177	208
7	1:28.498	33.871	175	30.318	200	24.309	177	209	16	1:33.090	36.569	151	32.320	199	24.201	177	209
8	1:27.375	33.963	175	29.295	201	24.117	177	210	17	1:27.799	34.028	174	29.425	199	24.346	177	208
9	1:46.556	34.219	176	29.517	200			210	18	1:57.061	37.597	155	34.016	194			208

### 37 Kami Laliberté , ADAC Formel 4 Rookie / CAN

theoretical besttime: 1:27.883

Lap	Time	S1	V1	S2	V2	S3	V3	Vmax	Lap	Time	S1	V1	S2	V2	S3	V3	Vmax
1	2:28.098		128	37.845	151	29.566	152		11	1:29.692	35.114	174	29.870	198	24.708	176	204
2	1:38.309	37.309	160	32.833	170	28.167	160	180	12	1:29.291	33.959	173	30.232	189	25.100	176	205
3	1:41.400	37.832	157	37.007	128	26.561	175	183	13	1:29.047	34.320	174	29.972	193	24.755	176	206
4	1:29.745	34.458	173	30.410	194	24.877	176	203	14	1:28.296	34.081	172	29.798	196	24.417	176	206
5	1:31.220	34.658	173	30.732	196	25.830	177	206	15	1:28.426	34.317	172	29.673	197	24.436	177	207
6	1:29.200	34.600	173	29.878	195	24.722	175	209	16	1:28.195	33.948	175	29.609	198	24.638	178	207
7	1:28.601	34.231	173	29.740	196	24.630	176	205	17	1:28.309	34.125	173	29.583	197	24.601	175	210
8	1:28.448	34.152	173	29.745	196	24.551	176	205	18	1:28.046	34.061	174	29.633	197	24.352	176	205
9	1:48.345	34.107	173	29.680	196			206	19	2:04.073	35.096	163	34.606	181			206
10	4:10.927	3:14.391	157	31.695	179	24.841	175										

### 38 Luca Engstler , ADAC Formel 4 Rookie / DEU

theoretical besttime: 1:29.575

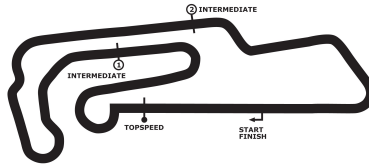
Lap	Time	S1	V1	S2	V2	S3	V3	Vmax	Lap	Time	S1	V1	S2	V2	S3	V3	Vmax
1	2:02.454		161	34.242	187	27.208	170		11	1:30.256	34.570	173	30.250	197	25.436	173	205
2	1:35.835	36.184	169	33.176	193	26.475	171	197	12	1:49.524	34.889	174	30.164	195			204
3	1:34.258	35.674	171	32.906	188	25.678	175	200	13	3:23.526	2:25.703	170	31.909	193	25.914	178	
4	1:39.808	35.088	171	36.861	187	27.859	177	203	14	1:39.298	39.775	171	33.257	183	26.266	178	207
5	1:31.363	35.311	171	30.704	193	25.348	176	210	15	1:30.755	34.664	173	30.277	196	25.814	175	212
6	1:31.839	34.920	172	30.387	193	26.532	177	205	16	1:29.930	34.780	173	30.136	195	25.014	177	207
7	1:30.279	34.913	171	30.285	196	25.081	175	207	17	1:30.475	34.633	171	30.631	194	25.211	175	207
8	1:30.262	34.820	172	30.191	196	25.251	174	204	18	1:30.465	34.683	172	30.223	196	25.559	174	206
9	1:29.931	34.746	173	30.221	195	24.964	174	205	19	1:52.765	34.716	173	30.241	198			206
10	1:29.709	34.676	174	30.041	197	24.992	174	204									

# DTM Oschersleben

Oschersleben, length 3696 m

11. - 13.09.2015

ADAC Formel 4



## Lap Analysis free practice 2, 11.09.2015

DMSB-Reg.No.: 233/15

### 39 Kevin Kratz , ADAC Formel 4 Rookie / DEU

theoretical besttime: 1:28.454

Lap	Time	S1	V1	S2	V2	S3	V3	Vmax	Lap	Time	S1	V1	S2	V2	S3	V3	Vmax
1	2:17.616		140	37.481	160	29.408	164		10	1:50.500	34.557	175	30.004	<b>202</b>			207
2	1:37.065	37.064	164	32.454	192	27.547	164	178	11	5:25.415	4:28.554	172	31.544	198	25.317	176	
3	1:33.952	37.264	168	31.110	196	25.578	175	195	12	1:28.918	34.337	174	29.953	196	24.628	175	202
4	1:30.497	34.885	173	30.406	194	25.206	175	205	13	<b>1:28.628</b>	34.273	173	<b>29.791</b>	198	<b>24.564</b>	175	206
5	1:30.140	34.766	174	30.226	198	25.148	174	205	14	1:28.886	34.354	175	29.883	198	24.649	177	207
6	1:29.656	34.461	173	30.212	196	24.983	176	205	15	1:29.199	<b>34.099</b>	<b>176</b>	29.853	199	25.247	170	208
7	1:29.149	34.410	173	30.114	197	24.625	176	205	16	1:29.535	35.263	174	30.307	198	24.965	176	196
8	1:29.456	34.403	175	30.189	198	24.864	<b>177</b>	207	17	1:29.254	34.384	175	30.017	199	24.853	177	207
9	1:29.146	34.471	171	29.910	198	24.765	175	<b>208</b>	18	2:04.403	37.673	174	30.233	198			167

### 43 Benjamin Baily , ADAC Formel 4 / BEL

theoretical besttime: 1:27.961

Lap	Time	S1	V1	S2	V2	S3	V3	Vmax	Lap	Time	S1	V1	S2	V2	S3	V3	Vmax
1	2:24.186		166	33.992	187	27.709	174		10	4:54.341	3:59.845	172	29.868	197	24.628	178	
2	1:31.449	35.221	172	30.354	194	25.874	<b>177</b>	203	11	<b>1:28.010</b>	33.916	174	29.612	198	24.482	<b>177</b>	208
3	1:30.883	35.494	172	30.271	196	25.118	<b>177</b>	207	12	1:57.577	33.936	176	32.434	144			208
4	1:29.235	34.369	174	29.876	197	24.990	<b>177</b>	207	13	3:06.431	2:10.349	172	31.295	197	24.787	178	
5	1:28.712	34.280	173	29.619	198	24.813	178	207	14	1:28.414	34.172	175	<b>29.610</b>	199	24.632	<b>177</b>	209
6	1:30.598	34.373	174	30.301	200	25.924	<b>177</b>	209	15	1:28.302	34.246	175	29.619	<b>200</b>	<b>24.437</b>	178	209
7	1:28.275	33.937	175	29.695	199	24.643	<b>177</b>	209	16	1:28.455	34.164	176	29.673	199	24.618	178	210
8	1:28.043	33.957	175	29.638	199	24.448	<b>179</b>	209	17	2:02.734	36.700	169	32.830	173			164
9	1:49.756	<b>33.914</b>	<b>176</b>	29.627	<b>201</b>			<b>210</b>									

### 46 Mauro Auricchio , ADAC Formel 4 / BRA

theoretical besttime: 1:28.513

Lap	Time	S1	V1	S2	V2	S3	V3	Vmax	Lap	Time	S1	V1	S2	V2	S3	V3	Vmax
1	2:00.032		130	34.782	166	28.041	174		10	1:28.756	34.135	175	29.921	198	24.700	175	207
2	1:32.578	35.650	175	31.232	196	25.696	<b>179</b>	204	11	1:49.437	34.217	175	30.027	198			208
3	1:31.058	34.792	176	30.150	199	26.116	175	<b>212</b>	12	5:14.696	4:20.046	175	<b>29.820</b>	199	24.830	177	
4	1:29.174	34.267	175	29.984	<b>200</b>	24.923	<b>177</b>	210	13	1:29.609	34.261	175	30.488	197	24.860	<b>177</b>	209
5	1:29.445	34.331	175	30.134	199	24.980	178	209	14	1:29.000	34.188	174	30.179	196	24.633	<b>177</b>	207
6	1:29.113	34.254	<b>177</b>	29.853	199	25.006	175	211	15	1:28.733	<b>34.077</b>	175	30.040	198	<b>24.616</b>	<b>177</b>	208
7	1:29.719	34.242	176	29.895	200	25.582	<b>177</b>	209	16	1:28.822	34.148	173	30.030	199	24.644	<b>177</b>	208
8	1:28.970	34.153	174	30.045	198	24.772	<b>177</b>	209	17	1:49.545	34.310	174	30.524	197			210
9	<b>1:28.714</b>	34.204	175	29.842	198	24.668	<b>177</b>	209									

### 55 Marylin Niederhauser , ADAC Formel 4 Rookie / CHE

theoretical besttime: 1:30.340

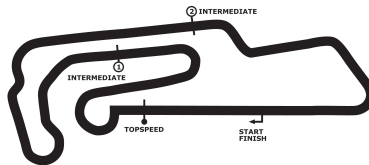
Lap	Time	S1	V1	S2	V2	S3	V3	Vmax	Lap	Time	S1	V1	S2	V2	S3	V3	Vmax
1	2:30.379		165	35.037	172	29.017	148		10	1:30.614	<b>34.617</b>	172	30.724	194	<b>25.273</b>	176	205
2	1:37.491	37.520	168	32.664	158	27.307	163	170	11	1:53.001	35.208	173	31.419	193			205
3	1:36.620	36.973	154	32.837	191	26.810	175	188	12	5:26.642	4:29.406	173	31.185	195	26.051	176	
4	1:32.299	35.204	172	30.970	194	26.125	176	203	13	1:32.159	35.425	171	31.407	<b>197</b>	25.327	174	<b>209</b>
5	1:31.795	34.965	171	30.928	195	25.902	175	204	14	1:37.519	34.797	173	<b>30.450</b>	196	32.272	175	206
6	1:31.914	35.481	173	30.783	196	25.650	<b>177</b>	205	15	1:31.245	34.950	171	30.862	197	25.433	176	206
7	1:32.233	35.159	168	31.162	195	25.912	175	205	16	<b>1:30.498</b>	34.712	171	30.491	195	25.295	176	206
8	1:31.319	35.054	173	30.720	195	25.545	175	205	17	1:31.246	34.646	168	30.633	195	25.967	173	206
9	1:31.855	35.433	<b>174</b>	30.802	195	25.620	175	205	18	2:01.134	35.872	170	32.447	194			205

### 77 Job van Uitert , ADAC Formel 4 Rookie / NLD

theoretical besttime: 1:27.639

Lap	Time	S1	V1	S2	V2	S3	V3	Vmax	Lap	Time	S1	V1	S2	V2	S3	V3	Vmax
1	1:52.589		161	34.206	166	27.767	172		11	1:49.941	35.410	174	29.835	198			207
2	1:33.690	36.714	168	31.405	189	25.571	173	185	12	3:29.731	2:35.323	174	29.821	196	24.587	176	
3	1:31.845	34.872	171	30.223	195	26.750	175	203	13	1:27.927	34.121	173	29.558	197	<b>24.248</b>	178	207
4	1:30.706	34.712	172	30.894	196	25.100	175	207	14	1:30.627	34.017	174	31.842	190	24.768	176	207
5	1:29.008	34.406	172	29.863	196	24.739	175	206	15	1:28.067	34.029	173	29.625	198	24.413	<b>177</b>	207
6	1:28.614	34.105	174	29.828	197	24.681	175	206	16	<b>1:27.826</b>	<b>33.984</b>	175	<b>29.407</b>	<b>200</b>	24.435	<b>178</b>	<b>209</b>
7	1:28.192	34.148	173	29.582	198	24.462	<b>177</b>	206	17	1:29.510	33.986	174	29.509	200	26.015	<b>177</b>	209
8	1:28.193	34.009	<b>175</b>	29.599	197	24.585	<b>177</b>	207	18	1:28.573	34.222	174	29.749	199	24.602	<b>177</b>	208
9	1:28.138	34.124	173	29.643	197	24.371	175	207	19	1:28.168	34.084	174	29.577	198	24.507	<b>179</b>	208
10	1:28.050	34.035	174	29.653	198	24.362	178	206	20	2:06.140	38.544	167	34.156	184			204

**DTM Oschersleben**  
 Oschersleben, length 3696 m  
 11. - 13.09.2015  
 ADAC Formel 4



**Topspeed free practice 2, 11.09.2015**

**DMSB**-Reg.No.: 233/15

Car No.	Driver	Make	Speed km/h
28	Janneau Esmeijer	ADAC Formel 4	216
5	David Beckmann	ADAC Formel 4	214
25	Mick Schumacher	ADAC Formel 4	213
27	Marvin Dienst	ADAC Formel 4	212
16	Marek Böckmann	ADAC Formel 4	212
46	Mauro Auricchio	ADAC Formel 4	212
38	Luca Engstler	ADAC Formel 4	212
7	Joel Eriksson	ADAC Formel 4	212
10	Michael Waldherr	ADAC Formel 4	212
34	Toni Wolf	ADAC Formel 4	211
18	Giorgio Maggi	ADAC Formel 4	211
2	Tim Zimmermann	ADAC Formel 4	210
37	Kami Laliberté	ADAC Formel 4	210
43	Benjamin Bailly	ADAC Formel 4	210
3	Benjamin Mazatis	ADAC Formel 4	210
13	Cedric Piro	ADAC Formel 4	210
4	Robert Shwartzman	ADAC Formel 4	210
36	Joey Mawson	ADAC Formel 4	210
6	Mike Ortman	ADAC Formel 4	210
9	Jonathan Cecotto	ADAC Formel 4	210
20	Nikolaj Rogivue	ADAC Formel 4	210
1	Kim Luis Schramm	ADAC Formel 4	209
31	Yan Leon Shlom	ADAC Formel 4	209
77	Job van Uitert	ADAC Formel 4	209
8	Jannis Fittje	ADAC Formel 4	209
33	Jan Jonck	ADAC Formel 4	209
22	Florian Janits	ADAC Formel 4	209
24	Robin Brezina	ADAC Formel 4	209
55	Marylin Niederhauser	ADAC Formel 4	209
14	Moritz Müller-Crepon	ADAC Formel 4	208
35	Carrie Schreiner	ADAC Formel 4	208
39	Kevin Kratz	ADAC Formel 4	208
15	David Kolkman	ADAC Formel 4	207
30	Jason Kremer	ADAC Formel 4	207
21	Michelle Halder	ADAC Formel 4	207

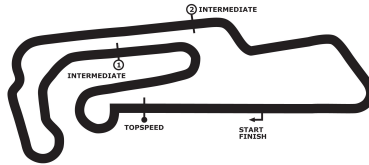


# DTM Oschersleben

Oschersleben, length 3696 m

11. - 13.09.2015

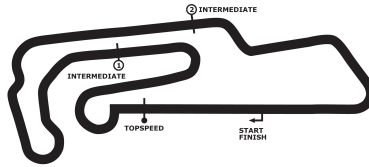
ADAC Formel 4



## Best Sector Times free practice 2

DMSB


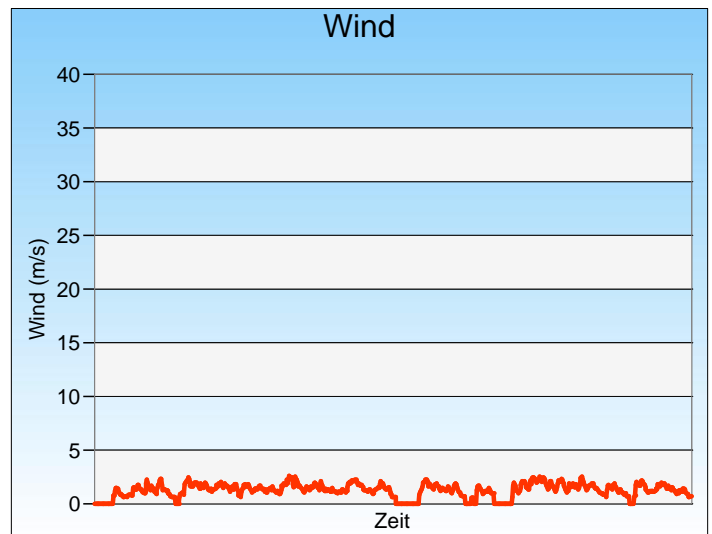
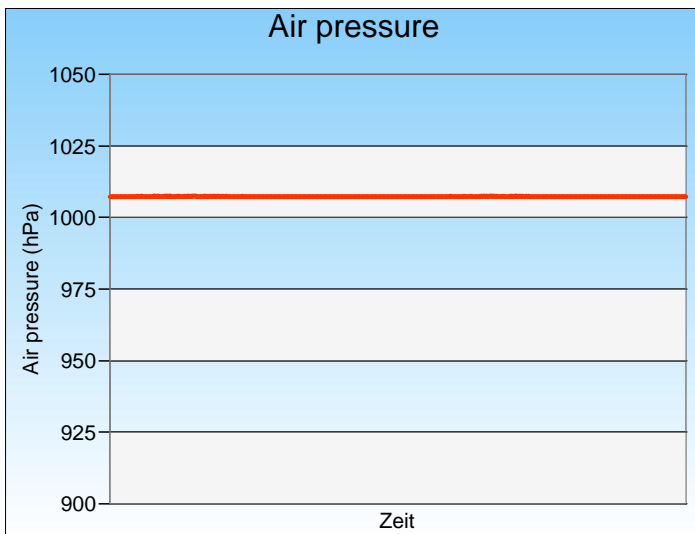
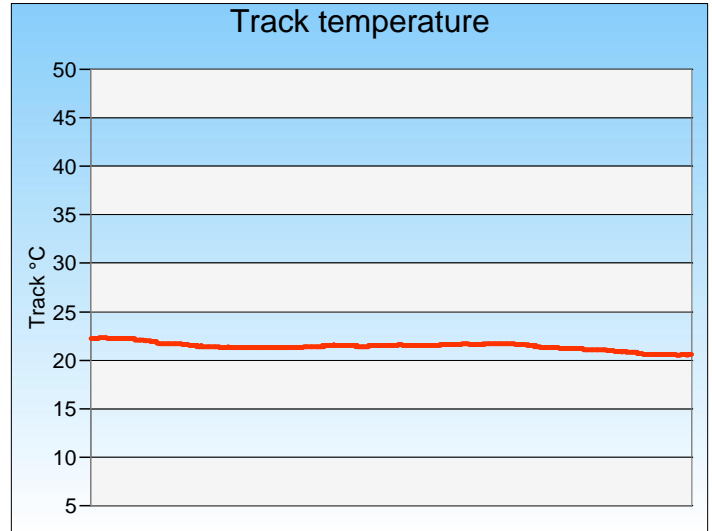
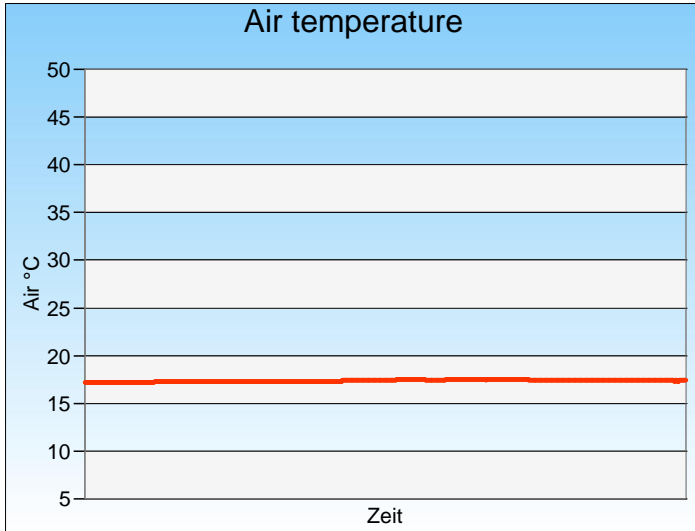
Pos.	sector 1			sector 2			sector 3			theoretical and best lap time				
	No	Driver	Time	No	Driver	Time	No	Driver	Time	No	Driver	theoretical	Best	Pos
1	5	Beckmann D.	33.614	27	Dienst M.	29.134	36	Mawson J.	24.117	27	Dienst M.	1:26.926	1:27.020	1
2	27	Dienst M.	33.637	28	Esmeijer J.	29.179	27	Dienst M.	24.155	5	Beckmann D.	1:27.088	1:27.165	2
3	16	Böckmann M.	33.672	36	Mawson J.	29.287	25	Schumacher M.	24.156	28	Esmeijer J.	1:27.210	1:27.415	4
4	18	Maggi G.	33.674	5	Beckmann D.	29.296	5	Beckmann D.	24.178	36	Mawson J.	1:27.275	1:27.375	3
5	4	Shwartzman R.	33.710	18	Maggi G.	29.343	1	Schramm K.	24.216	18	Maggi G.	1:27.377	1:27.517	6
6	28	Esmeijer J.	33.811	1	Schramm K.	29.387	28	Esmeijer J.	24.220	25	Schumacher M.	1:27.420	1:27.498	5
7	25	Schumacher M.	33.837	77	van Uitert J.	29.407	77	van Uitert J.	24.248	16	Böckmann M.	1:27.506	1:27.586	7
8	7	Eriksson J.	33.860	6	Ortmann M.	29.424	7	Eriksson J.	24.271	1	Schramm K.	1:27.562	1:27.691	8
9	6	Ortmann M.	33.871	25	Schumacher M.	29.427	6	Ortmann M.	24.300	4	Shwartzman R.	1:27.572	1:27.698	10
10	36	Mawson J.	33.871	10	Waldherr M.	29.438	13	Piro C.	24.343	6	Ortmann M.	1:27.595	1:27.695	9
11	43	Bailly B.	33.914	4	Shwartzman R.	29.452	16	Böckmann M.	24.348	77	van Uitert J.	1:27.639	1:27.826	11
12	13	Piro C.	33.934	16	Böckmann M.	29.486	37	Laliberté K.	24.352	7	Eriksson J.	1:27.720	1:27.892	12
13	37	Laliberté K.	33.948	2	Zimmermann T.	29.499	18	Maggi G.	24.360	10	Waldherr M.	1:27.821	1:28.000	14
14	10	Waldherr M.	33.951	13	Piro C.	29.550	20	Rogivue N.	24.392	13	Piro C.	1:27.827	1:27.926	13
15	1	Schramm K.	33.959	37	Laliberté K.	29.583	4	Shwartzman R.	24.410	37	Laliberté K.	1:27.883	1:28.046	16
16	2	Zimmermann T.	33.961	7	Eriksson J.	29.589	10	Waldherr M.	24.432	43	Bailly B.	1:27.961	1:28.010	15
17	8	Fittje J.	33.981	8	Fittje J.	29.592	43	Bailly B.	24.437	2	Zimmermann T.	1:27.968	1:28.142	17
18	77	van Uitert J.	33.984	22	Janits F.	29.600	14	Müller-Crepon M.	24.451	8	Fittje J.	1:28.051	1:28.150	18
19	3	Mazatis B.	33.991	43	Bailly B.	29.610	22	Janits F.	24.460	3	Mazatis B.	1:28.085	1:28.205	20
20	20	Rogivue N.	34.047	9	Cecotto J.	29.612	8	Fittje J.	24.478	20	Rogivue N.	1:28.103	1:28.164	19
21	9	Cecotto J.	34.050	3	Mazatis B.	29.616	3	Mazatis B.	24.478	9	Cecotto J.	1:28.197	1:28.297	21
22	46	Auricchio M.	34.077	20	Rogivue N.	29.664	2	Zimmermann T.	24.508	22	Janits F.	1:28.265	1:28.390	22
23	39	Kratz K.	34.099	34	Wolf T.	29.761	34	Wolf T.	24.510	34	Wolf T.	1:28.376	1:28.493	23
24	34	Wolf T.	34.105	39	Kratz K.	29.791	9	Cecotto J.	24.535	14	Müller-Crepon M.	1:28.447	1:28.764	26
25	31	Shlom Y.	34.108	24	Brezina R.	29.792	39	Kratz K.	24.564	39	Kratz K.	1:28.454	1:28.628	24
26	35	Schreiner C.	34.173	14	Müller-Crepon M.	29.797	15	Kolkmann D.	24.587	46	Auricchio M.	1:28.513	1:28.714	25
27	14	Müller-Crepon M.	34.199	46	Auricchio M.	29.820	46	Auricchio M.	24.616	24	Brezina R.	1:28.833	1:29.255	31
28	22	Janits F.	34.205	35	Schreiner C.	29.929	30	Kremer J.	24.691	35	Schreiner C.	1:28.869	1:29.033	29
29	15	Kolkmann D.	34.340	30	Kremer J.	29.958	24	Brezina R.	24.696	15	Kolkmann D.	1:28.931	1:28.963	27
30	24	Brezina R.	34.345	15	Kolkmann D.	30.004	33	Jonck J.	24.750	31	Shlom Y.	1:28.956	1:29.012	28
31	33	Jonck J.	34.359	31	Shlom Y.	30.034	35	Schreiner C.	24.767	30	Kremer J.	1:29.018	1:29.208	30
32	30	Kremer J.	34.369	38	Engstler L.	30.041	31	Shlom Y.	24.814	33	Jonck J.	1:29.159	1:29.263	32
33	38	Engstler L.	34.570	33	Jonck J.	30.050	38	Engstler L.	24.964	38	Engstler L.	1:29.575	1:29.709	33
34	55	Niederhauser M.	34.617	55	Niederhauser M.	30.450	21	Halder M.	25.244	55	Niederhauser M.	1:30.340	1:30.498	34
35	21	Halder M.	34.760	21	Halder M.	30.521	55	Niederhauser M.	25.273	21	Halder M.	1:30.525	1:30.642	35



**Weather free practice 2**

**DMSB** -Reg.No.: 233/15

11.09.2015, 16:20:00 - 16:50:00



Weather:

cloudy

