

ADAC *F4*
GERMANY

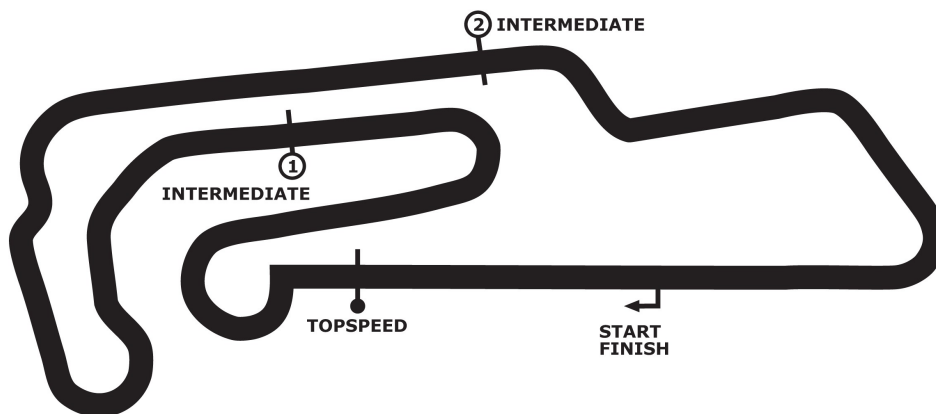
CERTIFIED BY FIA



POWERED BY **ABARTH**

DTM Oschersleben

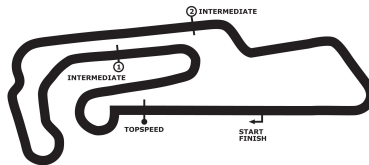
free practice 1



Oschersleben 3696 m

11. - 13.09.2015

DTM Oschersleben
 Oschersleben, length 3696 m
 11. - 13.09.2015
 ADAC Formel 4

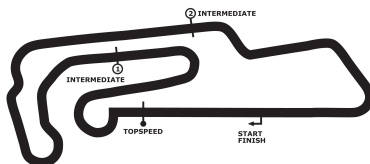


DMSB-Reg.No.: 233/15

Result free practice 1, 11.09.2015

POS.	No.	CL.	Entrant Driver, Place	Sponsor Make	Laps	Besttime	Gap	km/h fastest
1	28		HTP Juniorteam Janneau Esmeijer / NLD	ADAC Formel 4	15	1:27.292		152.426
2	27		HTP Juniorteam Marvin Dienst / DEU	ADAC Formel 4	18	1:27.578	00.286	151.929
3	7		Motopark Joel Eriksson / SWE	ADAC Formel 4	17	1:27.802	00.510	151.541
4	16		Jenzer Motorsport Marek Böckmann / DEU	ADAC Formel 4	18	1:27.805	00.513	151.536
5	36		Van Amersfoort Racing Joey Mawson / AUS	ADAC Formel 4	18	1:28.019	00.727	151.167
6	18		Race Performance Giorgio Maggi / CHE	ADAC Formel 4	15	1:28.204	00.912	150.850
7	2		Neuhauser Racing Team Tim Zimmermann / DEU	ADAC Formel 4	16	1:28.237	00.945	150.794
8	43		RS Competition Benjamin Bailly / BEL	ADAC Formel 4	17	1:28.373	01.081	150.562
9	6	R	ADAC Berlin-Brandenburg e.V. Mike Ortmann / DEU	ADAC Formel 4	17	1:28.393	01.101	150.528
10	9	R	Motopark Jonathan Cecotto / VEN	ADAC Formel 4	18	1:28.415	01.123	150.490
11	1		Neuhauser Racing Team Kim Luis Schramm / DEU	ADAC Formel 4	17	1:28.494	01.202	150.356
12	77	R	Provily Racing Job van Uitert / NLD	ADAC Formel 4	17	1:28.656	01.364	150.081
13	4		ADAC Berlin-Brandenburg e.V. Robert Shwartzman / RUS	ADAC Formel 4	16	1:28.681	01.389	150.039
14	20		Nikolaj Rogivue Nikolaj Rogivue / CHE	ADAC Formel 4	14	1:28.789	01.497	149.856
15	13		Piro Sports Cedric Piro / DEU	ADAC Formel 4	18	1:28.875	01.583	149.711
16	25	R	Van Amersfoort Racing Mick Schumacher / DEU	ADAC Formel 4	18	1:28.879	01.587	149.705
17	37	R	Van Amersfoort Racing Kami Laliberté / CAN	ADAC Formel 4	17	1:28.898	01.606	149.673
18	34	R	Toni Wolf Toni Wolf / DEU	ADAC Formel 4	16	1:28.946	01.654	149.592
19	15		Jenzer Motorsport David Kolkmann / DEU	ADAC Formel 4	17	1:28.947	01.655	149.590
20	8	R	Motopark Jannis Fittje / DEU	ADAC Formel 4	16	1:29.005	01.713	149.493
21	22		Lechner Racing Florian Janits / DEU	ADAC Formel 4	17	1:29.057	01.765	149.405
22	14		Jenzer Motorsport Moritz Müller-Crepon / CHE	ADAC Formel 4	17	1:29.309	02.017	148.984
23	31	R	ADAC Berlin-Brandenburg e.V. Yan Leon Shlom / RUS	ADAC Formel 4	15	1:29.313	02.021	148.977
24	33		RS Competition Jan Jonck / DNK	ADAC Formel 4	18	1:29.511	02.219	148.648
25	39	R	Lechner Racing Kevin Kratz / DEU	ADAC Formel 4	18	1:29.514	02.222	148.643
26	35	R	HTP Juniorteam Carrie Schreiner / DEU	ADAC Formel 4	17	1:29.571	02.279	148.548
27	24	R	Robin Brezina Robin Brezina / DEU	ADAC Formel 4	16	1:29.683	02.391	148.363
28	30		Team Timo Scheider Jason Kremer / DEU	ADAC Formel 4	15	1:29.794	02.502	148.179

DTM Oschersleben
 Oschersleben, length 3696 m
 11. - 13.09.2015
 ADAC Formel 4



DMSB -Reg.No.: 233/15

Result free practice 1, 11.09.2015

POS.	No.	CL.	Entrant Driver, Place	Sponsor Make	Laps	Besttime	Gap	km/h fastest
29	5	R	ADAC Berlin-Brandenburg e.V. David Beckmann / DEU	ADAC Formel 4	9	1:29.827	02.535	148.125
30	46		Team Timo Scheider Mauro Auricchio / BRA	ADAC Formel 4	15	1:30.190	02.898	147.529
31	55	R	Race Performance Marilyn Niederhauser / CHE	ADAC Formel 4	18	1:30.539	03.247	146.960
32	38	R	Liqui Moly Team Engstler Luca Engstler / DEU	ADAC Formel 4	16	1:30.961	03.669	146.278
33	3	R	ADAC Berlin-Brandenburg e.V. Benjamin Mazatis / DEU	ADAC Formel 4	11	1:31.581	04.289	145.288
34	21	R	Liqui Moly Team Engstler Michelle Halder / DEU	ADAC Formel 4	18	1:32.007	04.715	144.615
35	10		Motopark Michael Waldherr / DEU	ADAC Formel 4	3	1:42.118	14.826	130.296

Subject to final scrutineering !

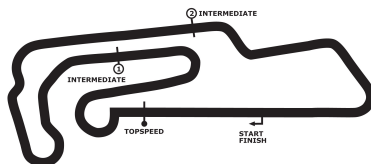
Issued:	Clerk of the Course:	Timekeeper:
---------	----------------------	-------------

DTM Oschersleben

Oschersleben, length 3696 m

11. - 13.09.2015

ADAC Formel 4



DMSB-Reg.No.: 233/15

Lap by Lap free practice 1, 11.09.2015

1 Kim Luis Schramm , ADAC Formel 4 / DEU															
1	2:20.951	2	1:44.830	3	1:34.444	4	1:34.528	5	1:30.368	6	1:29.774	pit	2:07.600	8	6:07.298
9	1:30.039	10	1:29.191	11	1:29.121	12	1:28.631	13	1:32.669	14	1:29.196	15	1:28.494	16	1:29.259
pit	1:49.178														

2 Tim Zimmermann , ADAC Formel 4 / DEU															
1	2:20.328	2	1:43.847	3	1:34.903	4	1:40.498	5	1:31.395	6	1:32.214	pit	2:08.959	8	6:20.387
9	1:31.195	10	1:29.436	11	1:29.775	12	1:28.694	13	1:28.535	14	1:28.237	15	1:28.457	pit	1:51.483

3 Benjamin Mazatis , ADAC Formel 4 Rookie / DEU															
pit	3:06.231	2	4:54.586	3	1:36.395	4	10:07.715	5	1:34.997	6	1:33.021	7	1:31.663	8	1:32.608
9	1:31.581	10	1:32.856	pit	2:12.757										

4 Robert Shwartzman , ADAC Formel 4 / RUS															
pit	3:14.519	2	5:10.840	3	1:33.701	pit	2:00.616	5	4:31.375	6	1:30.853	7	1:29.752	8	1:29.709
9	1:29.295	10	1:29.153	11	1:29.097	12	1:28.993	13	1:28.681	14	1:28.832	15	1:29.248	pit	1:56.057

5 David Beckmann , ADAC Formel 4 Rookie / DEU															
1	2:33.626	pit	1:57.719	3	5:46.486	pit	2:10.537	pit	9:31.443	6	3:54.629	7	1:32.443	8	1:29.827
pit	1:56.654														

6 Mike Ortmann , ADAC Formel 4 Rookie / DEU															
pit	2:53.358	2	4:24.784	3	1:33.613	4	1:34.012	pit	2:08.221	6	4:01.732	7	1:30.499	8	1:30.806
9	1:29.497	10	1:28.707	11	1:28.625	12	1:28.586	13	1:30.612	14	1:28.617	15	1:28.393	16	1:28.632
pit	1:54.703														

7 Joel Eriksson , ADAC Formel 4 / SWE															
1	1:41.689	2	1:39.958	3	1:32.827	4	1:33.192	5	1:30.507	6	1:28.356	7	1:27.936	pit	2:17.167
9	5:34.766	10	1:34.800	11	1:27.985	12	1:27.802	13	1:32.036	14	1:28.429	15	1:28.125	16	1:37.066
pit	1:54.617														

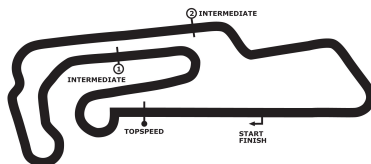
8 Jannis Fittje , ADAC Formel 4 Rookie / DEU															
1	1:51.071	2	1:38.397	3	1:34.277	4	1:32.951	5	1:30.474	6	1:31.142	pit	2:00.573	8	6:43.782
9	1:29.455	10	1:34.777	11	1:29.478	12	1:29.005	13	1:30.394	14	1:29.466	15	1:29.191	pit	1:57.940

9 Jonathan Cecotto , ADAC Formel 4 Rookie / VEN															
1	1:44.649	2	1:38.628	3	1:33.576	4	1:32.016	5	1:32.569	6	1:31.467	pit	1:57.173	8	5:10.413
9	1:30.471	10	1:28.918	11	1:31.316	12	1:28.608	13	1:29.241	14	1:28.776	15	1:29.323	16	1:28.626
17	1:28.415	pit	1:52.908												

10 Michael Waldherr , ADAC Formel 4 / DEU															
1	1:51.161	2	1:42.118	pit	2:39.772										

13 Cedric Piro , ADAC Formel 4 / DEU															
1	2:13.172	2	1:39.930	3	1:36.998	4	1:33.437	5	1:30.330	6	1:31.159	pit	2:03.254	8	5:33.134
9	1:29.931	10	1:29.162	11	1:30.532	12	1:28.907	13	1:28.875	14	1:29.712	15	1:29.295	16	1:29.127
17	1:29.083	pit	1:55.767												

14 Moritz Müller-Crepon , ADAC Formel 4 / CHE															
1	3:07.142	2	1:40.917	3	1:36.916	4	1:35.220	5	1:32.375	6	1:31.369	pit	2:15.931	8	5:22.830



Lap by Lap free practice 1, 11.09.2015

DMSB-Reg.No.: 233/15

9	1:31.301	10	1:30.468	11	1:31.045	12	1:29.503	13	1:29.855	14	1:29.859	15	1:29.309	16	1:29.697
pit	1:57.808														

15 David Kolkmann , ADAC Formel 4 / DEU

1	2:49.272	2	1:43.928	3	1:35.812	4	1:31.983	5	1:36.109	6	1:30.293	pit	2:12.216	8	5:32.536
9	1:29.940	10	1:29.708	11	1:29.459	12	1:29.801	13	1:30.368	14	1:29.354	15	1:29.888	16	1:28.947
pit	1:50.856														

16 Marek Böckmann , ADAC Formel 4 / DEU

1	2:13.879	2	1:39.627	3	1:34.803	4	1:31.375	5	1:31.186	6	1:29.268	pit	1:57.260	8	4:44.983
9	1:29.494	10	1:29.298	11	1:28.516	12	1:27.954	13	1:27.871	14	1:28.040	15	1:27.933	16	1:28.166
17	1:27.805	pit	1:53.542												

18 Giorgio Maggi , ADAC Formel 4 / CHE

1	2:30.785	2	1:44.003	pit	2:04.971	4	2:43.966	5	1:32.037	pit	2:08.488	7	7:06.061	8	1:29.836
9	1:29.066	10	1:29.552	11	1:31.967	12	1:29.805	13	1:28.464	14	1:28.204	pit	1:55.909		

20 Nikolaj Rogivue , ADAC Formel 4 / CHE

pit	3:13.759	pit	3:33.545	3	3:16.685	pit	2:12.477	5	4:36.274	6	1:31.170	7	1:29.461	8	1:31.549
9	1:32.197	10	1:28.789	11	1:30.543	12	1:29.469	13	1:28.965	pit	1:51.360				

21 Michelle Halder , ADAC Formel 4 Rookie / DEU

1	2:04.288	2	1:54.875	3	1:44.285	4	1:41.906	5	1:37.575	6	1:36.794	pit	2:13.067	8	4:21.539
9	1:36.272	10	1:35.214	11	1:33.905	12	1:33.726	13	1:33.626	14	1:32.398	15	1:33.178	16	1:32.049
17	1:32.007	pit	2:01.194												

22 Florian Janits , ADAC Formel 4 / DEU

1	2:22.638	2	1:43.768	3	1:35.267	4	1:34.079	5	1:31.047	6	1:31.069	pit	2:07.906	8	6:19.312
9	1:29.763	10	1:47.051	11	1:29.439	12	1:29.334	13	1:29.459	14	1:37.189	15	1:29.152	16	1:29.057
pit	1:55.139														

24 Robin Brezina , ADAC Formel 4 Rookie / DEU

1	3:11.325	2	1:45.840	3	1:34.172	4	1:31.809	5	1:36.058	pit	2:02.456	7	6:08.293	8	1:30.721
9	1:30.770	10	1:32.343	11	1:29.997	12	1:29.910	13	1:29.683	14	1:29.811	15	1:29.785	pit	1:50.196

25 Mick Schumacher , ADAC Formel 4 Rookie / DEU

1	2:12.755	2	1:39.835	3	1:32.819	4	1:31.627	5	1:29.649	6	1:29.985	pit	1:59.882	8	5:36.857
9	1:31.733	10	1:28.879	11	1:29.281	12	1:32.721	13	1:30.352	14	1:29.573	15	1:32.111	16	1:30.056
17	1:30.008	pit	1:58.192												

27 Marvin Dienst , ADAC Formel 4 / DEU

1	3:13.603	2	1:34.360	3	1:29.676	4	1:29.015	5	1:28.268	6	1:31.203	pit	2:10.766	8	4:52.151
9	1:28.263	10	1:27.658	11	1:27.678	12	1:35.980	13	1:27.799	14	1:28.008	15	1:27.790	16	1:27.586
17	1:27.578	pit	1:57.725												

28 Janneau Esmeijer , ADAC Formel 4 / NLD

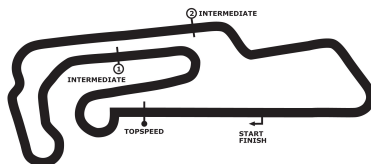
1	3:04.432	2	1:39.381	3	1:31.217	4	1:29.599	5	1:29.415	6	1:27.968	pit	2:12.729	8	5:33.798
9	1:28.496	10	1:28.497	11	1:27.583	12	1:27.292	13	1:33.491	pit	1:45.986	pit	4:09.738		

DTM Oschersleben

Oschersleben, length 3696 m

11. - 13.09.2015

ADAC Formel 4



DMSB-Reg.No.: 233/15

Lap by Lap free practice 1, 11.09.2015

30 Jason Kremer , ADAC Formel 4 / DEU															
1	2:12.166	2	1:42.900	3	1:41.791	4	1:32.201	5	1:30.773	6	1:31.078	pit	2:07.532	8	4:28.152
9	1:30.237	10	1:30.121	11	1:29.794	12	1:29.990	13	1:33.013	14	1:29.974	pit	1:55.186		

31 Yan Leon Shlom , ADAC Formel 4 Rookie / RUS															
1	2:42.854	pit	2:05.980	3	5:47.134	pit	2:11.370	5	3:51.698	6	1:33.176	7	1:31.900	8	1:30.816
9	1:29.813	10	1:31.796	11	1:29.313	12	1:29.653	13	1:31.318	14	1:29.417	pit	1:54.279		

33 Jan Jonck , ADAC Formel 4 / DNK															
1	3:16.692	2	1:34.285	3	1:32.259	4	1:31.461	5	1:30.539	6	1:33.665	pit	2:15.496	8	4:08.065
9	1:31.328	10	1:35.269	11	1:30.935	12	1:29.847	13	1:30.048	14	1:29.511	15	1:30.393	16	1:29.735
17	1:29.892	pit	2:00.179												

34 Toni Wolf , ADAC Formel 4 Rookie / DEU															
pit	3:07.551	2	3:54.104	3	1:42.416	4	1:33.493	pit	2:06.686	6	4:20.093	7	1:31.289	8	1:30.491
9	1:29.879	10	1:32.820	11	1:29.482	12	1:29.269	13	1:29.103	14	1:29.111	15	1:28.946	pit	1:50.898

35 Carrie Schreiner , ADAC Formel 4 Rookie / DEU															
1	3:33.199	2	1:47.316	3	1:37.710	4	1:33.857	5	1:37.957	pit	2:02.807	7	5:08.741	8	1:31.697
9	1:31.603	10	1:30.149	11	1:29.876	12	1:31.388	13	1:29.571	14	1:30.143	15	1:30.569	16	1:29.906
pit	1:54.203														

36 Joey Mawson , ADAC Formel 4 / AUS															
1	2:11.250	2	1:38.563	3	1:32.504	4	1:31.638	5	1:28.731	6	1:28.846	pit	1:55.274	8	5:50.850
9	1:29.532	10	1:28.293	11	1:28.287	12	1:34.628	13	1:28.470	14	1:28.059	15	1:28.167	16	1:28.019
17	1:28.414	pit	1:55.500												

37 Kami Laliberté , ADAC Formel 4 Rookie / CAN															
1	2:26.736	2	1:43.565	3	1:41.750	4	1:32.816	5	1:30.938	6	1:31.405	pit	2:09.276	8	6:08.069
9	1:29.762	10	1:30.458	11	1:29.500	12	1:28.898	13	1:29.763	14	1:29.056	15	1:29.216	16	1:30.343
pit	1:55.598														

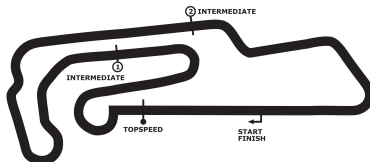
38 Luca Engstler , ADAC Formel 4 Rookie / DEU															
1	2:15.251	2	1:38.851	3	1:35.623	4	1:34.486	5	1:33.069	6	1:33.382	pit	2:06.785	8	4:53.996
9	1:34.784	10	1:32.194	11	1:33.559	12	1:32.076	13	1:32.782	14	1:31.685	15	1:30.961	pit	1:50.601

39 Kevin Kratz , ADAC Formel 4 Rookie / DEU															
1	2:24.575	2	1:43.721	3	1:36.148	4	1:35.903	5	1:32.399	6	1:37.339	pit	2:12.064	8	4:23.502
9	1:31.833	10	1:30.563	11	1:30.054	12	1:29.834	13	1:29.824	14	1:29.885	15	1:29.514	16	1:29.697
17	1:29.992	pit	1:58.809												

43 Benjamin Bailly , ADAC Formel 4 / BEL															
1	3:18.383	2	1:36.856	3	1:34.819	4	1:30.818	5	1:30.930	6	1:29.175	pit	2:16.324	8	5:13.749
9	1:29.192	10	1:29.878	11	1:28.651	12	1:28.483	13	1:36.212	14	1:28.373	15	1:29.381	16	1:28.840
pit	1:55.346														

46 Mauro Auricchio , ADAC Formel 4 / BRA															
1	2:14.939	2	1:42.429	3	1:34.550	4	1:32.840	5	1:32.658	pit	1:55.982	pit	8:23.599	8	2:41.016
9	1:32.053	10	1:30.757	11	1:30.456	12	1:30.432	13	1:30.961	14	1:30.190	pit	1:56.158		

DTM Oschersleben
 Oschersleben, length 3696 m
 11. - 13.09.2015
 ADAC Formel 4



Lap by Lap free practice 1, 11.09.2015

DMSB-Reg.No.: 233/15

55 Marylin Niederhauser , ADAC Formel 4 Rookie / CHE															
1	2:52.339	2	1:42.456	3	1:36.603	4	1:35.141	5	1:33.420	6	1:33.041	pit	2:10.272	8	4:32.291
9	1:32.832	10	1:30.933	11	1:31.980	12	1:31.325	13	1:30.539	14	1:31.216	15	1:31.070	16	1:31.166
17	1:31.103	pit	1:55.285												

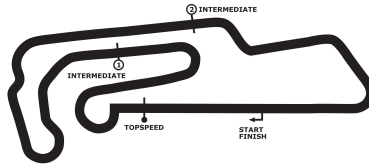
77 Job van Uitert , ADAC Formel 4 Rookie / NLD															
pit	2:21.330	pit	2:38.071	3	2:07.974	4	1:38.682	5	1:32.480	pit	2:08.929	7	4:06.700	8	1:39.233
9	1:31.656	10	1:30.440	11	1:29.577	12	1:30.123	13	1:29.638	14	1:29.511	15	1:28.656	16	1:28.964
17	1:50.282														

DTM Oschersleben

Oschersleben, length 3696 m

11. - 13.09.2015

ADAC Formel 4



Lap Analysis free practice 1, 11.09.2015

DMSB-Reg.No.: 233/15

1 Kim Luis Schramm , ADAC Formel 4 / DEU										theoretical besttime: 1:28.270								
Lap	Time	S1	V1	S2	V2	S3	V3	Vmax		Lap	Time	S1	V1	S2	V2	S3	V3	Vmax
1	2:20.951		145	37.235	141	28.911	158			10	1:29.191	34.362	173	29.909	199	24.920	177	206
2	1:44.830	38.983	162	36.177	151	29.670	165	142		11	1:29.121	34.418	173	29.875	199	24.828	177	208
3	1:34.444	37.012	157	31.371	194	26.061	175	191		12	1:28.631	34.321	173	29.716	199	24.594	178	208
4	1:34.528	35.026	172	33.945	193	25.557	175	206		13	1:32.669	34.326	174	31.580	124	26.763	177	209
5	1:30.368	34.995	171	30.261	196	25.112	176	205		14	1:29.196	34.271	173	29.778	199	25.147	176	208
6	1:29.774	34.751	173	30.031	196	24.992	175	207		15	1:28.494	34.291	174	29.709	200	24.494	178	208
7	2:07.600	35.310	172	33.391	122			207		16	1:29.259	34.666	173	29.649	200	24.944	177	211
8	6:07.298	5:10.986	171	30.977	197	25.335	177			17	1:49.178	34.127	174	29.945	176			207
9	1:30.039	35.011	166	30.160	198	24.868	176	208										

2 Tim Zimmermann , ADAC Formel 4 / DEU										theoretical besttime: 1:28.110								
Lap	Time	S1	V1	S2	V2	S3	V3	Vmax		Lap	Time	S1	V1	S2	V2	S3	V3	Vmax
1	2:20.328		142	38.806	139	29.667	146			9	1:31.195	34.547	174	31.357	159	25.291	177	207
2	1:43.847	38.532	169	34.700	156	30.615	173	155		10	1:29.436	34.494	173	29.996	198	24.946	177	207
3	1:34.903	35.920	170	31.526	180	27.457	175	202		11	1:29.775	34.404	176	30.316	197	25.055	177	208
4	1:40.498	43.067	170	31.661	190	25.770	175	205		12	1:28.694	34.158	175	29.795	197	24.741	177	207
5	1:31.395	35.401	172	30.601	194	25.393	176	206		13	1:28.535	34.244	175	29.745	198	24.546	178	207
6	1:32.214	34.887	173	31.256	118	26.071	176	206		14	1:28.237	33.988	173	29.597	198	24.652	177	208
7	2:08.959	37.416	154	33.958	160			205		15	1:28.457	33.967	174	29.692	198	24.798	177	208
8	6:20.387	5:24.306	171	30.826	197	25.255	176			16	1:51.483	34.195	175	31.630	183			208

3 Benjamin Mazatis , ADAC Formel 4 Rookie / DEU										theoretical besttime: 1:31.201								
Lap	Time	S1	V1	S2	V2	S3	V3	Vmax		Lap	Time	S1	V1	S2	V2	S3	V3	Vmax
1	3:06.231		107	41.115	141					7	1:31.663	35.281	170	30.485	193	25.897	171	204
2	4:54.586	3:50.098	167	35.225	192	29.263	175			8	1:32.608	35.260	172	30.705	193	26.643	177	202
3	1:36.395	37.762	169	32.002	194	26.631	174	201		9	1:31.581	34.917	171	30.683	187	25.981	174	205
4	10:07.715	9:00.607	94	36.944	181	30.164	173	204		10	1:32.856	35.051	171	30.958	190	26.847	175	205
5	1:34.997	37.175	172	31.717	195	26.105	176	202		11	2:12.757	34.968	171	46.515	175			202
6	1:33.021	35.954	170	31.268	181	25.799	176	203										

4 Robert Shwartzman , ADAC Formel 4 / RUS										theoretical besttime: 1:28.586								
Lap	Time	S1	V1	S2	V2	S3	V3	Vmax		Lap	Time	S1	V1	S2	V2	S3	V3	Vmax
1	3:14.519		153	37.095	177					9	1:29.295	34.370	172	30.041	198	24.884	176	207
2	5:10.840	4:09.924	165	33.956	169	26.960	172			10	1:29.153	34.259	172	29.976	198	24.918	178	207
3	1:33.701	36.338	172	31.656	194	25.707	174	202		11	1:29.097	34.260	173	30.097	198	24.740	177	208
4	2:00.616	35.237	167	32.532	139			205		12	1:28.993	34.278	173	29.966	198	24.749	178	208
5	4:31.375	3:34.638	171	31.305	195	25.432	175			13	1:28.681	34.156	173	29.971	198	24.554	177	208
6	1:30.853	35.023	173	30.794	196	25.036	177	204		14	1:28.832	34.230	173	29.894	198	24.708	178	208
7	1:29.752	34.632	172	30.284	197	24.836	177	205		15	1:29.248	34.162	174	29.876	199	25.210	177	208
8	1:29.709	34.475	172	30.128	198	25.106	176	207		16	1:56.057	36.825	172	32.015	197			195

5 David Beckmann , ADAC Formel 4 Rookie / DEU										theoretical besttime: 1:29.741								
Lap	Time	S1	V1	S2	V2	S3	V3	Vmax		Lap	Time	S1	V1	S2	V2	S3	V3	Vmax
1	2:33.626		117	37.750	167	31.962	148			6	3:54.629	2:56.436	169	31.694	190	26.499	170	
2	1:57.719	38.057	170	33.299	175			179		7	1:32.443	35.082	172	31.879	170	25.482	171	202
3	5:46.486	4:35.733	146	35.552	183	35.201	147			8	1:29.827	34.783	174	30.241	199	24.803	177	204
4	2:10.537	38.184	134	32.972	155			152		9	1:56.654	35.502	174	30.155	200			209
5	9:31.443	8:11.627	128	34.826	195													

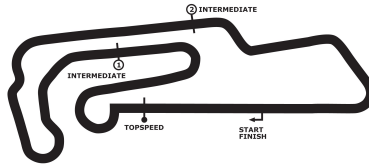
6 Mike Ortmann , ADAC Formel 4 Rookie / DEU										theoretical besttime: 1:28.356								
Lap	Time	S1	V1	S2	V2	S3	V3	Vmax		Lap	Time	S1	V1	S2	V2	S3	V3	Vmax
1	2:53.358		125	38.463	153					10	1:28.707	34.208	173	29.795	199	24.704	178	207
2	4:24.784	3:20.328	161	37.838	165	26.618	175			11	1:28.625	34.124	175	29.815	199	24.686	177	207
3	1:33.613	37.008	173	31.272	197	25.333	177	177		12	1:28.586	34.104	174	29.954	198	24.528	179	208
4	1:34.012	37.702	162	31.095	195	25.215	177	207		13	1:30.612	34.795	135	31.156	197	24.661	178	208
5	2:08.221	35.498	141	34.920	152			207		14	1:28.617	34.149	174	29.741	199	24.727	175	209
6	4:01.732	3:05.292	173	31.011	198	25.429	176			15	1:28.393	34.141	174	29.737	200	24.515	178	208
7	1:30.499	34.933	172	30.581	198	24.985	178	205		16	1:28.632	34.116	173	29.908	199		179	209
8	1:30.806	34.526	173	31.336	198	24.944	178	207		17	1:54.703	36.597	174	31.918	187			165
9	1:29.497	34.507	169	30.208	199	24.782	178	207										

DTM Oschersleben

Oschersleben, length 3696 m

11. - 13.09.2015

ADAC Formel 4



Lap Analysis free practice 1, 11.09.2015

DMSB-Reg.No.: 233/15

7 Joel Eriksson , ADAC Formel 4 / SWE									theoretical besttime: 1:27.737								
Lap	Time	S1	V1	S2	V2	S3	V3	Vmax	Lap	Time	S1	V1	S2	V2	S3	V3	Vmax
1	1:41.689		142	35.867	144	27.575	158		10	1:34.800	34.148	173	34.465	197	26.187	179	211
2	1:39.958	38.911	144	34.821	147	26.226	173	151	11	1:27.985	33.966	175	29.688	200	24.331	179	210
3	1:32.827	36.622	170	31.152	175	25.053	175	168	12	1:27.802	33.773	175	29.633	199	24.396	179	210
4	1:33.192	36.880	173	31.182	163	25.130	178	198	13	1:32.036	33.829	175	30.389	158	27.818	179	210
5	1:30.507	34.203	175	30.373	200	25.931	178	209	14	1:28.429	33.943	175	29.725	199	24.761	179	210
6	1:28.356	34.070	175	29.809	199	24.477	179	209	15	1:28.125	33.904	176	29.644	200	24.577	180	210
7	1:27.936	33.956	174	29.634	199	24.346	180	210	16	1:37.066	34.101	176	31.634	105	31.331	180	211
8	2:17.167	44.971	136	37.474	140			118	17	1:54.617	33.974	175	29.752	199			209
9	5:34.766	4:38.141	154	31.357	170	25.268	181										

8 Jannis Fittje , ADAC Formel 4 Rookie / DEU									theoretical besttime: 1:28.986								
Lap	Time	S1	V1	S2	V2	S3	V3	Vmax	Lap	Time	S1	V1	S2	V2	S3	V3	Vmax
1	1:51.071		145	37.191	156	28.784	173		9	1:29.455	34.562	173	29.955	197	24.938	176	207
2	1:38.397	37.587	149	33.883	162	27.427	169	175	10	1:34.777	38.344	170	30.415	196	26.018	178	194
3	1:34.277	36.901	172	31.361	190	26.015	178	173	11	1:29.478	34.535	172	29.979	197	24.964	175	208
4	1:32.951	35.571	167	31.497	163	25.883	176	207	12	1:29.005	34.363	173	29.879	197	24.763	176	207
5	1:30.474	34.929	172	30.222	197	25.323	176	206	13	1:30.394	34.686	175	30.493	197	25.215	176	208
6	1:31.142	35.432	170	30.334	196	25.376	176	207	14	1:29.466	34.534	173	30.055	198	24.877	175	208
7	2:00.573	34.616	172	30.158	198			207	15	1:29.191	34.344	173	30.014	197	24.833	177	209
8	6:43.782	5:46.439	164	31.160	190	26.183	177		16	1:57.940	35.638	173	30.683	196			208

9 Jonathan Cecotto , ADAC Formel 4 Rookie / VEN									theoretical besttime: 1:28.415								
Lap	Time	S1	V1	S2	V2	S3	V3	Vmax	Lap	Time	S1	V1	S2	V2	S3	V3	Vmax
1	1:44.649		147	36.425	140	28.168	170		10	1:28.918	34.129	174	29.764	199	25.025	177	208
2	1:38.628	37.898	166	33.880	138	26.850	174	182	11	1:31.316	34.877	173	30.646	177	25.793	178	207
3	1:33.576	36.190	168	30.864	194	26.522	175	184	12	1:28.608	34.130	174	29.732	200	24.746	177	208
4	1:32.016	35.344	172	30.997	165	25.675	176	204	13	1:29.241	34.209	173	30.064	197	24.968	177	209
5	1:32.569	36.926	173	30.333	198	25.310	177	207	14	1:28.776	34.253	172	29.796	199	24.727	177	207
6	1:31.467	35.095	173	30.230	199	26.142	178	209	15	1:29.323	34.531	174	29.932	199	24.860	176	208
7	1:57.173	34.904	173	33.809	198			212	16	1:28.626	34.132	174	29.770	198	24.724	177	207
8	5:10.413	4:13.127	130	31.763	163	25.523	177		17	1:28.415	34.043	175	29.702	198	24.670	176	208
9	1:30.471	34.364	175	30.968	199	25.139	176	207	18	1:52.908	34.262	174	30.638	198			207

10 Michael Waldherr , ADAC Formel 4 / DEU									theoretical besttime: 1:39.497								
Lap	Time	S1	V1	S2	V2	S3	V3	Vmax	Lap	Time	S1	V1	S2	V2	S3	V3	Vmax
1	1:51.161		137	37.249	156	29.763	150		3	2:39.772	37.922	159	33.904	194			192
2	1:42.118	39.949	148	34.498	147	27.671	169	172									

13 Cedric Piro , ADAC Formel 4 / DEU									theoretical besttime: 1:28.753								
Lap	Time	S1	V1	S2	V2	S3	V3	Vmax	Lap	Time	S1	V1	S2	V2	S3	V3	Vmax
1	2:13.172		109	39.253	146	29.296	172		10	1:29.162	34.410	175	29.973	198	24.779	178	207
2	1:39.930	38.719	167	34.075	185	27.136	174	176	11	1:30.532	34.160	175	31.050	200	25.322	176	208
3	1:36.998	36.321	171	34.373	193	26.304	176	203	12	1:28.907	34.268	175	29.906	196	24.733	178	206
4	1:33.437	35.837	174	31.828	197	25.772	177	207	13	1:28.875	34.194	175	29.879	198	24.802	177	207
5	1:30.330	34.672	174	30.466	197	25.192	178	199	14	1:29.712	34.290	175	30.479	200	24.943	178	207
6	1:31.159	34.898	173	31.032	196	25.229	177	207	15	1:29.295	34.275	174	30.094	199	24.926	177	207
7	2:03.254	37.801	174	35.501	136			207	16	1:29.127	34.441	174	29.972	198	24.714	178	209
8	5:33.134	4:35.658	172	31.003	196	26.473	170		17	1:29.083	34.376	175	29.881	199	24.826	178	209
9	1:29.931	34.817	174	30.167	197	24.947	177	203	18	1:55.767	34.481	175	30.233	188			208

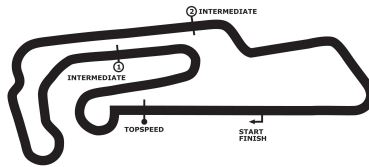
14 Moritz Müller-Crepon , ADAC Formel 4 / CHE									theoretical besttime: 1:29.216								
Lap	Time	S1	V1	S2	V2	S3	V3	Vmax	Lap	Time	S1	V1	S2	V2	S3	V3	Vmax
1	3:07.142		140	37.678	170	29.668	149		10	1:30.468	34.543	173	30.657	195	25.268	173	205
2	1:40.917	39.444	150	34.091	189	27.382	157	159	11	1:31.045	35.496	173	30.526	196	25.023	176	205
3	1:36.916	36.323	169	33.927	145	26.666	173	196	12	1:29.503	34.351	174	30.263	197	24.889	174	207
4	1:35.220	36.098	165	32.670	193	26.452	174	204	13	1:29.855	34.428	174	30.407	196	25.020	176	205
5	1:32.375	35.177	171	31.225	191	25.973	175	205	14	1:29.859	34.610	172	30.416	196	24.833	176	206
6	1:31.369	34.869	172	31.037	194	25.463	174	205	15	1:29.309	34.310	173	30.183	197	24.816	177	206
7	2:15.931	39.245	140	37.106	136			138	16	1:29.697	34.217	173	30.664	197	24.816	176	207
8	5:22.830	4:23.795	169	32.882	183	26.153	176		17	1:57.808	34.457	174	32.115	193			207
9	1:31.301	35.066	172	30.868	194	25.367	175	204									

DTM Oschersleben

Oschersleben, length 3696 m

11. - 13.09.2015

ADAC Formel 4



Lap Analysis free practice 1, 11.09.2015

DMSB-Reg.No.: 233/15

15 David Kolkman , ADAC Formel 4 / DEU

theoretical besttime: 1:28.922

Lap	Time	S1	V1	S2	V2	S3	V3	Vmax	Lap	Time	S1	V1	S2	V2	S3	V3	Vmax
1	2:49.272		101	41.732	125	32.392	145		10	1:29.708	34.661	173	30.170	197	24.877	176	206
2	1:43.928	41.051	147	35.146	150	27.731	172	149	11	1:29.459	34.538	173	30.036	197	24.885	175	207
3	1:35.812	37.564	163	32.425	191	25.823	175	172	12	1:29.801	34.417	173	29.986	196	25.398	176	205
4	1:31.983	35.495	172	31.114	193	25.374	176	202	13	1:30.368	35.400	171	30.104	196	24.864	177	205
5	1:36.109	39.815	154	31.024	194	25.270	175	205	14	1:29.354	34.579	173	29.957	197	24.818	176	207
6	1:30.293	34.711	173	30.541	196	25.041	177	205	15	1:29.888	34.402	175	30.173	197	25.313	176	207
7	2:12.216	37.089	156	36.406	138			206	16	1:28.947	34.401	175	29.982	197	24.564	176	206
8	5:32.536	4:35.006	161	31.715	177	25.815	176		17	1:50.856	34.556	174	30.363	196			203
9	1:29.940	34.697	174	30.242	197	25.001	176	206									

16 Marek Böckmann , ADAC Formel 4 / DEU

theoretical besttime: 1:27.619

Lap	Time	S1	V1	S2	V2	S3	V3	Vmax	Lap	Time	S1	V1	S2	V2	S3	V3	Vmax
1	2:13.879		136	38.223	166	28.721	165		10	1:29.298	34.166	175	29.739	200	25.393	178	209
2	1:39.627	38.824	155	33.581	179	27.222	170	170	11	1:28.516	34.084	175	29.831	199	24.601	178	208
3	1:34.803	36.660	157	32.368	183	25.775	177	184	12	1:27.954	33.867	175	29.546	198	24.541	178	209
4	1:31.375	35.143	173	30.410	197	25.822	175	207	13	1:27.871	33.785	175	29.625	199	24.461	178	208
5	1:31.186	34.643	174	31.386	196	25.157	177	207	14	1:28.040	34.082	174	29.561	199	24.397	178	209
6	1:29.268	34.491	173	30.031	196	24.746	179	207	15	1:27.933	33.942	174	29.684	199	24.307	178	210
7	1:57.260	34.456	174	31.418	123			208	16	1:28.166	33.874	175	29.712	198	24.580	178	209
8	4:44.983	3:46.829	156	31.854	166	26.300	176		17	1:27.805	33.862	176	29.527	199	24.416	177	209
9	1:29.494	34.765	174	29.838	199	24.891	178	207	18	1:53.542	33.876	176	29.668	199			209

18 Giorgio Maggi , ADAC Formel 4 / CHE

theoretical besttime: 1:28.204

Lap	Time	S1	V1	S2	V2	S3	V3	Vmax	Lap	Time	S1	V1	S2	V2	S3	V3	Vmax
1	2:30.785		120	40.519	146	30.393	157		9	1:29.066	34.407	173	29.773	198	24.886	179	212
2	1:44.003	39.048	166	35.452	126	29.503	145	169	10	1:29.552	34.552	174	29.963	195	25.037	179	211
3	2:04.971	40.052	168	35.486	153			164	11	1:31.967	34.340	174	31.115	163	26.512	178	211
4	2:43.966	1:43.997	162	33.593	170	26.376	177		12	1:29.805	35.332	174	29.738	197	24.735	177	209
5	1:32.037	36.035	172	30.497	197	25.505	179	209	13	1:28.464	34.024	170	29.658	199	24.782	176	208
6	2:08.488	37.475	141	35.420	165			207	14	1:28.204	34.012	173	29.586	198	24.606	178	207
7	7:06.061	6:06.550	146	33.544	183	25.967	176		15	1:55.909	35.123	174	31.023	199			182
8	1:29.836	34.670	174	29.998	200	25.168	179	208									

20 Nikolaj Rogivue , ADAC Formel 4 / CHE

theoretical besttime: 1:28.564

Lap	Time	S1	V1	S2	V2	S3	V3	Vmax	Lap	Time	S1	V1	S2	V2	S3	V3	Vmax
1	3:13.759		98	41.881	145				8	1:31.549	35.545	173	30.119	200	25.885	130	209
2	3:33.545	2:04.598	134	37.558	150				9	1:32.197	37.441	175	29.958	201	24.798	179	153
3	3:16.685	2:11.773	144	37.097	149	27.815	159		10	1:28.789	34.321	174	29.868	199	24.600	178	211
4	2:12.477	40.623	148	36.583	112			167	11	1:30.543	34.514	177	30.429	202	25.600	177	211
5	4:36.274	3:38.594	172	31.761	195	25.919	173		12	1:29.469	34.437	173	30.064	201	24.968	177	210
6	1:31.170	34.813	173	30.758	198	25.599	177	202	13	1:28.965	34.096	174	29.907	201	24.962	179	209
7	1:29.461	34.426	175	30.098	199	24.937	178	209	14	1:51.360	34.405	173	29.897	198			212

21 Michelle Halder , ADAC Formel 4 Rookie / DEU

theoretical besttime: 1:31.855

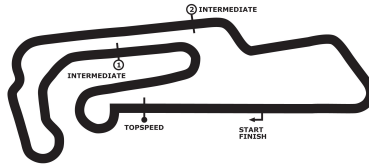
Lap	Time	S1	V1	S2	V2	S3	V3	Vmax	Lap	Time	S1	V1	S2	V2	S3	V3	Vmax
1	2:04.288		129	40.129	139	32.449	157		10	1:35.214	36.302	168	32.228	194	26.684	177	204
2	1:54.875	44.271	122	39.787	126	30.817	165	188	11	1:33.905	35.869	169	31.883	195	26.153	175	206
3	1:44.285	40.574	157	34.337	186	29.374	170	184	12	1:33.726	36.000	172	31.658	195	26.068	176	205
4	1:41.906	40.322	165	33.368	189	28.216	171	199	13	1:33.626	35.633	171	31.331	194	26.662	178	205
5	1:37.575	37.744	167	32.749	191	27.082	174	201	14	1:32.398	35.387	172	31.022	195	25.989	177	206
6	1:36.794	37.577	168	32.189	191	27.028	175	203	15	1:33.178	35.195	171	30.956	196	27.027	177	207
7	2:13.067	39.879	142	37.359	144			205	16	1:32.049	35.258	172	30.954	194	25.837	176	207
8	4:21.539	3:21.039	147	33.273	191	27.227	175		17	1:32.007	35.312	171	30.823	194	25.872	175	205
9	1:36.272	37.092	168	32.475	193	26.705	175	203	18	2:01.194	38.252	170	31.910	192			198

DTM Oschersleben

Oschersleben, length 3696 m

11. - 13.09.2015

ADAC Formel 4



Lap Analysis free practice 1, 11.09.2015

DMSB-Reg.No.: 233/15

22 Florian Janits , ADAC Formel 4 / DEU

theoretical besttime: 1:28.967

Lap	Time	S1	V1	S2	V2	S3	V3	Vmax	Lap	Time	S1	V1	S2	V2	S3	V3	Vmax
1	2:22.638		140	41.407	150	29.706	159		10	1:47.051	41.929	69	39.920	197	25.202	177	209
2	1:43.768	39.359	158	35.233	156	29.176	170	170	11	1:29.439	34.411	175	30.213	197	24.815	178	207
3	1:35.267	36.849	166	31.714	196	26.704	176	181	12	1:29.334	34.458	174	29.963	198	24.913	177	207
4	1:34.079	35.461	172	33.027	194	25.591	176	206	13	1:29.459	34.534	173	30.066	197	24.859	178	208
5	1:31.047	34.871	173	30.781	196	25.395	177	206	14	1:37.189	36.387	92	35.642	198	25.160	174	209
6	1:31.069	34.984	174	30.905	197	25.180	179	207	15	1:29.152	34.454	173	29.915	197	24.783	175	205
7	2:07.906	35.482	170	33.441	156			209	16	1:29.057	34.444	174	29.932	197	24.681	177	207
8	6:19.312	5:22.770	172	31.130	196	25.412	177		17	1:55.139	34.371	173	30.091	197			207
9	1:29.763	34.865	171	30.003	201	24.895	177	207									

24 Robin Brezina , ADAC Formel 4 Rookie / DEU

theoretical besttime: 1:29.491

Lap	Time	S1	V1	S2	V2	S3	V3	Vmax	Lap	Time	S1	V1	S2	V2	S3	V3	Vmax
1	3:11.325		136	38.793	186	29.054	171		9	1:30.770	34.976	168	30.311	196	25.483	175	205
2	1:45.840	44.344	162	34.061	182	27.435	163	200	10	1:32.343	36.765	172	30.418	196	25.160	175	205
3	1:34.172	36.543	168	31.703	191	25.926	177	198	11	1:29.997	34.622	173	30.288	196	25.087	176	205
4	1:31.809	35.566	172	30.950	195	25.293	178	206	12	1:29.910	34.665	173	30.246	196	24.999	175	205
5	1:36.058	39.761	168	30.919	196	25.378	176	207	13	1:29.683	34.590	174	30.151	196	24.942	176	206
6	2:02.456	35.055	171	30.601	195			207	14	1:29.811	34.658	174	30.013	197	25.140	176	206
7	6:08.293	5:10.174	165	31.717	191	26.402	176		15	1:29.785	34.637	174	30.104	196	25.044	175	206
8	1:30.721	34.858	173	30.284	196	25.579	176	207	16	1:50.196	34.536	173	30.196	196			206

25 Mick Schumacher , ADAC Formel 4 Rookie / DEU

theoretical besttime: 1:28.728

Lap	Time	S1	V1	S2	V2	S3	V3	Vmax	Lap	Time	S1	V1	S2	V2	S3	V3	Vmax
1	2:12.755		143	48.103	121	30.769	160		10	1:28.879	34.348	173	29.797	198	24.734	176	205
2	1:39.835	38.636	159	34.458	179	26.741	172	186	11	1:29.281	34.376	169	30.078	199	24.827	176	206
3	1:32.819	36.030	163	31.304	186	25.485	172	198	12	1:32.721	35.864	86	31.987	197	24.870	176	207
4	1:31.627	35.256	172	30.797	190	25.574	177	194	13	1:30.352	34.442	174	30.184	199	25.726	177	207
5	1:29.649	34.617	174	30.053	196	24.979	176	205	14	1:29.573	34.987	176	29.892	199	24.694	178	206
6	1:29.985	34.495	173	30.596	195	24.894	176	206	15	1:32.111	34.291	174	30.150	198	27.670	167	208
7	1:59.882	35.651	174	32.833	109			206	16	1:30.056	35.267	174	30.033	198	24.756	178	204
8	5:36.857	4:39.845	172	32.001	196	25.011	177		17	1:30.008	34.237	175	30.239	157	25.532	175	209
9	1:31.733	36.771	172	30.198	197	24.764	177	206	18	1:58.192	36.620	161	31.693	197			181

27 Marvin Dienst , ADAC Formel 4 / DEU

theoretical besttime: 1:27.533

Lap	Time	S1	V1	S2	V2	S3	V3	Vmax	Lap	Time	S1	V1	S2	V2	S3	V3	Vmax
1	3:13.603		111	38.769	160	29.472	171		10	1:27.658	33.864	176	29.328	200	24.466	180	209
2	1:34.360	37.257	171	31.337	191	25.766	178	173	11	1:27.678	33.820	176	29.326	202	24.532	180	210
3	1:29.676	34.636	174	30.125	199	24.915	180	203	12	1:35.980	33.807	177	35.100	155	27.073	180	210
4	1:29.015	34.129	175	29.657	201	25.229	180	210	13	1:27.799	33.890	176	29.430	199	24.479	179	210
5	1:28.268	34.049	177	29.549	200	24.670	179	209	14	1:28.008	33.776	176	29.354	202	24.878	180	210
6	1:31.203	34.018	175	32.354	198	24.831	180	211	15	1:27.790	33.789	176	29.339	201	24.662	179	211
7	2:10.766	37.471	161	36.664	137			205	16	1:27.586	33.780	176	29.361	200	24.445	180	211
8	4:52.151	3:56.466	174	30.605	199	25.080	179		17	1:27.578	33.771	175	29.317	202	24.490	179	212
9	1:28.263	34.188	174	29.534	199	24.541	179	209	18	1:57.725	36.879	167	31.788	191			205

28 Janneau Esmeijer , ADAC Formel 4 / NLD

theoretical besttime: 1:27.274

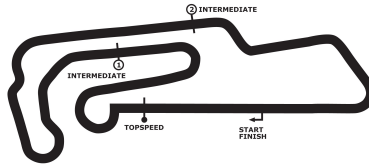
Lap	Time	S1	V1	S2	V2	S3	V3	Vmax	Lap	Time	S1	V1	S2	V2	S3	V3	Vmax
1	3:04.432		146	36.226	186	29.146	148		9	1:28.496	34.463	172	29.457	201	24.576	179	209
2	1:39.381	39.253	167	33.179	130	26.949	173	143	10	1:28.497	34.131	176	29.773	202	24.593	180	209
3	1:31.217	35.430	172	30.840	198	24.947	179	199	11	1:27.583	34.006	175	29.250	202	24.327	182	210
4	1:29.599	34.517	175	30.263	198	24.819	179	209	12	1:27.292	33.770	177	29.268	201	24.254	180	213
5	1:29.415	35.076	169	29.873	198	24.466	179	210	13	1:33.491	37.230	169	31.576	198	24.685	179	213
6	1:27.968	34.210	173	29.483	200	24.275	180	209	14	1:45.986	33.776	177	29.257	201			210
7	2:12.729	39.100	168	38.209	125			212	15	4:09.738	2:43.899	173	32.271	116			
8	5:33.798	4:33.156	125	34.656	189	25.986	180										

DTM Oschersleben

Oschersleben, length 3696 m

11. - 13.09.2015

ADAC Formel 4



Lap Analysis free practice 1, 11.09.2015

DMSB-Reg.No.: 233/15

30 Jason Kremer , ADAC Formel 4 / DEU

theoretical besttime: 1:29.602

Lap	Time	S1	V1	S2	V2	S3	V3	Vmax	Lap	Time	S1	V1	S2	V2	S3	V3	Vmax
1	2:12.166		140	39.788	134	30.161	147		9	1:30.237	34.903	172	30.292	194	25.042	175	204
2	1:42.900	41.002	147	34.307	176	27.591	160	157	10	1:30.121	34.624	171	30.368	196	25.129	174	205
3	1:41.791	43.908	170	31.894	190	25.989	176	175	11	1:29.794	34.689	173	30.132	196	24.973	174	206
4	1:32.201	35.609	171	31.070	194	25.522	176	204	12	1:29.990	34.529	170	30.159	196	25.302	176	206
5	1:30.773	34.917	172	30.544	193	25.312	175	204	13	1:33.013	34.505	173	31.727	143	26.781	176	205
6	1:31.078	34.832	172	30.284	197	25.962	177	204	14	1:29.974	34.656	172	30.124	195	25.194	173	205
7	2:07.532	36.526	174	35.527	125			209	15	1:55.186	37.649	150	32.043	192			204
8	4:28.152	3:31.243	167	31.321	195	25.588	174										

31 Yan Leon Shlom , ADAC Formel 4 Rookie / RUS

theoretical besttime: 1:29.164

Lap	Time	S1	V1	S2	V2	S3	V3	Vmax	Lap	Time	S1	V1	S2	V2	S3	V3	Vmax
1	2:42.854		149	41.177	177	32.639	153		9	1:29.813	34.295	175	30.176	198	25.342	176	207
2	2:05.980	40.693	166	35.756	187			181	10	1:31.796	36.168	171	30.474	198	25.154	178	208
3	5:47.134	4:44.531	142	34.501	188	28.102	162		11	1:29.313	34.194	175	30.102	199	25.017	178	209
4	2:11.370	38.987	142	37.962	162			200	12	1:29.653	34.526	172	30.148	199	24.979	178	209
5	3:51.698	2:52.708	167	32.699	190	26.291	174		13	1:31.318	36.268	174	30.182	199	24.868	178	209
6	1:33.176	35.336	158	31.427	181	26.413	175	202	14	1:29.417	34.266	174	30.135	197	25.016	178	209
7	1:31.900	34.987	172	30.744	198	26.169	177	203	15	1:54.279	35.529	175	31.355	197			188
8	1:30.816	34.697	174	30.482	199	25.637	176	208									

33 Jan Jonck , ADAC Formel 4 / DNK

theoretical besttime: 1:29.451

Lap	Time	S1	V1	S2	V2	S3	V3	Vmax	Lap	Time	S1	V1	S2	V2	S3	V3	Vmax
1	3:16.692		137	37.517	163	28.945	171		10	1:35.269	38.681	144	31.388	195	25.200	177	171
2	1:34.285	36.859	168	31.539	189	25.887	176	198	11	1:30.935	34.720	174	30.607	198	25.608	178	207
3	1:32.259	35.263	170	31.094	194	25.902	176	202	12	1:29.847	34.734	173	30.116	197	24.997	178	212
4	1:31.461	35.098	173	31.067	195	25.296	177	205	13	1:30.048	34.609	174	30.271	197	25.168	177	208
5	1:30.539	34.964	171	30.468	194	25.107	177	206	14	1:29.511	34.499	174	30.021	199	24.991	178	208
6	1:33.665	38.312	173	30.326	195	25.027	171	206	15	1:30.393	34.551	175	30.271	200	25.571	179	208
7	2:15.496	42.746	127	37.173	137			155	16	1:29.735	34.637	174	30.167	198	24.931	178	213
8	4:08.065	3:12.143	170	30.774	193	25.148	177		17	1:29.892	34.636	174	30.155	198	25.101	177	208
9	1:31.328	35.036	173	30.665	200	25.627	173	208	18	2:00.179	36.174	174	33.947	191			191

34 Toni Wolf , ADAC Formel 4 Rookie / DEU

theoretical besttime: 1:28.809

Lap	Time	S1	V1	S2	V2	S3	V3	Vmax	Lap	Time	S1	V1	S2	V2	S3	V3	Vmax
1	3:07.551		111	42.321	124				9	1:29.879	34.772	176	30.152	201	24.955	179	210
2	3:54.104	2:46.066	133	37.498	131	30.540	140		10	1:32.820	34.402	176	30.272	181	28.146	178	212
3	1:42.416	42.314	144	33.783	158	26.319	175	143	11	1:29.482	34.535	175	29.951	199	24.996	179	209
4	1:33.493	35.705	139	32.367	193	25.421	178	203	12	1:29.269	34.396	175	29.963	199	24.910	179	210
5	2:06.686	35.213	171	33.712	162			209	13	1:29.103	34.478	175	29.849	199	24.776	179	210
6	4:20.093	3:22.385	168	31.389	197	26.319	177		14	1:29.111	34.309	176	30.016	200	24.786	179	211
7	1:31.289	35.080	175	30.561	199	25.648	175	208	15	1:28.946	34.184	176	29.879	200	24.883	177	210
8	1:30.491	34.782	174	30.506	198	25.203	179	208	16	1:50.898	34.782	175	30.612	177			209

35 Carrie Schreiner , ADAC Formel 4 Rookie / DEU

theoretical besttime: 1:29.544

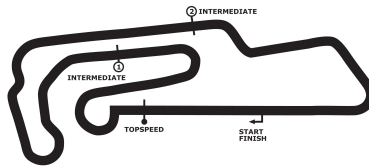
Lap	Time	S1	V1	S2	V2	S3	V3	Vmax	Lap	Time	S1	V1	S2	V2	S3	V3	Vmax
1	3:33.199		135	42.274	131	31.659	154		10	1:30.149	34.604	175	30.424	199	25.121	178	209
2	1:47.316	40.657	147	37.557	146	29.102	175	157	11	1:29.876	34.484	174	30.200	198	25.192	179	208
3	1:37.710	36.911	169	33.219	194	27.580	177	205	12	1:31.388	34.712	176	30.792	202	25.884	178	209
4	1:33.857	35.761	172	31.655	195	26.441	178	207	13	1:29.571	34.452	174	29.977	197	25.142	179	208
5	1:37.957	39.738	145	31.830	197	26.389	178	208	14	1:30.143	34.446	175	30.260	196	25.437	177	208
6	2:02.807	34.948	174	35.448	111			207	15	1:30.569	34.813	174	30.419	197	25.337	178	207
7	5:08.741	4:08.539	147	33.202	162	27.000	176		16	1:29.906	34.459	174	30.304	197	25.143	178	208
8	1:31.697	35.331	175	30.873	201	25.493	179	206	17	1:54.203	36.519	173	30.879	197			207
9	1:31.603	34.567	174	31.259	199	25.777	179	209									

DTM Oschersleben

Oschersleben, length 3696 m

11. - 13.09.2015

ADAC Formel 4



DMSB-Reg.No.: 233/15

Lap Analysis free practice 1, 11.09.2015

36 Joey Mawson , ADAC Formel 4 / AUS

theoretical besttime: 1:27.796

Lap	Time	S1	V1	S2	V2	S3	V3	Vmax	Lap	Time	S1	V1	S2	V2	S3	V3	Vmax
1	2:11.250		139	39.798	139	30.746	153		10	1:28.293	34.217	174	29.577	196	24.499	178	206
2	1:38.563	38.780	159	33.537	182	26.246	167	165	11	1:28.287	34.079	172	29.657	200	24.551	177	207
3	1:32.504	35.980	169	31.144	183	25.380	172	192	12	1:34.628	40.250	175	29.881	192	24.497	178	162
4	1:31.638	35.258	173	31.463	184	24.917	176	194	13	1:28.470	33.981	175	29.542	198	24.947	175	208
5	1:28.731	34.376	174	29.824	196	24.531	176	205	14	1:28.059	34.200	175	29.519	198	24.340	177	209
6	1:28.846	34.364	175	29.847	193	24.635	177	206	15	1:28.167	34.139	175	29.684	198	24.344	178	207
7	1:55.274	34.381	171	29.817	195			206	16	1:28.019	34.000	175	29.632	198	24.387	177	207
8	5:50.850	4:55.544	173	30.605	188	24.701	175		17	1:28.414	34.001	175	29.475	201	24.938	178	208
9	1:29.532	34.391	174	30.549	200	24.592	175	207	18	1:55.500	35.693	174	33.874	189			207

37 Kami Laliberté , ADAC Formel 4 Rookie / CAN

theoretical besttime: 1:28.819

Lap	Time	S1	V1	S2	V2	S3	V3	Vmax	Lap	Time	S1	V1	S2	V2	S3	V3	Vmax
1	2:26.736		132	39.160	149	30.581	154		10	1:30.458	34.604	173	30.427	200	25.427	177	207
2	1:43.565	39.410	153	34.636	161	29.519	163	175	11	1:29.500	34.483	172	29.985	194	25.032	176	209
3	1:41.750	37.803	156	37.152	169	26.795	174	185	12	1:28.898	34.227	173	29.749	196	24.922	177	206
4	1:32.816	35.713	172	30.636	194	26.467	173	203	13	1:29.763	34.169	174	30.014	194	25.580	176	206
5	1:30.938	35.364	172	30.238	192	25.336	175	203	14	1:29.056	34.298	174	29.818	197	24.940	179	206
6	1:31.405	34.872	172	31.111	194	25.422	176	205	15	1:29.216	34.516	173	29.728	196	24.972	175	209
7	2:09.276	35.216	162	35.230	166			205	16	1:30.343	34.807	173	30.231	196	25.305	176	205
8	6:08.069	5:08.739	158	32.649	173	26.681	175		17	1:55.598	34.474	173	30.019	196			205
9	1:29.762	34.631	173	29.892	197	25.239	177	204									

38 Luca Engstler , ADAC Formel 4 Rookie / DEU

theoretical besttime: 1:30.895

Lap	Time	S1	V1	S2	V2	S3	V3	Vmax	Lap	Time	S1	V1	S2	V2	S3	V3	Vmax
1	2:15.251		114	39.611	126	29.646	165		9	1:34.784	37.440	171	31.404	197	25.940	176	203
2	1:38.851	37.878	169	33.495	186	27.478	171	196	10	1:32.194	35.378	170	31.049	193	25.767	171	205
3	1:35.623	36.549	171	32.519	193	26.555	176	201	11	1:33.559	36.656	171	31.290	196	25.613	175	204
4	1:34.486	36.011	171	31.946	193	26.529	176	205	12	1:32.076	35.420	172	31.110	196	25.546	177	205
5	1:33.069	35.393	171	31.169	193	26.507	174	205	13	1:32.782	35.361	172	30.915	194	26.506	177	207
6	1:33.382	35.899	172	31.367	195	26.116	176	204	14	1:31.685	35.363	172	30.616	194	25.706	175	207
7	2:06.785	36.521	172	34.523	106			204	15	1:30.961	34.955	172	30.517	196	25.489	176	206
8	4:53.996	3:55.891	169	31.974	195	26.131	173		16	1:50.601	35.585	173	30.451	197			206

39 Kevin Kratz , ADAC Formel 4 Rookie / DEU

theoretical besttime: 1:29.378

Lap	Time	S1	V1	S2	V2	S3	V3	Vmax	Lap	Time	S1	V1	S2	V2	S3	V3	Vmax
1	2:24.575		135	38.826	143	29.766	153		10	1:30.563	35.129	173	30.290	196	25.144	177	206
2	1:43.721	40.071	153	34.066	182	29.584	164	177	11	1:30.054	34.334	175	30.573	199	25.147	178	206
3	1:36.148	36.999	169	32.281	191	26.868	173	196	12	1:29.834	34.345	174	30.136	193	25.353	175	207
4	1:35.903	38.241	171	31.704	196	25.958	176	203	13	1:29.824	34.579	174	30.132	197	25.113	177	206
5	1:32.399	35.519	173	31.027	197	25.853	177	207	14	1:29.885	34.502	174	30.202	197	25.181	175	206
6	1:37.339	37.111	162	34.454	167	25.774	175	207	15	1:29.514	34.410	174	30.082	198	25.022	177	206
7	2:12.064	34.935	174	33.454	155			206	16	1:29.697	34.274	175	30.109	195	25.314	176	207
8	4:23.502	3:26.118	171	31.531	196	25.853	173		17	1:29.992	34.429	175	30.399	197	25.164	176	207
9	1:31.833	35.990	174	30.591	196	25.252	176	203	18	1:58.809	34.355	175	30.698	196			206

43 Benjamin Bailly , ADAC Formel 4 / BEL

theoretical besttime: 1:28.262

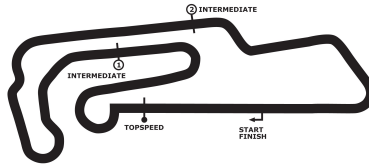
Lap	Time	S1	V1	S2	V2	S3	V3	Vmax	Lap	Time	S1	V1	S2	V2	S3	V3	Vmax
1	3:18.383		147	37.330	163	29.115	165		10	1:29.878	34.189	174	29.922	202	25.767	179	208
2	1:36.856	37.435	171	32.281	193	27.140	177	194	11	1:28.651	33.981	174	29.839	199	24.831	176	209
3	1:34.819	36.446	122	32.412	193	25.961	177	204	12	1:28.483	33.977	175	29.906	200	24.600	179	209
4	1:30.818	35.017	174	30.330	198	25.471	176	206	13	1:36.212	34.072	175	34.946	126	27.194	178	210
5	1:30.930	34.692	175	30.993	195	25.245	177	208	14	1:28.373	33.940	175	29.778	199	24.655	179	208
6	1:29.175	34.259	174	29.722	198	25.194	147	207	15	1:29.381	34.038	175	29.840	201	25.503	178	209
7	2:16.324	41.334	123	37.322	140			153	16	1:28.840	34.081	174	29.937	201	24.822	177	209
8	5:13.749	4:16.888	172	31.136	195	25.725	178		17	1:55.346	35.381	174	31.877	194			195
9	1:29.192	34.237	175	29.917	201	25.038	175	208									

DTM Oschersleben

Oschersleben, length 3696 m

11. - 13.09.2015

ADAC Formel 4



DMSB-Reg.No.: 233/15

Lap Analysis free practice 1, 11.09.2015

46 Mauro Auricchio , ADAC Formel 4 / BRA

theoretical besttime: 1:29.898

Lap	Time	S1	V1	S2	V2	S3	V3	Vmax	Lap	Time	S1	V1	S2	V2	S3	V3	Vmax
1	2:14.939		117	39.664	129	29.898	158		9	1:32.053	35.439	175	30.863	196	25.751	176	193
2	1:42.429	39.580	157	34.656	147	28.193	174	171	10	1:30.757	34.728	175	30.613	195	25.416	177	208
3	1:34.550	35.999	169	32.120	175	26.431	174	205	11	1:30.456	34.693	175	30.543	197	25.220	176	208
4	1:32.840	35.313	175	31.291	197	26.236	175	204	12	1:30.432	34.868	174	30.408	197	25.156	177	208
5	1:32.658	35.543	174	31.096	197	26.019	179	207	13	1:30.961	35.351	175	30.404	199	25.206	177	209
6	1:55.982	34.908	174	32.128	177			209	14	1:30.190	34.641	175	30.505	200	25.044	177	209
7	8:23.599	7:04.735	174	31.316	187				15	1:56.158	34.531	175	30.323	198			209
8	2:41.016	1:43.959	173	31.241	195	25.816	170										

55 Marylin Niederhauser , ADAC Formel 4 Rookie / CHE

theoretical besttime: 1:30.308

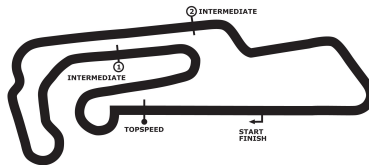
Lap	Time	S1	V1	S2	V2	S3	V3	Vmax	Lap	Time	S1	V1	S2	V2	S3	V3	Vmax
1	2:52.339		150	39.501	161	30.353	169		10	1:30.933	34.649	171	30.835	196	25.449	178	207
2	1:42.456	39.459	165	34.807	189	28.190	174	200	11	1:31.980	35.144	168	30.899	198	25.937	176	206
3	1:36.603	36.582	169	32.655	193	27.366	174	204	12	1:31.325	35.001	172	30.794	197	25.530	176	209
4	1:35.141	36.244	171	32.198	194	26.699	176	204	13	1:30.539	34.491	172	30.641	197	25.407	175	207
5	1:33.420	35.377	173	31.418	196	26.625	174	206	14	1:31.216	35.161	173	30.569	196	25.486	176	206
6	1:33.041	35.457	170	31.452	195	26.132	174	205	15	1:31.070	35.078	173	30.410	196	25.582	175	207
7	2:10.272	36.573	171	33.013	175			203	16	1:31.166	35.010	173	30.625	196	25.531	174	207
8	4:32.291	3:32.640	169	33.469	194	26.182	175		17	1:31.103	35.111	172	30.541	197	25.451	173	207
9	1:32.832	35.726	173	31.265	196	25.841	176	205	18	1:55.285	36.638	171	31.693	196			207

77 Job van Uitert , ADAC Formel 4 Rookie / NLD

theoretical besttime: 1:28.584

Lap	Time	S1	V1	S2	V2	S3	V3	Vmax	Lap	Time	S1	V1	S2	V2	S3	V3	Vmax
1	2:21.330		136	39.437	170				10	1:30.440	35.048	175	30.426	199	24.966	179	209
2	2:38.071	1:16.454	158	35.825	146				11	1:29.577	34.535	174	29.892	201	25.150	179	210
3	2:07.974	1:09.327	172	32.466	191	26.181	172		12	1:30.123	34.840	173	30.217	197	25.066	176	211
4	1:38.682	39.803	172	32.106	177	26.773	177	202	13	1:29.638	34.685	174	29.928	198	25.025	177	207
5	1:32.480	35.362	173	31.209	194	25.909	178	204	14	1:29.511	34.541	172	29.916	197	25.054	176	207
6	2:08.929	35.687	174	33.990	162			209	15	1:28.656	34.372	173	29.705	197	24.579	177	207
7	4:06.700	3:10.061	174	31.116	198	25.523	176		16	1:28.964	34.315	173	30.085	197	24.564	178	207
8	1:39.233	43.302	174	30.643	200	25.288	178	206	17	1:50.282	34.978	172	30.470	197			207
9	1:31.656	35.325	173	30.439	199	25.892	178	209									

DTM Oschersleben
 Oschersleben, length 3696 m
 11. - 13.09.2015
 ADAC Formel 4



Topspeed free practice 1, 11.09.2015

DMSB-Reg.No.: 233/15

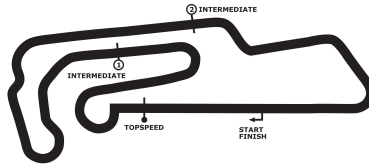
Car No.	Driver	Make	Speed km/h
28	Janneau Esmeijer	ADAC Formel 4	213
33	Jan Jonck	ADAC Formel 4	213
20	Nikolaj Rogivue	ADAC Formel 4	212
18	Giorgio Maggi	ADAC Formel 4	212
34	Toni Wolf	ADAC Formel 4	212
9	Jonathan Cecotto	ADAC Formel 4	212
27	Marvin Dienst	ADAC Formel 4	212
1	Kim Luis Schramm	ADAC Formel 4	211
77	Job van Uitert	ADAC Formel 4	211
7	Joel Eriksson	ADAC Formel 4	211
16	Marek Böckmann	ADAC Formel 4	210
43	Benjamin Bailly	ADAC Formel 4	210
5	David Beckmann	ADAC Formel 4	209
35	Carrie Schreiner	ADAC Formel 4	209
30	Jason Kremer	ADAC Formel 4	209
6	Mike Ortmann	ADAC Formel 4	209
37	Kami Laliberté	ADAC Formel 4	209
8	Jannis Fittje	ADAC Formel 4	209
31	Yan Leon Shlom	ADAC Formel 4	209
13	Cedric Piro	ADAC Formel 4	209
36	Joey Mawson	ADAC Formel 4	209
22	Florian Janits	ADAC Formel 4	209
46	Mauro Auricchio	ADAC Formel 4	209
55	Marylin Niederhauser	ADAC Formel 4	209
25	Mick Schumacher	ADAC Formel 4	209
2	Tim Zimmermann	ADAC Formel 4	208
4	Robert Shwartzman	ADAC Formel 4	208
39	Kevin Kratz	ADAC Formel 4	207
38	Luca Engstler	ADAC Formel 4	207
24	Robin Brezina	ADAC Formel 4	207
14	Moritz Müller-Crepon	ADAC Formel 4	207
15	David Kolkmann	ADAC Formel 4	207
21	Michelle Halder	ADAC Formel 4	207
3	Benjamin Mazatis	ADAC Formel 4	205
10	Michael Waldherr	ADAC Formel 4	192

DTM Oschersleben

Oschersleben, length 3696 m

11. - 13.09.2015

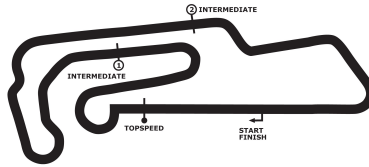
ADAC Formel 4



Best Sector Times free practice 1

DMSB


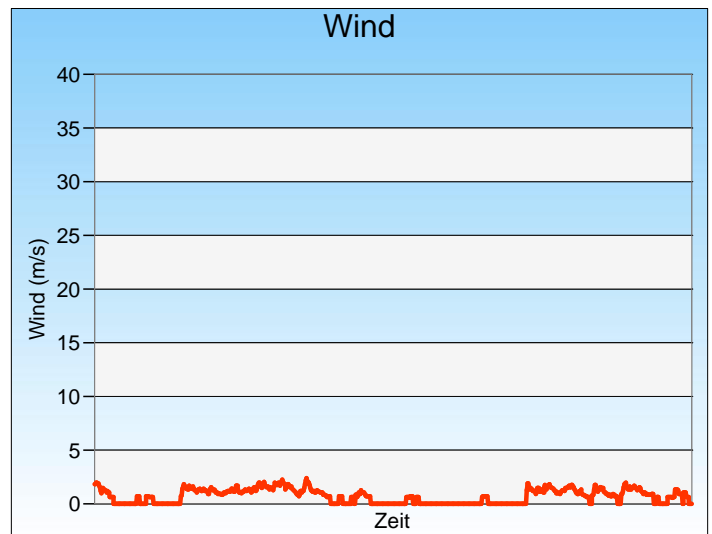
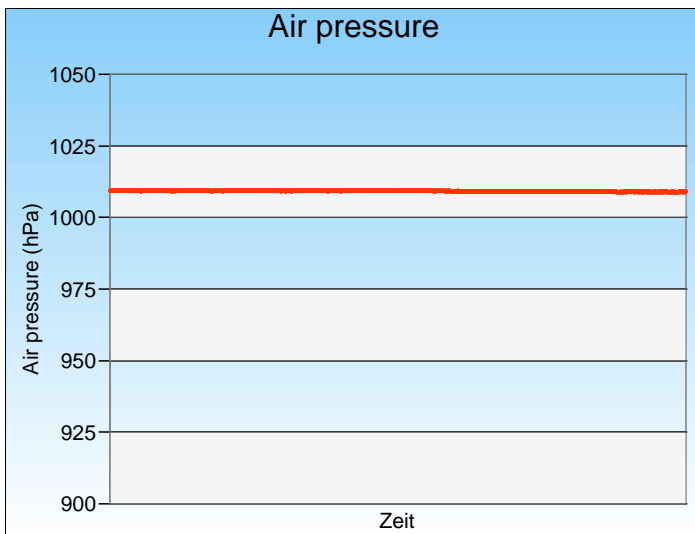
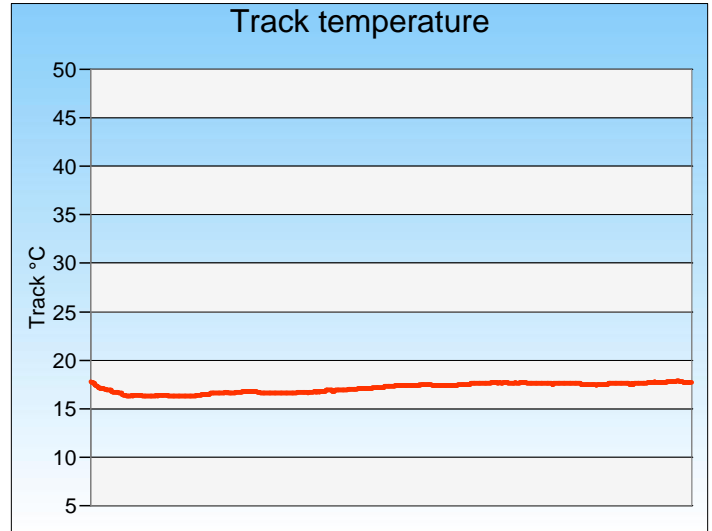
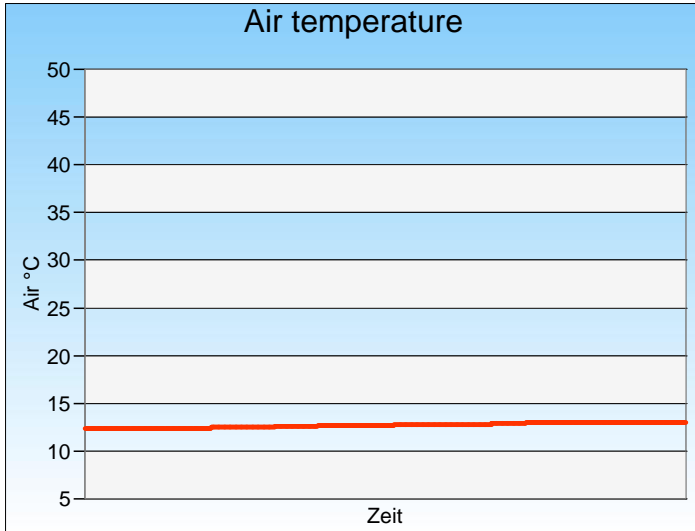
Pos.	sector 1			sector 2			sector 3			theoretical and best lap time				
	No	Driver	Time	No	Driver	Time	No	Driver	Time	No	Driver	theoretical	Best	Pos
1	28	Esmeijer J.	33.770	28	Esmeijer J.	29.250	28	Esmeijer J.	24.254	28	Esmeijer J.	1:27.274	1:27.292	1
2	27	Dienst M.	33.771	27	Dienst M.	29.317	16	Böckmann M.	24.307	27	Dienst M.	1:27.533	1:27.578	2
3	7	Eriksson J.	33.773	36	Mawson J.	29.475	7	Eriksson J.	24.331	16	Böckmann M.	1:27.619	1:27.805	4
4	16	Böckmann M.	33.785	16	Böckmann M.	29.527	36	Mawson J.	24.340	7	Eriksson J.	1:27.737	1:27.802	3
5	43	Bailly B.	33.940	18	Maggi G.	29.586	27	Dienst M.	24.445	36	Mawson J.	1:27.796	1:28.019	5
6	2	Zimmermann T.	33.967	2	Zimmermann T.	29.597	1	Schramm K.	24.494	2	Zimmermann T.	1:28.110	1:28.237	7
7	36	Mawson J.	33.981	7	Eriksson J.	29.633	6	Ortmann M.	24.515	18	Maggi G.	1:28.204	1:28.204	6
8	18	Maggi G.	34.012	1	Schramm K.	29.649	2	Zimmermann T.	24.546	43	Bailly B.	1:28.262	1:28.373	8
9	9	Cecotto J.	34.043	9	Cecotto J.	29.702	4	Shwartzman R.	24.554	1	Schramm K.	1:28.270	1:28.494	11
10	20	Rogivue N.	34.096	77	van Uitert J.	29.705	15	Kolkman D.	24.564	6	Ortmann M.	1:28.356	1:28.393	9
11	6	Ortmann M.	34.104	43	Bailly B.	29.722	77	van Uitert J.	24.564	9	Cecotto J.	1:28.415	1:28.415	10
12	1	Schramm K.	34.127	37	Laliberté K.	29.728	20	Rogivue N.	24.600	20	Rogivue N.	1:28.564	1:28.789	14
13	4	Shwartzman R.	34.156	6	Ortmann M.	29.737	43	Bailly B.	24.600	77	van Uitert J.	1:28.584	1:28.656	12
14	13	Piro C.	34.160	25	Schumacher M.	29.797	18	Maggi G.	24.606	4	Shwartzman R.	1:28.586	1:28.681	13
15	37	Laliberté K.	34.169	34	Wolf T.	29.849	9	Cecotto J.	24.670	25	Schumacher M.	1:28.728	1:28.879	16
16	34	Wolf T.	34.184	20	Rogivue N.	29.868	22	Janits F.	24.681	13	Piro C.	1:28.753	1:28.875	15
17	31	Shlom Y.	34.194	4	Shwartzman R.	29.876	25	Schumacher M.	24.694	34	Wolf T.	1:28.809	1:28.946	18
18	14	Müller-Crepon M.	34.217	8	Fittje J.	29.879	13	Piro C.	24.714	37	Laliberté K.	1:28.819	1:28.898	17
19	25	Schumacher M.	34.237	13	Piro C.	29.879	8	Fittje J.	24.763	15	Kolkman D.	1:28.922	1:28.947	19
20	39	Kratz K.	34.274	22	Janits F.	29.915	34	Wolf T.	24.776	22	Janits F.	1:28.967	1:29.057	21
21	77	van Uitert J.	34.315	15	Kolkman D.	29.957	5	Beckmann D.	24.803	8	Fittje J.	1:28.986	1:29.005	20
22	8	Fittje J.	34.344	35	Schreiner C.	29.977	14	Müller-Crepon M.	24.816	31	Shlom Y.	1:29.164	1:29.313	23
23	22	Janits F.	34.371	24	Brezina R.	30.013	31	Shlom Y.	24.868	14	Müller-Crepon M.	1:29.216	1:29.309	22
24	15	Kolkman D.	34.401	33	Jonck J.	30.021	37	Laliberté K.	24.922	39	Kratz K.	1:29.378	1:29.514	25
25	35	Schreiner C.	34.446	39	Kratz K.	30.082	33	Jonck J.	24.931	33	Jonck J.	1:29.451	1:29.511	24
26	55	Niederhauser M.	34.491	31	Shlom Y.	30.102	24	Brezina R.	24.942	24	Brezina R.	1:29.491	1:29.683	27
27	33	Jonck J.	34.499	30	Kremer J.	30.124	30	Kremer J.	24.973	35	Schreiner C.	1:29.544	1:29.571	26
28	30	Kremer J.	34.505	5	Beckmann D.	30.155	39	Kratz K.	25.022	30	Kremer J.	1:29.602	1:29.794	28
29	46	Auricchio M.	34.531	14	Müller-Crepon M.	30.183	46	Auricchio M.	25.044	5	Beckmann D.	1:29.741	1:29.827	29
30	24	Brezina R.	34.536	46	Auricchio M.	30.323	35	Schreiner C.	25.121	46	Auricchio M.	1:29.898	1:30.190	30
31	5	Beckmann D.	34.783	55	Niederhauser M.	30.410	55	Niederhauser M.	25.407	55	Niederhauser M.	1:30.308	1:30.539	31
32	3	Mazatis B.	34.917	38	Engstler L.	30.451	38	Engstler L.	25.489	38	Engstler L.	1:30.895	1:30.961	32
33	38	Engstler L.	34.955	3	Mazatis B.	30.485	3	Mazatis B.	25.799	3	Mazatis B.	1:31.201	1:31.581	33
34	21	Halder M.	35.195	21	Halder M.	30.823	21	Halder M.	25.837	21	Halder M.	1:31.855	1:32.007	34
35	10	Waldherr M.	37.922	10	Waldherr M.	33.904	10	Waldherr M.	27.671	10	Waldherr M.	1:39.497	1:42.118	35



Weather free practice 1

DMSB -Reg.No.: 233/15

11.09.2015, 12:05:00 - 12:35:00



Weather:

cloudy

