

ADAC Formel 4

Result List Race 3

Provisional



Sachsenring, Length: 3645 m

Air temperature: 35.7°C

Track temperature: 47.2°C

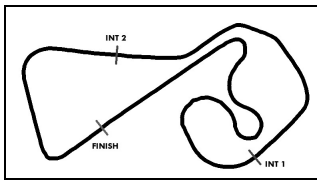
Weather condition: Dry

DMSB Reg. Nr.: 222/2015

Sunday 30.8.2015 16:15

started : 31 classified : 25 not classified : 6

#	Competitor	Sponsor	Laps	Total Time	Gap	Kph	Lap	Time	Kph
CI	Drivers	Car							
1	36 Van Amersfoort Racing J.Mawson(AUS)	ADAC Formel 4 powered by Abarth	18	31:16.486		125,9	16	1:21.079	161,8
2	27 HTP Juniorteam M.Dienst(DEU)	ADAC Formel 4 powered by Abarth	18	31:16.957	0.471	125,8	18	1:20.582	162,8
3	1 Neuhauser Racing K.Schramm(DEU)	ADAC Formel 4 powered by Abarth	18	31:18.153	1.667	125,8	11	1:21.726	160,6
4	6 ADAC Berlin-Brandenburg e.V. R M.Ortmann(DEU)	ADAC Formel 4 powered by Abarth	18	31:19.301	2.815	125,7	7	1:21.476	161,1
5	5 ADAC Berlin-Brandenburg e.V. R D.Beckmann(DEU)	ADAC Formel 4 powered by Abarth	18	31:19.784	3.298	125,7	17	1:21.561	160,9
6	7 Motopark J.Eriksson(SWE)	ADAC Formel 4 powered by Abarth	18	31:20.208	3.722	125,6	18	1:21.735	160,5
7	30 Team Timo Scheider J.Kremer(DEU)	ADAC Formel 4 powered by Abarth	18	31:21.881	5.395	125,5	18	1:22.236	159,6
8	2 Neuhauser Racing T.Zimmermann(DEU)	ADAC Formel 4 powered by Abarth	18	31:23.065	6.579	125,4	18	1:21.901	160,2
9	28 HTP Juniorteam J.Esmeijer(NLD)	ADAC Formel 4 powered by Abarth	18	31:23.290	6.804	125,4	16	1:22.199	159,6
10	4 ADAC Berlin-Brandenburg e.V. R.Shwartzman(RUS)	ADAC Formel 4 powered by Abarth	18	31:23.864	7.378	125,4	16	1:22.343	159,4
11	26 Van Amersfoort Racing H.Newey(GBR)	ADAC Formel 4 powered by Abarth	18	31:24.306	7.820	125,3	8	1:21.998	160,0
12	8 Motopark R J.Fittje(DEU)	ADAC Formel 4 powered by Abarth	18	31:25.953	9.467	125,2	7	1:22.133	159,8
13	15 Jenzer Motorsport GmbH D.Kolkmann(DEU)	ADAC Formel 4 powered by Abarth	18	31:26.242	9.756	125,2	18	1:22.378	159,3
14	13 Team piroports C.Piro(DEU)	ADAC Formel 4 powered by Abarth	18	31:27.882	11.396	125,1	7	1:22.793	158,5
15	31 ADAC Berlin-Brandenburg e.V. R Y.Shlom(RUS)	ADAC Formel 4 powered by Abarth	18	31:28.151	11.665	125,1	17	1:22.718	158,6
16	20 Nikolaj Rogivue N.Rogivue(CHE)	ADAC Formel 4 powered by Abarth	18	31:28.501	12.015	125,1	17	1:22.557	158,9
17	35 HTP Juniorteam R C.Schreiner(DEU)	ADAC Formel 4 powered by Abarth	18	31:29.950	13.464	125,0	17	1:23.148	157,8
18	25 Van Amersfoort Racing R M.Schumacher(DEU)	ADAC Formel 4 powered by Abarth	18	31:30.389	13.903	124,9	18	1:22.884	158,3
19	34 Toni Wolf R T.Wolf(DEU)	ADAC Formel 4 powered by Abarth	18	31:30.597	14.111	124,9	7	1:23.216	157,7
20	18 Race Performance G.Maggi(CHE)	ADAC Formel 4 powered by Abarth	18	31:30.671	14.185	124,9	17	1:23.207	157,7
21	77 Provily Racing R J.Van Uiter(NLD)	ADAC Formel 4 powered by Abarth	18	31:31.230	14.744	124,9	6	1:22.903	158,3
22	38 Liqui Moly Team Engstler R L.Engstler(DEU)	ADAC Formel 4 powered by Abarth	18	31:32.026	15.540	124,8	15	1:23.296	157,5
23	14 Jenzer Motorsport GmbH M.Müller-Crepon(DEU)	ADAC Formel 4 powered by Abarth	18	31:32.227	15.741	124,8	7	1:22.519	159,0
24	21 Liqui Moly Team Engstler R M.Halder(DEU)	ADAC Formel 4 powered by Abarth	18	31:33.371	16.885	124,7	18	1:23.505	157,1
25	3 ADAC Berlin-Brandenburg e.V. R B.Mazatis(DEU)	ADAC Formel 4 powered by Abarth	18	31:45.791	29.305	123,9	7	1:23.300	157,5



ADAC Formel 4

Result List Race 3

Provisional

DMSB Reg. Nr.: 222/2015

Sunday 30.8.2015 16:15



Sachsenring, Length: 3645 m
Air temperature: 35.7°C
Track temperature: 47.2°C
Weather condition: Dry

started : 31 classified : 25 not classified : 6

#	Competitor	Sponsor	Laps	Total Time	Gap	Kph	Lap	Time	Kph
CI	Drivers	Car							

not classified

10	Motopark M.Waldherr(DEU)	ADAC Formel 4 powered by Abarth	11	19:55.313	7LAPS	120,8	11	1:23.542	157,1
9	Motopark R J.Cecotto(VEN)	ADAC Formel 4 powered by Abarth	11	19:55.887	7LAPS	120,7	6	1:22.964	158,2
41	Jenzer Motorsport R N.Rindlisbacher(CHE)	ADAC Formel 4 powered by Abarth	7	12:53.102	11LAPS	118,8	7	1:23.049	158,0
55	Race Performance R M.Niederhauser(CHE)	ADAC Formel 4 powered by Abarth							
33	RS-Competition J.Jonck(DNK)	ADAC Formel 4 powered by Abarth							
16	Jenzer Motorsport GmbH M.Böckmann(DEU)	ADAC Formel 4 powered by Abarth							

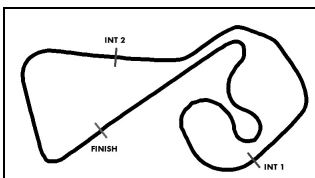
Fastest lap of the race. Car 27 driver Dienst on lap 18. Time 1:20.582, average speed 162,8 km/h.

Subject to final scrutineering!

Publications Time:

Clerk of the course:

Time Keeping:



ADAC Formel 4

Lap chart Race 3

Provisional

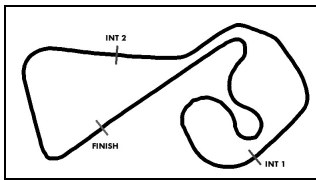


Sachsenring, Length: 3645 m

Sunday 30.8.2015 16:15

POS	1	2	3	4	5	6	7	8	9	10	11	12	13	14	15	16	17	18	19	20	21	22	23	24	25	26	27	28	29	30	31	32
LAP 1	1	6	36	5	25	7	2	27	30	14	8	9	26	13	15	20	28	35	38	4	18	21	34	31	77	41	3	10				
LAP 2	1	6	36	5	7	27	25	30	14	8	2	9	26	13	15	20	28	35	38	4	18	21	34	31	77	41	3	10				
LAP 3	1	6	36	5	7	27	30	14	8	9	26	13	15	20	28	35	38	4	18	21	34	31	77	41	3	10	25	2				
LAP 4	1	6	5	36	7	27	30	14	8	9	26	13	15	20	28	35	38	4	18	21	34	31	77	41	3	10	25	2				
LAP 5	1	6	5	7	27	36	30	14	8	9	26	13	15	20	28	4	35	38	34	18	31	10	21	2	77	25	41	3				
LAP 6	1	6	5	7	36	27	30	8	9	26	13	15	28	4	20	35	34	38	18	31	2	77	10	25	14	3	41	21				
LAP 7	1	6	5	36	27	7	30	8	26	9	13	28	15	4	20	35	34	31	2	18	25	77	10	14	3	41	21	38				
LAP 8	1	6	5	36	27	7	30	8	26	13	28	4	15	20	35	34	2	31	18	77	25	10	14	3	9	21	38					
LAP 9	1	6	5	36	27	7	30	8	26	13	28	4	15	20	35	34	2	31	18	77	25	10	14	3	9	21	38					
LAP 10	1	6	5	36	27	7	30	8	26	13	28	4	15	20	35	34	2	31	18	77	25	10	14	3	9	21	38					
LAP 11	1	6	36	5	27	7	30	8	26	28	13	4	15	2	20	35	34	31	18	77	10	25	14	9	3	38	21					
LAP 12	1	6	36	5	27	7	30	8	26	28	13	4	15	2	20	35	34	31	18	77	14	25	38	3	21							
LAP 13	1	6	36	5	27	7	30	8	26	28	13	4	15	2	20	35	34	31	18	77	14	25	38	3	21							
LAP 14	1	6	36	5	27	7	30	8	26	28	13	4	15	2	20	35	34	31	18	77	14	25	38	3	21							
LAP 15	1	6	36	5	27	7	30	8	26	28	2	4	13	15	20	31	35	34	18	77	25	38	3	14	21							
LAP 16	1	36	27	6	5	7	30	8	28	26	2	4	15	13	31	20	35	34	18	25	38	14	77	3	21							
LAP 17	36	1	27	6	5	7	30	28	8	26	2	4	15	13	31	20	35	18	34	25	38	14	77	21	3							
LAP 18	36	27	1	6	5	7	30	2	28	4	26	8	15	13	31	20	35	25	34	18	77	38	14	21	3							

. - PIT STOP ' - LAP BEHIND



ADAC Formel 4

Lap analysis Race 3

Provisional



Sachsenring, Length: 3645 m

Air temperature: 35.8°C

Track temperature: 47.3°C

Weather condition: Dry

DMSB Reg. Nr.: 222/2015

Sunday 30.8.2015 16:15

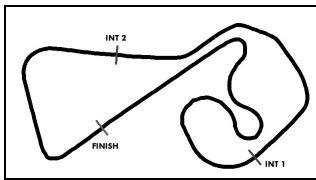
Lap	Time	SE1	SP1	SE2	SP2	SE3	SP3	TSP	Lap	Time	SE1	SP1	SE2	SP2	SE3	SP3	TSP
1	Kim Luis Schramm, DEU ,								theoretical besttime: 1:21.476								
1	1:24.997	43.080		18.226		23.691	122	104	10	2:15.496	1:08.328		29.615		37.553	154	98
2	2:22.567	1:04.654		42.362		35.551	115	134	11	1:21.726	42.143		17.940		21.643	157	193
3	2:26.580	1:08.268		42.343		35.969	118	121	12	1:34.528	42.833		23.892		27.803	130	194
4	2:15.122	1:05.436		31.012		38.674	154	125	13	2:18.139	1:08.328		34.385		35.426	116	146
5	1:22.634	42.555		18.169		21.910	158	192	14	2:10.707	1:05.040		29.745		35.922	155	117
6	1:22.116	42.256		18.076		21.784	158	194	15	1:21.781	42.090		18.029		21.662	158	194
7	1:21.793	41.986		18.042		21.765	158	194	16	1:21.777	41.920		18.056		21.801	156	195
8	1:21.761	42.074		18.035		21.652	157	194	17	1:22.513	42.757		18.139		21.617	156	195
9	2:11.793	1:02.692		32.488		36.613	96	168	18	1:22.123	42.394		18.113		21.616	158	195

2	Tim Zimmermann, DEU ,								theoretical besttime: 1:21.748								
1	1:28.113	44.883		18.342		24.888	96	118	10	2:10.805	1:08.231		30.019		32.555	155	107
2	2:26.289	1:05.288		42.888		38.113		126	11	1:22.510	42.100		18.485		21.925	156	198
3	2:42.076	1:33.556		32.012		36.508	103		12	1:35.433	43.212		24.814		27.407	129	198
4	2:02.415	1:02.329		30.368		29.718	157	127	13	2:19.503	1:08.877		33.718		36.908	105	155
5	1:24.724	43.363		19.167		22.194	156	199	14	2:05.816	1:03.023		31.050		31.743	155	137
6	1:22.261	42.169		18.301		21.791	155	200	15	1:22.508	42.318		18.382		21.808	151	200
7	1:23.479	43.040		18.244		22.195	153	199	16	1:22.214	42.381		18.010		21.823	154	195
8	1:23.868	42.115		18.325		23.428	147	197	17	1:22.867	42.572		18.334		21.961	155	200
9	2:06.283	56.015		32.210		38.058	108	168	18	1:21.901	41.957		18.163		21.781	157	198

3	Benjamin Mazatis, DEU ,								theoretical besttime: 1:23.067								
1	1:41.319	53.909		19.599		27.811	82	147	10	2:08.256	1:07.543		29.840		30.873	155	114
2	2:26.575	1:06.227		45.590		34.758	97	148	11	1:23.889	43.484		18.518		21.887	158	196
3	2:26.352	1:07.457		41.995		36.900	98	124	12	1:38.092	45.817		26.158		26.117	130	196
4	2:03.914	1:02.343		30.567		31.004	155	137	13	2:20.866	1:09.645		33.746		37.475	93	150
5	1:26.363	44.390		19.569		22.404	156	198	14	2:01.757	1:02.179		30.121		29.457	155	129
6	1:25.136	42.818		20.030		22.288	157	199	15	1:23.553	42.772		18.560		22.221	156	195
7	1:23.300	42.669		18.511		22.120	154	196	16	1:24.792	42.681		19.049		23.062	151	196
8	1:25.206	42.900		19.622		22.684	148	193	17	1:35.030	43.040		28.754		23.236	153	197
9	2:06.033	54.737		32.590		38.706	119	173	18	1:25.358	43.175		19.718		22.465	154	192

4	Robert Shwartzman, RUS ,								theoretical besttime: 1:21.831								
1	1:36.952	49.465		19.792		27.695	81	154	10	2:11.872	1:07.431		30.171		34.270	159	90
2	2:24.659	1:05.410		44.010		35.239	89	131	11	1:23.118	42.955		18.432		21.731	161	198
3	2:26.689	1:08.009		41.726		36.954	97	144	12	1:35.914	43.397		24.851		27.666	133	198
4	2:07.596	1:03.278		30.764		33.554	159	140	13	2:19.115	1:08.642		33.667		36.806	115	166
5	1:23.968	42.990		18.958		22.020	162	194	14	2:06.474	1:03.462		30.965		32.047	159	149
6	1:22.584	41.986		18.680		21.918	162	197	15	1:23.367	42.627		18.333		22.407	152	200
7	1:22.355	41.989		18.346		22.020	157	198	16	1:22.343	42.335		18.249		21.759	160	195
8	1:23.606	42.936		18.606		22.064	153	196	17	1:22.664	42.477		18.251		21.936	159	200
9	2:08.124	58.059		32.168		37.897	124	190	18	1:22.464	42.619		18.213		21.632	160	200

5	David Beckmann, DEU ,								theoretical besttime: 1:21.468								
1	1:26.281	43.998		18.450		23.833	96	110	10	2:14.322	1:07.941		29.859		36.522	157	98
2	2:23.867	1:05.113		42.238		36.516	99	132	11	1:22.769	42.498		18.163		22.108	157	197
3	2:26.319	1:07.691		42.723		35.905	97	133	12	1:34.253	42.465		23.812		27.976	136	196
4	2:14.812	1:05.314		31.009		38.489	156	155	13	2:19.003	1:08.533		34.361		36.109	98	142
5	1:22.177	42.301		18.215		21.661	161	193	14	2:09.161	1:04.275		30.002		34.884	159	157
6	1:21.977	42.145		18.120		21.712	159	197	15	1:22.709	42.716		18.119		21.874	156	200
7	1:21.615	41.935		18.028		21.652	160	196	16	1:23.100	42.357		18.396		22.347	156	195
8	1:21.821	42.014		18.136		21.671	159	197	17	1:21.561	41.939		17.930		21.692	160	195
9	2:12.357	1:02.673		32.350		37.334	100	196	18	1:21.680	42.018		17.881		21.781	160	198



ADAC Formel 4

Lap analysis Race 3

Provisional



Sachsenring, Length: 3645 m

Air temperature: 35.8°C

Track temperature: 47.3°C

Weather condition: Dry

DMSB Reg. Nr.: 222/2015

Sunday 30.8.2015 16:15

Lap	Time	SE1	SP1	SE2	SP2	SE3	SP3	TSP	Lap	Time	SE1	SP1	SE2	SP2	SE3	SP3	TSP
6	Mike David Ortmann, DEU ,								theoretical besttime: 1:21.451								
1	1:25.478	43.655		18.530		23.293	119	106	10	2:15.261	1:08.534		29.541		37.186	154	98
2	2:23.364	1:05.076		42.049		36.239	116	131	11	1:21.993	42.266		18.178		21.549	160	194
3	2:26.449	1:08.056		42.577		35.816	107	124	12	1:34.361	42.302		24.273		27.786	124	
4	2:14.324	1:05.534		30.594		38.196	157	129	13	2:18.768	1:08.562		34.334		35.872	105	157
5	1:23.098	42.880		18.390		21.828	159	195	14	2:09.870	1:04.500		29.907		35.463	157	118
6	1:22.014	41.958		18.300		21.756	159	196	15	1:22.044	42.286		18.163		21.595	159	195
7	1:21.476	41.791		18.111		21.574	159	195	16	1:23.412	42.598		19.057		21.757	159	196
8	1:21.979	42.167		18.173		21.639	160	196	17	1:21.656	41.847		18.175		21.634	158	196
9	2:11.922	1:02.929		32.224		36.769	119	182	18	1:21.832	41.941		18.238		21.653	158	195

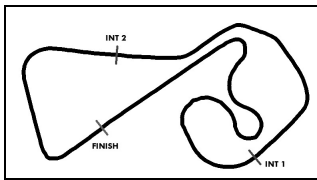
7	Joel Eriksson, SWE ,								theoretical besttime: 1:21.482								
1	1:27.599	45.221		18.155		24.223	95	124	10	2:13.450	1:08.236		29.839		35.375	155	83
2	2:23.727	1:05.463		42.776		35.488	101	124	11	1:22.533	42.549		18.192		21.792	155	199
3	2:26.039	1:07.388		42.947		35.704	109	132	12	1:34.798	43.516		23.359		27.923	144	198
4	2:14.618	1:05.296		31.262		38.060	155	125	13	2:19.333	1:09.308		33.341		36.684	95	137
5	1:21.984	42.273		18.007		21.704	155	195	14	2:08.285	1:04.584		29.723		33.978	155	141
6	1:21.983	42.284		18.026		21.673	155		15	1:22.513	42.826		18.016		21.671	157	199
7	1:22.972	42.738		18.285		21.949	156	197	16	1:22.877	42.320		18.266		22.291	157	199
8	1:22.234	42.560		18.031		21.643	155	196	17	1:21.759	42.140		18.018		21.601	156	199
9	2:11.769	1:02.268		32.312		37.189	105	164	18	1:21.735	41.969		17.912		21.854	156	200

8	Jannes Fittje, DEU ,								theoretical besttime: 1:21.906								
1	1:30.343	46.760		18.527		25.056	99	133	10	2:13.017	1:07.993		29.787		35.237	153	83
2	2:23.689	1:05.571		42.884		35.234	99	112	11	1:23.172	42.561		18.400		22.211	152	198
3	2:25.910	1:07.432		42.712		35.766	120	132	12	1:34.943	42.815		24.167		27.961	141	195
4	2:13.297	1:05.408		31.259		36.630	152	136	13	2:18.821	1:08.649		33.453		36.719	100	132
5	1:23.199	43.007		18.406		21.786	155	194	14	2:07.846	1:04.332		29.669		33.845	152	142
6	1:23.120	42.612		18.666		21.842	153	199	15	1:22.953	42.761		18.144		22.048	153	194
7	1:22.133	42.074		18.193		21.866	155	195	16	1:22.616	42.245		18.211		22.160	152	196
8	1:22.145	42.201		18.256		21.688	154	197	17	1:23.321	42.307		18.361		22.653	154	196
9	2:10.474	1:00.855		31.986		37.633	108	184	18	1:24.954	44.205		18.684		22.065	155	196

9	Jonathan Cecotto, VEN ,								theoretical besttime: 1:22.863								
1	1:30.833	46.943		18.565		25.325	110	133	7	1:23.297	43.076		18.219		22.002	155	196
2	2:23.642	1:05.744		42.698		35.200	105	124	8	1:35.311	44.144		28.023		23.144	140	194
3	2:26.341	1:07.675		42.608		36.058	109	148	9	2:06.523	54.754		32.351		39.418	113	167
4	2:12.531	1:05.500		30.659		36.372	155	121	10	2:07.588	1:07.445		29.551		30.592	154	129
5	1:23.622	43.330		18.302		21.990	155	194	11	1:23.235	42.979		18.385		21.871	157	199
6	1:22.964	42.785		18.320		21.859	152	197									

10	Michael Waldherr, DEU ,								theoretical besttime: 1:22.191								
1	2:04.682	1:18.003		23.336		23.343	152	75	7	1:23.556	43.597		18.176		21.783	155	186
2	2:03.833	44.440		45.371		34.022	102	194	8	1:25.400	42.732		18.533		24.135	137	199
3	2:26.646	1:07.339		42.558		36.749	101	134	9	2:07.019	55.880		32.448		38.691	113	159
4	2:03.198	1:02.038		30.692		30.468	156	129	10	2:08.683	1:07.619		29.925		31.139	156	110
5	1:24.842	43.072		19.294		22.476	152	201	11	1:23.542	42.687		18.366		22.489	151	201
6	1:23.912	42.232		18.425		23.255	124	197									

13	Cedric Piro, DEU ,								theoretical besttime: 1:22.450								
1	1:31.439	47.596		18.666		25.177	100	138	10	2:12.841	1:07.990		29.666		35.185	152	81
2	2:24.531	1:06.188		42.857		35.486	110	122	11	1:23.258	42.647		18.353		22.258	154	194
3	2:26.151	1:07.294		42.886		35.971	124	154	12	1:35.457	43.323		24.341		27.793	129	198
4	2:12.036	1:05.182		30.950		35.904	150	114	13	2:19.319	1:08.861		33.602		36.856	110	162
5	1:23.596	43.143		18.497		21.956	154	194	14	2:06.671	1:03.605		30.925		32.141	154	144
6	1:22.906	42.510		18.300		22.096	156	197	15	1:24.187	43.617		18.538		22.032	153	198
7	1:22.793	42.616		18.359		21.818	157	196	16	1:25.005	43.425		19.378		22.202	154	196
8	1:22.813	42.332		18.526		21.955	155	198	17	1:22.850	42.450		18.518		21.882	156	196
9	2:08.972	59.329		32.172		37.471	109	193	18	1:23.057	42.534		18.588		21.935	154	196



ADAC Formel 4

Lap analysis Race 3

Provisional



Sachsenring, Length: 3645 m

Air temperature: 35.8°C

Track temperature: 47.3°C

Weather condition: Dry

DMSB Reg. Nr.: 222/2015

Sunday 30.8.2015 16:15

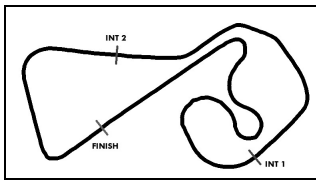
Lap	Time	SE1	SP1	SE2	SP2	SE3	SP3	TSP	Lap	Time	SE1	SP1	SE2	SP2	SE3	SP3	TSP
14	Moritz Müller-Crepon, DEU ,								theoretical besttime: 1:22.519								
1	1:29.759	46.167		18.633		24.959	98	133	10	2:08.653	1:07.683		30.028		30.942	151	111
2	2:23.604	1:05.502		42.750		35.352	105	122	11	1:23.528	43.011		18.359		22.158	152	196
3	2:25.755	1:07.478		42.797		35.480	118	125	12	1:37.120	44.651		25.524		26.945	124	197
4	2:13.828	1:05.557		30.966		37.305	153	132	13	2:19.912	1:09.229		33.903		36.780	91	166
5	1:23.217	42.822		18.397		21.998	154	193	14	2:03.198	1:02.441		31.001		29.756	153	123
6	1:33.108	49.909		20.949		22.250	153	192	15	1:25.121	42.682		19.450		22.989	155	197
7	1:22.519	42.320		18.345		21.854	153	193	16	1:24.098	42.563					151	197
8	1:25.211	42.370		18.655		24.186	148	196	17	1:23.093	42.372		18.432		22.289	150	194
9	2:06.496	55.500		32.399		38.597	115	168	18	1:24.007	43.119		18.625		22.263	152	193

15	David Kolkmann, DEU ,								theoretical besttime: 1:22.299								
1	1:31.798	47.292		18.797		25.709	103	134	10	2:11.831	1:07.490		30.056		34.285	154	89
2	2:24.826	1:06.461		42.810		35.555	114	123	11	1:23.143	42.788		18.384		21.971	156	193
3	2:26.241	1:07.331		42.930		35.980	113	147	12	1:35.829	43.284		25.077		27.468	128	195
4	2:11.473	1:04.985		31.049		35.439	153	120	13	2:19.351	1:08.759		33.705		36.887	109	163
5	1:23.941	43.251		18.683		22.007	156	193	14	2:06.116	1:03.143		31.184		31.789	154	139
6	1:22.821	42.416		18.449		21.956	154	193	15	1:23.889	43.519		18.408		21.962	154	195
7	1:23.677	42.509		18.467		22.701	147	195	16	1:24.196	43.039		19.164		21.993	154	198
8	1:23.979	43.346		18.574		22.059	153	192	17	1:22.461	42.251		18.334		21.876	156	193
9	2:08.292	58.076		32.213		38.003	117	180	18	1:22.378	42.330		18.180		21.868	154	193

18	Giorgio Maggi, CHE ,								theoretical besttime: 1:22.898								
1	1:37.450	49.041		20.114		28.295	75	155	10	2:09.516	1:07.665		30.306		31.545	157	121
2	2:25.338	1:05.364		44.271		35.703	95	128	11	1:23.593	42.918		18.339		22.336	156	197
3	2:26.556	1:07.644		41.871		37.041	98	141	12	1:37.385	44.394		26.021		26.970	128	197
4	2:06.784	1:02.964		30.620		33.200	159	132	13	2:19.575	1:08.943		34.056		36.576	95	161
5	1:25.320	43.391		19.888		22.041	157	198	14	2:03.594	1:02.670		31.131		29.793	159	134
6	1:23.974	42.810		18.608		22.556	154	196	15	1:23.755	42.946		18.414		22.395	154	200
7	1:24.139	42.706		18.588		22.845	155	193	16	1:24.906	43.498		19.100		22.308	156	197
8	1:24.866	42.742		18.527		23.597	136	196	17	1:23.207	42.518		18.462		22.227	157	196
9	2:07.010	55.719		32.743		38.548	108	169	18	1:23.703	42.596		18.427		22.680	153	195

20	Nikolaj Rogivue, CHE ,								theoretical besttime: 1:22.455								
1	1:32.143	48.203		18.588		25.352	99	140	10	2:11.516	1:07.543		30.064		33.909	156	96
2	2:25.294	1:06.687		42.744		35.863	109	121	11	1:23.933	42.815		18.402		22.716	156	
3	2:26.121	1:07.262		42.947		35.912	113	144	12	1:35.621	43.292		24.775		27.554	128	199
4	2:11.106	1:05.474		30.634		34.998	157	129	13	2:19.685	1:09.287		33.682		36.716	105	155
5	1:24.052	43.319		18.648		22.085	156	198	14	2:05.372	1:03.295		30.876		31.201	155	128
6	1:24.125	42.569		19.091		22.465	156	197	15	1:23.782	43.181		18.519		22.082	156	199
7	1:22.800	42.526		18.503		21.771	158	196	16	1:25.281	42.861		20.186		22.234	155	199
8	1:23.940	42.995		18.558		22.387	153	196	17	1:22.557	42.386		18.298		21.873	159	197
9	2:08.164	57.720		32.286		38.158	111	194	18	1:23.009	42.640		18.376		21.993	157	199

21	Michelle Halder, DEU ,								theoretical besttime: 1:23.312								
1	1:37.898	49.287		20.258		28.353	70	146	10	2:07.232	1:07.361		29.491		30.380	154	122
2	2:25.593	1:05.839		44.301		35.453	89	124	11	1:25.682	44.396		18.890		22.396	152	196
3	2:26.720	1:07.768		41.838		37.114	96	136	12	1:36.205	44.254		26.058		25.893	128	195
4	2:06.558	1:02.781		30.554		33.223	155	141	13	2:20.913	1:09.706		33.627		37.580	91	134
5	1:26.645	43.915		19.720		23.010	155	195	14	2:01.437	1:02.201		30.318		28.918	156	130
6	1:27.213	43.733		20.366		23.114	153	194	15	1:25.062	43.233		19.272		22.557	154	
7	1:24.317	43.345		18.696		22.276	156	194	16	1:23.969	42.845		18.792		22.332	158	196
8	1:24.878	42.851		19.152		22.875	149	195	17	1:23.531	42.519		18.787		22.225	157	197
9	2:06.013	54.279		32.274		39.460	105	167	18	1:23.505	42.712		18.586		22.207	156	196



ADAC Formel 4

Lap analysis Race 3

Provisional



Sachsenring, Length: 3645 m

Air temperature: 35.8°C

Track temperature: 47.3°C

Weather condition: Dry

DMSB Reg. Nr.: 222/2015

Sunday 30.8.2015 16:15

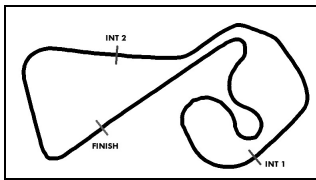
Lap	Time	SE1	SP1	SE2	SP2	SE3	SP3	TSP	Lap	Time	SE1	SP1	SE2	SP2	SE3	SP3	TSP
25	Mick Schumacher, DEU ,								theoretical besttime: 1:22.590								
1	1:26.782	44.508		18.532		23.742	88	115	10	2:08.988	1:07.888		29.870		31.230	155	113
2	2:25.808	1:05.533		42.163		38.112		130	11	1:23.959	43.173		18.259		22.527	151	197
3	2:43.309	1:26.989		39.515		36.805	93		12	1:37.994	45.586		26.008		26.400	128	197
4	2:02.678	1:02.033		30.609		30.036	158	118	13	2:19.889	1:09.141		33.736		37.012	87	144
5	1:25.543	43.072		19.659		22.812	151	199	14	2:02.712	1:02.419		30.924		29.369	159	147
6	1:23.213	42.500		18.652		22.061	144	196	15	1:23.142	42.704		18.505		21.933	157	196
7	1:22.955	42.640		18.362		21.953	152	190	16	1:24.834	43.405		19.069		22.360	152	200
8	1:24.981	42.790		18.580		23.611	122	194	17	1:23.465	42.802		18.308		22.355	153	199
9	2:07.253	56.161		32.542		38.550	100	158	18	1:22.884	42.438		18.219		22.227	154	197

26	Harrison Newey, GBR ,								theoretical besttime: 1:21.854								
1	1:31.432	45.505		18.268		27.659	113	111	10	2:12.918	1:07.959		29.722		35.237	153	86
2	2:23.448	1:05.527		42.896		35.025	112	128	11	1:22.913	42.471		18.231		22.211	153	194
3	2:26.397	1:07.927		42.709		35.761	110	155	12	1:35.396	43.185		24.173		28.038	129	196
4	2:12.352	1:05.527		30.704		36.121	153	117	13	2:18.680	1:08.484		33.535		36.661	105	141
5	1:23.570	43.234		18.315		22.021	153	193	14	2:07.624	1:04.225		30.287		33.112	153	
6	1:23.033	42.845		18.303		21.885	154	196	15	1:23.081	42.772		18.060		22.249	151	197
7	1:22.100	42.230		18.068		21.802	155	195	16	1:22.552	42.653		18.067		21.832	154	193
8	1:21.998	42.089		18.168		21.741	156	191	17	1:23.100	42.694		18.115		22.291	155	197
9	2:10.466	1:00.774		32.195		37.497	117	172	18	1:23.246	43.316		18.024		21.906	156	193

27	Marvin Dienst, DEU ,								theoretical besttime: 1:20.582								
1	1:28.695	45.709		18.338		24.648	95	126	10	2:13.897	1:07.766		29.870		36.261	159	87
2	2:23.308	1:05.217		42.894		35.197	104	123	11	1:22.451	42.530		18.168		21.753	160	199
3	2:25.983	1:07.409		42.875		35.699	112	126	12	1:34.279	42.603		23.818		27.858	133	199
4	2:14.237	1:05.260		31.206		37.771	159	134	13	2:19.307	1:08.812		34.232		36.263	102	151
5	1:21.902	42.329		18.083		21.490	160	197	14	2:08.894	1:04.243		29.864		34.787	159	138
6	1:22.277	42.730		18.062		21.485	161	198	15	1:22.553	42.742		18.135		21.676	157	199
7	1:21.203	41.722		17.948		21.533	161	201	16	1:21.600	41.563		18.568		21.469	160	196
8	1:21.771	42.117		18.117		21.537	161	200	17	1:21.219	41.289		18.253		21.677	160	197
9	2:12.799	1:03.044		32.460		37.295	101	169	18	1:20.582	41.288		17.907		21.387	161	199

28	Janneau Esmeijer, NLD ,								theoretical besttime: 1:21.517								
1	1:33.185	48.404		18.921		25.860	92	154	10	2:12.243	1:07.518		30.071		34.654	154	94
2	2:25.703	1:06.490		44.595		34.618	108	134	11	1:22.660	42.695		18.322		21.643	156	197
3	2:26.120	1:07.339		42.764		36.017	113	153	12	1:35.548	43.321		24.248		27.979	124	201
4	2:10.003	1:04.472		30.643		34.888	157	137	13	2:19.288	1:08.857		33.204		37.227	107	155
5	1:23.996	43.104		18.928		21.964	159	197	14	2:06.832	1:03.691		30.341		32.800	155	134
6	1:22.917	42.430		18.644		21.843	159	200	15	1:22.984	42.827		18.091		22.066	154	200
7	1:22.604	41.881		18.442		22.281	154	197	16	1:22.199	42.143		18.148		21.908	157	197
8	1:23.507	42.960		18.537		22.010	156	195	17	1:23.096	42.539		18.206		22.351	154	198
9	2:07.940	58.135		31.993		37.812	120	194	18	1:22.465	42.740		18.180		21.545	161	196

30	Jason Kremer, DEU ,								theoretical besttime: 1:22.020								
1	1:29.252	45.931		18.542		24.779	99	127	10	2:13.047	1:08.027		29.690		35.330	154	85
2	2:23.498	1:05.427		42.817		35.254	110	123	11	1:22.646	42.606		18.275		21.765	155	194
3	2:25.891	1:07.520		42.791		35.580	116	128	12	1:34.929	43.174		24.165		27.590	144	193
4	2:13.880	1:05.419		30.952		37.509	157	134	13	2:19.339	1:09.174		33.403		36.762	98	133
5	1:22.798	42.828		18.242		21.728	156	193	14	2:07.863	1:04.431		29.569		33.863	155	132
6	1:23.417	43.053		18.610		21.754	157	194	15	1:22.935	42.823		18.257		21.855	156	197
7	1:22.429	42.104		18.485		21.840	156	194	16	1:22.487	42.248		18.340		21.899	156	194
8	1:22.297	42.157		18.349		21.791	157	194	17	1:22.565	42.610		18.188		21.767	156	195
9	2:10.372	1:00.870		31.913		37.589	110	195	18	1:22.236	42.114		18.316		21.806	156	194



ADAC Formel 4

Lap analysis Race 3

Provisional



Sachsenring, Length: 3645 m

Air temperature: 35.8°C

Track temperature: 47.3°C

Weather condition: Dry

DMSB Reg. Nr.: 222/2015

Sunday 30.8.2015 16:15

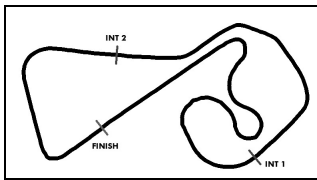
Lap	Time	SE1	SP1	SE2	SP2	SE3	SP3	TSP	Lap	Time	SE1	SP1	SE2	SP2	SE3	SP3	TSP
31	Yan Leon Shlom, RUS ,								theoretical besttime: 1:22.488								
1	1:39.024	49.979		20.611		28.434	75		10	2:10.269	1:08.110		30.400		31.759	155	116
2	2:26.386	1:06.352		45.120		34.914	78	130	11	1:23.650	42.815		18.439		22.396	154	194
3	2:26.587	1:07.858		42.491		36.238	96	123	12	1:36.887	44.217		25.943		26.727	133	196
4	2:05.269	1:02.872		30.894		31.503	156	136	13	2:19.632	1:09.255		33.658		36.719	93	151
5	1:25.222	43.984		19.256		21.982	154	194	14	2:03.996	1:02.839		31.107		30.050	156	132
6	1:23.208	42.576		18.512		22.120	154	194	15	1:23.596	42.950		18.527		22.119	153	196
7	1:23.406	42.790		18.400		22.216	152	196	16	1:23.971	42.487		19.433		22.051	155	194
8	1:24.789	42.738		18.264		23.787	138	192	17	1:22.718	42.306		18.494		21.918	157	195
9	2:06.521	55.851		32.512		38.158	110	173	18	1:23.020	42.380		18.700		21.940	156	196

34	Toni Wolf, DEU ,								theoretical besttime: 1:22.898								
1	1:38.448	50.293		20.057		28.098	72		10	2:10.976	1:08.182		30.089		32.705	155	113
2	2:25.856	1:06.022		44.345		35.489	87	125	11	1:23.966	43.066		18.630		22.270	153	199
3	2:26.601	1:07.839		41.792		36.970	96	124	12	1:36.341	43.621		26.088		26.632	142	200
4	2:06.040	1:02.855		30.615		32.570	154	135	13	2:19.398	1:09.449		33.204		36.745	105	145
5	1:23.987	42.878		19.081		22.028	159	199	14	2:04.739	1:03.249		30.651		30.839	157	125
6	1:24.084	42.899		18.599		22.586	155	197	15	1:24.154	42.956		18.736		22.462	152	198
7	1:23.216	42.653		18.464		22.099	159	195	16	1:24.920	42.805		19.642		22.473	157	195
8	1:24.531	42.622		18.634		23.275	150	199	17	1:23.651	43.027		18.357		22.267	157	198
9	2:06.305	56.143		32.229		37.933	109	189	18	1:23.384	42.997		18.248		22.139	155	200

35	Carrie Schreiner, DEU ,								theoretical besttime: 1:22.959								
1	1:35.515	48.759		20.000		26.756	95	142	10	2:11.284	1:07.936		29.836		33.512	156	109
2	2:24.078	1:05.407		43.743		34.928	108	136	11	1:23.906	43.052		18.654		22.200	154	196
3	2:26.767	1:08.345		42.266		36.156	112	136	12	1:35.615	43.587		25.864		26.164	135	197
4	2:09.176	1:04.038		30.149		34.989	154	140	13	2:19.647	1:09.729		33.254		36.664	107	146
5	1:24.890	43.158		19.036		22.696	157	195	14	2:05.285	1:03.344		30.704		31.237	156	122
6	1:24.120	42.882		18.820		22.418	157	196	15	1:24.196	42.933		18.703		22.560	150	197
7	1:23.451	42.504		18.742		22.205	158	196	16	1:24.905	42.710		19.688		22.507	154	197
8	1:24.455	42.583		18.754		23.118	151	195	17	1:23.148	42.464		18.584		22.100	158	198
9	2:06.153	55.951		32.014		38.188	106	193	18	1:23.359	42.275		18.789		22.295	156	197

36	Joey Mawson, AUS ,								theoretical besttime: 1:20.957								
1	1:26.120	44.243		18.296		23.581	95	118	10	2:14.043	1:07.899		29.771		36.373	157	94
2	2:23.397	1:04.891		42.079		36.427	103	141	11	1:22.442	42.677		17.982		21.783	153	199
3	2:26.455	1:07.898		42.456		36.101	96	144	12	1:33.948	42.234		23.779		27.935	137	195
4	2:15.934	1:05.250		30.879		39.805	149	154	13	2:18.895	1:08.535		34.320		36.040	102	152
5	1:22.618	42.868		18.185		21.565	159	190	14	2:09.506	1:04.335		29.940		35.231	158	138
6	1:21.674	41.998		18.023		21.653	159	196	15	1:22.205	42.610		17.992		21.603	160	198
7	1:21.162	41.642		18.000		21.520	159	198	16	1:21.079	41.701		17.870		21.508	159	200
8	1:21.852	42.050		18.084		21.718	157	199	17	1:21.547	41.939		18.109		21.499	159	199
9	2:12.485	1:02.618		32.664		37.203	102	176	18	1:21.124	41.588		18.026		21.510	157	196

38	Luca Engstler, DEU ,								theoretical besttime: 1:22.867								
1	1:36.554	48.907		19.963		27.684	82	139	10	2:05.905	1:06.607		29.439		29.859	154	135
2	2:24.518	1:05.456		43.751		35.311	82	131	11	1:23.801	43.179		18.663		21.959	157	196
3	2:26.810	1:08.172		41.783		36.855	97	146	12	1:37.039	44.549		26.164		26.326	122	196
4	2:07.943	1:03.278		30.280		34.385	151	141	13	2:20.562	1:09.551		33.516		37.495	88	150
5	1:24.880	43.596		18.989		22.295	156	193	14	2:01.926	1:02.295		30.266		29.365	159	139
6	1:24.609	42.892		18.733		22.984	150	197	15	1:23.296	42.736		18.636		21.924	159	196
7	1:39.753	56.748		20.552		22.453	158	191	16	1:24.511	43.235		18.943		22.333	158	196
8	1:23.485	42.558		18.690		22.237	159	194	17	1:23.591	42.893		18.385		22.313	154	199
9	1:58.800	46.560		32.147		40.093	89	194	18	1:24.043	42.742		18.561		22.740	155	194



ADAC Formel 4

Lap analysis Race 3

Provisional



Sachsenring, Length: 3645 m

Air temperature: 35.8°C

Track temperature: 47.3°C

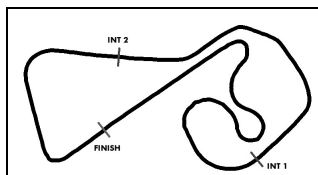
Weather condition: Dry

DMSB Reg. Nr.: 222/2015

Sunday 30.8.2015 16:15

Lap	Time	SE1	SP1	SE2	SP2	SE3	SP3	TSP	Lap	Time	SE1	SP1	SE2	SP2	SE3	SP3	TSP
41	Nico Rindlisbacher, CHE ,								theoretical besttime: 1:23.049								
1	1:40.523	51.258		21.301		27.964	82	158	5	1:26.461	44.338		19.688		22.435	153	197
2	2:26.488	1:06.499		45.137		34.852	94	129	6	1:25.745	43.417		20.014		22.314	156	198
3	2:26.466	1:07.770		42.021		36.675	97	135	7	1:23.049	42.566		18.379		22.104	155	197
4	2:04.370	1:02.706		30.402		31.262	154	143									

77	Job Van Uitert, NLD ,								theoretical besttime: 1:22.590								
1	1:39.496	50.814		21.316		27.366	79	157	10	2:09.457	1:07.784		30.070		31.603	154	118
2	2:26.817	1:06.306		45.488		35.023	100	133	11	1:23.272	42.653		18.363		22.256	158	196
3	2:26.432	1:07.624		42.202		36.606	94	137	12	1:37.634	44.740		25.993		26.901	134	196
4	2:04.881	1:03.022		30.353		31.506	158	143	13	2:19.717	1:09.083		34.015		36.619	90	172
5	1:26.148	43.209		20.288		22.651	156	197	14	2:03.487	1:02.546		31.083		29.858	156	131
6	1:22.903	42.463		18.599		21.841	157	200	15	1:23.452	42.733		18.466		22.253	158	197
7	1:23.625	42.865		18.338		22.422	151	195	16	1:26.384	42.954		20.579		22.851	154	199
8	1:24.564	42.568		18.595		23.401	129	195	17	1:22.948	42.638		18.312		21.998	152	196
9	2:07.075	55.983		32.654		38.438	106	162	18	1:22.938	42.583		18.540		21.815	154	196



ADAC Formel 4

Vmax list Race 3

Provisional

DMSB Reg. Nr.: 222/2015

Sunday 30.8.2015 16:15



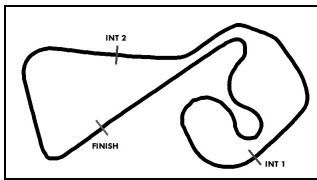
Sachsenring, Length: 3645 m

Air temperature: 35.8°C

Track temperature: 47.4°C

Weather condition: Dry

Nr	Team, Car, Driver, Nat	Top speed
10	Motopark, ADAC Formel 4 powered by Abarth Waldherr Michael , DEU	201,15 km/h
28	HTP Juniorteam, ADAC Formel 4 powered by Abarth Esmeijer Janneau , NLD	200,93 km/h
27	HTP Juniorteam, ADAC Formel 4 powered by Abarth Dienst Marvin , DEU	200,59 km/h
4	Mücke-Motorsport, ADAC Formel 4 powered by Abarth Shwartzman Robert , RUS	200,48 km/h
18	Race Performance, ADAC Formel 4 powered by Abarth Maggi Giorgio , CHE	200,22 km/h
25	Van Amersfoort Racing, ADAC Formel 4 powered by Abarth Schumacher Mick , DEU	200,19 km/h
34	Toni Wolf, ADAC Formel 4 powered by Abarth Wolf Toni , DEU	199,93 km/h
2	Neuhauser Racing Team, ADAC Formel 4 powered by Abarth Zimmermann Tim , DEU	199,85 km/h
7	Motopark, ADAC Formel 4 powered by Abarth Eriksson Joel , SWE	199,78 km/h
77	Provily Racing, ADAC Formel 4 powered by Abarth Van Uiter Job , NLD	199,78 km/h
36	Van Amersfoort Racing, ADAC Formel 4 powered by Abarth Mawson Joey , AUS	199,70 km/h
5	Mücke-Motorsport, ADAC Formel 4 powered by Abarth Beckmann David , DEU	199,52 km/h
9	Motopark, ADAC Formel 4 powered by Abarth Cecotto Jonathan , VEN	199,45 km/h
20	Nikolaj Rogivue, ADAC Formel 4 powered by Abarth Rogivue Nikolaj , CHE	199,37 km/h
8	Motopark, ADAC Formel 4 powered by Abarth Fittje Jannes , DEU	199,15 km/h
38	Liqui Moly Team Engstler, ADAC Formel 4 powered by Abarth Engstler Luca , DEU	198,82 km/h
3	Mücke-Motorsport, ADAC Formel 4 powered by Abarth Mazatis Benjamin , DEU	198,71 km/h
13	Team piroports, ADAC Formel 4 powered by Abarth Piro Cedric , DEU	198,31 km/h
15	Jenzer Motorsport, ADAC Formel 4 powered by Abarth Kolkmann David , DEU	197,91 km/h
41	Jenzer Motorsport, ADAC Formel 4 powered by Abarth Rindlisbacher Nico , CHE	197,62 km/h
35	HTP Juniorteam, ADAC Formel 4 powered by Abarth Schreiner Carrie , DEU	197,55 km/h



ADAC Formel 4

Vmax list Race 3

Provisional

DMSB Reg. Nr.: 222/2015

Sunday 30.8.2015 16:15



Sachsenring, Length: 3645 m
Air temperature: 35.8°C
Track temperature: 47.4°C
Weather condition: Dry

Nr	Team, Car, Driver, Nat	Top speed
30	Team Timo Scheider, ADAC Formel 4 powered by Abarth Kremer Jason , DEU	197,26 km/h
14	Jenzer Motorsport, ADAC Formel 4 powered by Abarth Müller-Crepon Moritz , DEU	197,19 km/h
21	Liqui Moly Team Engstler, ADAC Formel 4 powered by Abarth Halder Michelle , DEU	197,19 km/h
26	Van Amersfoort Racing, ADAC Formel 4 powered by Abarth Newey Harrison , GBR	196,72 km/h
6	Mücke-Motorsport, ADAC Formel 4 powered by Abarth Ortmann Mike David , DEU	196,44 km/h
31	Mücke-Motorsport, ADAC Formel 4 powered by Abarth Shlom Yan Leon , RUS	195,97 km/h
1	Neuhauser Racing Team, ADAC Formel 4 powered by Abarth Schramm Kim Luis , DEU	195,40 km/h
55	Race Performance, ADAC Formel 4 powered by Abarth Niederhauser Marylin , CHE	km/h
33	RS Competition, ADAC Formel 4 powered by Abarth Jonck Jan , DNK	km/h
16	Jenzer Motorsport, ADAC Formel 4 powered by Abarth Böckmann Marek , DEU	km/h