



ADAC GT Masters

Results Race 2

Provisional



Sachsenring, Length: 3645 m

Air temperature: 35.1°C

Track temperature: 53.3°C

Weather condition: Dry

DMSB Reg. Nr.: 223/2015

Sunday 30.8.2015 13:15

started : 19 classified : 17 not classified : 2

	Drivers	Team	Car	Laps	Total Time	Gap	Kph	Lap	Time	Kph
1	1 S.Wackerbauer/K.van der Linde	C. Abt Racing	Audi R8 LMS ultra	41	1:00:09.943		149,0	5	1:22.038	160,0
2	8 C.Schmid/F.Hamprecht	Bentley Team HTP	Bentley Continental GT3	41	1:00:10.619	0.676	149,0	4	1:21.727	160,6
3	36 M.Ragginger/K.Bachler	Schütz Motorsport	Porsche 911 GT3 R	41	1:00:22.005	12.062	148,5	4	1:21.619	160,8
4	7 L.Stolz/M.Buhk	Bentley Team HTP	Bentley Continental GT3	41	1:00:22.357	12.414	148,5	7	1:21.851	160,3
5	42 H.Proczyk/A.Simonsen	HP Racing	Mercedes-Benz SLS AMG GT3	41	1:00:23.080	13.137	148,5	8	1:22.225	159,6
6	24 F.Stoll/M.Basseng	kfzteile24 MS RACING	Audi R8 LMS ultra	41	1:00:23.724	13.781	148,5	4	1:22.568	158,9
7	16 P.Geipel/R.Frey	YACO Racing	Audi R8 LMS ultra	41	1:00:24.245	14.302	148,4	5	1:22.889	158,3
8	80 D.Baumann/J.Klingmann	BMW Sports Trophy Team Schubert	BMW Z4 GT3	41	1:00:26.717	16.774	148,3	5	1:22.736	158,6
9	2 J.Pepper/N.Thiim	C. Abt Racing	Audi R8 LMS ultra	41	1:00:31.243	21.300	148,2	8	1:22.386	159,3
10	66 A.Wirth/D.Keilwitz	Callaway Competition	Corvette Z06.R GT3	41	1:00:35.351	25.408	148,0	4	1:22.588	158,9
11	12 L.Marionek/M.Palttala	Senkyr Motorsport	BMW Z4 GT3	41	1:00:39.968	30.025	147,8	18	1:22.915	158,3
12	22 F.Scholze(*G*)/D.Jöst(*G*)	MRS GT Racing	Nissan GT-R Nismo GT3	41	1:00:47.584	37.641	147,5	3	1:23.375	157,4
13	23 M.Gassner(*G*)/F.Strauss	MRS GT Racing	Nissan GT-R Nismo GT3	41	1:00:49.200	39.257	147,4	6	1:23.437	157,3
14	19 C.Hürtgen/U.Alzen	BMW Sports Trophy Team Schubert	BMW Z4 GT3	41	1:01:09.222	59.279	146,6	3	1:23.310	157,5
15	69 D.Alessi/P.Assenheimer	Callaway Competition	Corvette Z06.R GT3	40	59:13.728	1 LAP	147,7	3	1:23.256	157,6
16	25 A.von Thurn und Taxis/T.Enge	Reiter Engineering	Lamborghini Gallardo R-EX	39	58:20.133	2LAPS	146,2	5	1:22.822	158,4
17	21 S.Asch/L.Ludwig	Team Zakspeed	Mercedes-Benz SLS AMG GT3	37	55:13.266	4LAPS	146,5	4	1:22.893	158,3
not classified										
	3 A.Weishaupt(*G*)/C.Jöns	C. Abt Racing	Audi R8 LMS ultra	26	38:38.132	15LAPS	147,2	8	1:22.335	159,4
	100 D.Dobitsch/E.Sandström	kfzteile24 MS RACING	Audi R8 LMS ultra	21	28:59.225	20LAPS	158,4	5	1:22.289	159,5

Fastest lap of the race. Car 36 driver Bachler on lap 4. Time 1:21.619, average speed 160,8 km/h.

Following race director decision no. 27 drive trough penalty in exchange a time penalty of 30 seconds for car no. 19

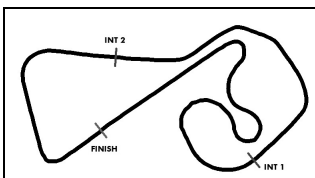
(*G*) marks the gentlemen driver

Subject to final scrutineering!

Publications Time:

Clerk of the course:

Time Keeping:



ADAC GT Masters

Lap chart Race 2

Provisional

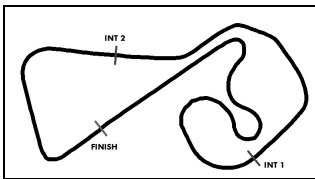


Sachsenring, Length: 3645 m

Sunday 30.8.2015 13:15

POS	1	2	3	4	5	6	7	8	9	10	11	12	13	14	15	16	17	18	19	20
LAP 1	36	8	1	42	100	2	3	24	66	7	25	80	16	21	69	22	23	12	19	
LAP 2	36	8	1	42	100	2	3	24	66	7	25	80	16	21	69	22	23	12	19	
LAP 3	36	8	1	42	100	2	3	24	66	7	25	80	16	21	69	22	23	19	12	
LAP 4	36	8	1	42	100	2	3	24	66	7	25	80	16	21	69	22	23	19	12	
LAP 5	36	8	1	42	100	2	3	24	66	7	25	80	16	21	69	22	23	19	12	
LAP 6	36	8	1	42	100	2	3	24	7	66	25	80	16	21	69	22	23	19	12	
LAP 7	36	8	1	42	100	2	3	24	7	66	25	80	16	21	69	22	23	19	12	
LAP 8	36	8	1	42	100	2	3	24	7	66	25	80	16	21	69	22	23	19	12	
LAP 9	36	8	1	42	100	2	3	24	7	66	25	80	16	21	69	22	23	19	12	
LAP 10	36	8	1	42	100	2	3	24	7	66	25	80	16	21	69	22	23	19	12	
LAP 11	36	8	1	42	100	2	3	24	7	66	25	80	16	21	69	22	23	19	12	
LAP 12	36	8	1	42	100	2	3	24	7	66	25	80	16	21	69	22	23	19	12	
LAP 13	36	8	1	42	100	2	3	24	7	66	25	80	16	21	69	22	19	23	12	
LAP 14	36	8	1	42	100	2	3	24	7	66	25	80	16	21	69	22	19	23	12	
LAP 15	36	8	1	42	100	2	3	24	7	66	25	80	16	21	69	22	19	23	12	
LAP 16	36	8	1	42	100	2	24	7	3	66	25	80	16	21	69	22	19	23	12	
LAP 17	36	8	1	42	100	2	7	24	3	66	25	80	16	21	69	22	19	12	23	
LAP 18	36	8	1	42	100	2	7	24	3	66	25	.80	.16	.21	69	19	12	.22	23	
LAP 19	36	1	.8	42	100	2	7	.24	3	66	25	.69	19	12	.23	80'	16'	21'	22'	
LAP 20	1	.36	42	100	2	.7	.3	66	.25	12	.19	8	24'	80'	16'	21'	69'	22'	23'	
LAP 21	1	42	2	100	66	12	8	36	7	24'	80'	16'	3'	25'	21'	19'	69'	22'	23'	
LAP 22	1	42	.2	.66	12	8	36	7	24'	80'	16'	3'	25'	21'	19'	69'	22'	23'		
LAP 23	.1	.42	.12	8	36	7	2	24	80	16	66	25	21	3	19	69	22	23		
LAP 24	1	8	36	42	7	2	24	80	16	66	25	21	3	19	12	69	22	23		
LAP 25	1	8	36	42	7	2	24	80	16	66	25	21	3	19	12	69	22	23		
LAP 26	1	8	36	42	7	2	24	80	16	66	25	21	3	19	12	69	22	23		
LAP 27	1	8	36	42	7	2	24	80	16	66	25	21	19	69	12	22	23			
LAP 28	1	8	36	42	7	2	24	80	16	66	25	21	19	69	12	22	23			
LAP 29	1	8	36	42	7	2	24	80	16	66	25	21	19	69	12	22	23			
LAP 30	1	8	36	7	42	24	2	80	16	66	25	21	19	69	12	22	23			
LAP 31	1	8	36	7	42	24	2	80	16	66	25	21	19	69	12	22	23			
LAP 32	1	8	36	7	42	24	80	2	16	66	25	21	19	69	12	22	23			
LAP 33	1	8	36	7	42	24	80	2	16	66	25	21	19	69	12	22	23			
LAP 34	1	8	36	7	42	24	80	16	2	66	25	21	19	69	12	22	23			
LAP 35	1	8	36	7	42	24	80	16	2	66	25	21	19	69	12	22	23			

. - PIT STOP ' - LAP BEHIND



ADAC GT Masters

Lap chart Race 2

Provisional

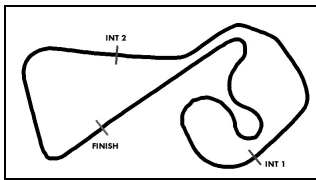


Sachsenring, Length: 3645 m

Sunday 30.8.2015 13:15

POS	1	2	3	4	5	6	7	8	9	10	11	12	13	14	15	16	17	18	19	20	
LAP 36	1	8	36	7	42	24	80	16	2	66	25	21	19	69	12	22	23				
LAP 37	1	8	36	7	42	24	80	16	2	66	25	69	19	12	22	23	.21				
LAP 38	1	8	7	36	42	24	16	80	2	66	25	69	19	12	22	23					
LAP 39	1	8	7	36	42	24	16	80	2	66	69	19	12	22	23	.25					
LAP 40	1	8	36	7	42	24	16	80	2	66	69	19	12	22	23						
LAP 41	1	8	36	7	42	24	16	80	2	66	19	12	22	23							

. - PIT STOP ' - LAP BEHIND



ADAC GT Masters

Lap analysis Race 2

Provisional



Sachsenring, Length: 3645 m

Air temperature: 35.2°C

Track temperature: 53.3°C

Weather condition: Dry

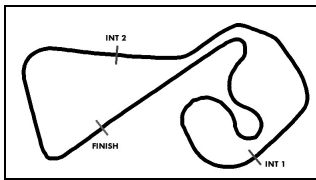
DMSB Reg. Nr.: 223/2015

Sunday 30.8.2015 13:15

Lap	Time	SE1	SP1	SE2	SP2	SE3	SP3	TSP	Lap	Time	SE1	SP1	SE2	SP2	SE3	SP3	TSP
1 Stefan Wackerbauer, DEU/ Kelvin van der Linde, ZAF									theoretical besttime: 1:21.865								
1	1:22.649	42.425		18.472		21.752	165	189	22	1:22.771	42.732		18.283		21.756	164	213
2	1:22.470	42.672		18.211		21.587	165	213	23	1:25.682	42.650		18.223		24.809		213
3	1:22.337	42.452		18.245		21.640	166	213	24	2:28.810	1:47.362		18.471		22.977	144	
4	1:22.419	42.532		18.288		21.599	164	213	25	2:08.080	57.034		34.258		36.788	107	187
5	1:22.038	42.360		18.053		21.625	167	213	26	2:16.720	1:08.825		31.741		36.154	161	107
6	1:22.203	42.509		18.105		21.589	167	215	27	1:26.226	44.057		18.462		23.707	153	211
7	1:22.189	42.332		18.189		21.668	167	214	28	2:12.655	1:00.189		35.306		37.160	164	183
8	1:22.180	42.326		18.168		21.686	166	214	29	1:23.576	43.336		18.399		21.841	165	212
9	1:22.296	42.414		18.159		21.723	166	214	30	1:23.167	43.130		18.187		21.850	165	213
10	1:22.431	42.608		18.206		21.617	166	213	31	1:22.935	42.993		18.115		21.827	163	214
11	1:22.419	42.456		18.244		21.719	166	213	32	1:22.577	42.782		18.096		21.699	166	214
12	1:22.426	42.510		18.267		21.649	164	213	33	1:22.766	42.873		18.165		21.728	166	214
13	1:22.426	42.597		18.226		21.603	166	213	34	1:22.795	42.821		18.135		21.839	163	214
14	1:22.392	42.598		18.137		21.657	166	213	35	1:23.136	43.013		18.112		22.011	163	214
15	1:22.663	42.754		18.149		21.760	165	213	36	1:23.072	42.906		18.250		21.916	164	214
16	1:22.632	42.742		18.178		21.712	166	213	37	1:22.629	42.885		18.079		21.665	163	214
17	1:22.743	42.929		18.136		21.678	165	213	38	1:22.794	42.961		18.078		21.755	164	215
18	1:22.346	42.606		18.127		21.613	165	214	39	1:22.755	42.715		18.208		21.832	167	215
19	1:23.016	42.806		18.485		21.725	166	214	40	1:22.690	42.840		18.132		21.718	169	215
20	1:22.653	42.784		18.212		21.657	163	214	41	1:23.104	43.234		18.058		21.812	165	215
21	1:22.075	42.536		18.048		21.491	168	213									

Lap	Time	SE1	SP1	SE2	SP2	SE3	SP3	TSP	Lap	Time	SE1	SP1	SE2	SP2	SE3	SP3	TSP
2 Jordan Lee Pepper, ZAF/ Nicki Thiim, DNK									theoretical besttime: 1:22.084								
1	1:23.879	43.373		18.682		21.824	168	192	22	1:28.070	43.566		19.261		25.243		214
2	1:23.009	42.884		18.435		21.690	163	214	23	2:30.364	1:49.091		18.978		22.295	163	
3	1:22.669	42.561		18.349		21.759	166	213	24	1:24.805	43.139		18.598		23.068	154	214
4	1:22.515	42.235		18.456		21.824	166	213	25	1:58.978	48.331		32.946		37.701	104	209
5	1:22.534	42.372		18.499		21.663	166	215	26	2:13.599	1:08.660		31.029		33.910	163	109
6	1:22.431	42.553		18.267		21.611	162	214	27	1:29.150	44.779		18.902		25.469	133	213
7	1:22.594	42.371		18.519		21.704	164	214	28	2:10.560	59.557		35.733		35.270	164	164
8	1:22.386	42.334		18.245		21.807	165	214	29	1:24.425	43.595		18.669		22.161	165	214
9	1:22.616	42.447		18.351		21.818	164	214	30	1:25.546	44.314		18.684		22.548	160	214
10	1:22.866	42.456		18.501		21.909	165	213	31	1:24.308	43.639		18.503		22.166	161	212
11	1:22.782	42.441		18.473		21.868	164	213	32	1:24.613	43.387		18.466		22.760	162	213
12	1:22.629	42.393		18.408		21.828	165	213	33	1:24.265	43.404		18.595		22.266	162	216
13	1:22.627	42.453		18.381		21.793	165	214	34	1:24.545	43.432		18.424		22.689	166	215
14	1:22.769	42.612		18.405		21.752	167	214	35	1:23.830	43.230		18.580		22.020	165	214
15	1:22.694	42.509		18.360		21.825	167	214	36	1:24.107	43.281		18.640		22.186	165	214
16	1:22.782	42.526		18.355		21.901	165	214	37	1:24.244	43.417		18.705		22.122	162	213
17	1:22.439	42.462		18.238		21.739	163	214	38	1:24.201	43.354		18.518		22.329	165	213
18	1:22.743	42.567		18.342		21.834	166	213	39	1:24.420	43.582		18.531		22.307	161	213
19	1:22.698	42.662		18.307		21.729	165	213	40	1:23.953	43.211		18.539		22.203	163	212
20	1:23.658	43.076		18.543		22.039	164	215	41	1:24.321	43.454		18.619		22.248	164	213
21	1:23.619	43.414		18.396		21.809	165	215									

Lap	Time	SE1	SP1	SE2	SP2	SE3	SP3	TSP	Lap	Time	SE1	SP1	SE2	SP2	SE3	SP3	TSP
3 Andreas Weishaupt, DEU/ Christer Jöns, DEU									theoretical besttime: 1:22.255								
1	1:24.278	43.715		18.687		21.876	165	186	14	1:22.778	42.740		18.259		21.779	162	214
2	1:23.051	42.758		18.505		21.788	167	216	15	1:22.702	42.733		18.082		21.887	167	214
3	1:22.638	42.786		18.162		21.690	166	213	16	1:26.448	42.713		21.748		21.987	163	215
4	1:22.575	42.494		18.262		21.819	166	213	17	1:24.525	43.436		18.992		22.097	161	212
5	1:22.487	42.509		18.160		21.818	164	214	18	1:23.978	43.360		18.562		22.056	163	214
6	1:22.762	42.701		18.279		21.782	167	215	19	1:23.918	43.253		18.587		22.078	163	212
7	1:22.767	42.583		18.230		21.954	163	215	20	1:26.989	43.141		18.486		25.362		212
8	1:22.335	42.497		18.071		21.767	161	217	21	2:35.283	1:51.247		21.080		22.956	163	
9	1:22.800	42.645		18.327		21.828	164	214	22	1:25.484	44.291		18.774		22.419	161	213
10	1:22.803	42.730		18.153		21.920	162	215	23	1:28.254	44.134		20.883		23.237	166	213
11	1:22.651	42.597		18.284		21.770	162	216	24	1:30.248	43.942		19.834		26.472	126	213
12	1:22.655	42.863		18.080		21.712	162	213	25	1:40.679	46.483		21.081		33.115	123	178
13	1:22.668	42.692		18.220		21.756	164	213	26	2:10.376	1:07.707		30.429		32.240	161	127



ADAC GT Masters

Lap analysis Race 2

Provisional



Sachsenring, Length: 3645 m

Air temperature: 35.2°C

Track temperature: 53.3°C

Weather condition: Dry

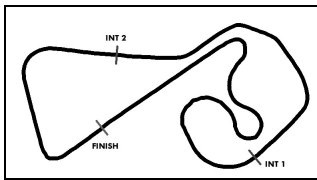
DMSB Reg. Nr.: 223/2015

Sunday 30.8.2015 13:15

Lap	Time	SE1	SP1	SE2	SP2	SE3	SP3	TSP	Lap	Time	SE1	SP1	SE2	SP2	SE3	SP3	TSP
7 Luca Stolz, DEU/ Maximilian Buhk, DEU									theoretical besttime: 1:21.751								
1	1:25.363	44.233		18.847		22.283	165	202	22	1:22.613	42.700		18.250		21.663	169	218
2	1:23.107	42.839		18.413		21.855	166	220	23	1:23.326	42.747		18.859		21.720	165	219
3	1:23.098	42.780		18.374		21.944	167	218	24	1:22.668	42.732		18.165		21.771	168	220
4	1:22.509	42.319		18.340		21.850	170	220	25	2:04.078	52.681		33.992		37.405	99	220
5	1:23.160	42.577		18.333		22.250	171	220	26	2:14.318	1:08.789		31.036		34.493	163	116
6	1:22.332	42.730		18.118		21.484	169	222	27	1:28.304	44.587		18.780		24.937	140	218
7	1:21.851	42.220		18.047		21.584	169	221	28	2:11.171	59.782		35.194		36.195	164	156
8	1:22.744	42.654		18.158		21.932	167	220	29	1:23.964	43.553		18.569		21.842	168	218
9	1:22.870	42.671		18.320		21.879	169	221	30	1:23.698	43.271		18.386		22.041	166	221
10	1:23.170	42.631		18.751		21.788	169	220	31	1:22.597	42.696		18.252		21.649	168	220
11	1:22.526	42.631		18.156		21.739	169	221	32	1:23.193	42.979		18.330		21.884	168	220
12	1:22.759	42.862		18.171		21.726	168	221	33	1:23.568	43.049		18.445		22.074	168	220
13	1:22.644	42.633		18.331		21.680	169	221	34	1:23.465	43.082		18.440		21.943	169	220
14	1:22.757	42.604		18.226		21.927	169	221	35	1:23.419	42.887		18.317		22.215	169	221
15	1:23.015	43.029		18.153		21.833	169	221	36	1:23.712	43.162		18.565		21.985	168	221
16	1:22.970	42.793		18.394		21.783	169	221	37	1:24.423	44.176		18.457		21.790	169	221
17	1:22.894	42.600		18.332		21.962	169	221	38	1:23.829	43.162		18.703		21.964	168	221
18	1:22.452	42.685		18.082		21.685	168	220	39	1:23.341	42.832		18.591		21.918	168	220
19	1:22.548	42.770		18.184		21.594	169	220	40	1:25.443	44.762		18.703		21.978	167	220
20	1:26.035	42.819		18.285		24.931		220	41	1:23.778	43.079		18.675		22.024	169	220
21	2:26.645	1:46.748		18.248		21.649	168										

Lap	Time	SE1	SP1	SE2	SP2	SE3	SP3	TSP	Lap	Time	SE1	SP1	SE2	SP2	SE3	SP3	TSP
8 Clemens Schmid, AUT/ Fabian Hamprecht, DEU									theoretical besttime: 1:21.627								
1	1:21.815	41.921		18.280		21.614	168	195	22	1:23.041	42.739		18.590		21.712	166	218
2	1:22.122	42.578		18.018		21.526	167	218	23	1:22.586	42.689		18.203		21.694	167	218
3	1:22.156	42.494		18.151		21.511	169	218	24	1:25.739	43.952		18.604		23.183	136	218
4	1:21.727	42.310		17.978		21.439	170	218	25	2:08.281	56.977		34.445		36.859	104	188
5	1:21.830	42.352		18.067		21.411	169	219	26	2:16.252	1:08.728		31.876		35.648	165	108
6	1:21.767	42.238		17.987		21.542	169	220	27	1:26.857	44.297		18.545		24.015	147	218
7	1:22.077	42.301		18.200		21.576	169	219	28	2:12.210	59.892		35.215		37.103	165	176
8	1:22.419	42.553		18.162		21.704	170	220	29	1:23.622	43.363		18.373		21.886	162	219
9	1:22.226	42.478		18.154		21.594	168	219	30	1:23.121	43.067		18.263		21.791	165	217
10	1:22.302	42.535		18.077		21.690	169	219	31	1:22.911	42.890		18.200		21.821	164	218
11	1:22.660	42.732		18.218		21.710	170	220	32	1:22.580	42.729		18.158		21.693	168	219
12	1:22.452	42.576		18.154		21.722	169	219	33	1:22.878	42.900		18.233		21.745	168	219
13	1:22.571	42.680		18.192		21.699	170	220	34	1:22.670	42.770		18.168		21.732	167	220
14	1:22.598	42.700		18.156		21.742	164	220	35	1:23.077	43.040		18.200		21.837	165	219
15	1:23.072	43.206		18.143		21.723	168	220	36	1:23.050	42.943		18.278		21.829	163	219
16	1:22.519	42.675		18.171		21.673	168	220	37	1:22.867	42.927		18.138		21.802	165	219
17	1:22.634	42.805		18.191		21.638	168	219	38	1:23.124	42.832		18.358		21.934	166	220
18	1:22.886	42.788		18.212		21.886	166	219	39	1:22.454	42.605		18.174		21.675	163	220
19	1:26.184	43.170		18.397		24.617		222	40	1:22.887	42.836		18.265		21.786	168	220
20	2:26.504	1:46.744		18.149		21.611	166		41	1:22.923	42.878		18.296		21.749	168	220
21	1:22.968	42.835		18.471		21.662	163	218									

Lap	Time	SE1	SP1	SE2	SP2	SE3	SP3	TSP	Lap	Time	SE1	SP1	SE2	SP2	SE3	SP3	TSP
12 Lennart Marioneck, DEU/ Markus Palttala, FIN									theoretical besttime: 1:22.912								
1	1:28.712	46.920		19.712		22.080	165	193	22	1:24.577	43.619		18.905		22.053	165	214
2	1:24.235	43.496		18.688		22.051	167	215	23	1:28.483	43.921		18.933		25.629		213
3	1:24.256	43.763		18.710		21.783	164	217	24	2:32.185	1:47.911		20.981		23.293	163	
4	1:23.445	42.840		18.685		21.920	169	216	25	1:36.402	45.383		18.934		32.085	100	198
5	1:23.624	43.104		18.399		22.121	163	217	26	2:09.086	1:07.379		30.630		31.077	162	127
6	1:23.908	43.531		18.520		21.857	168	217	27	1:32.161	45.552		18.865		27.744	109	216
7	1:24.127	43.130		18.513		22.484	165	218	28	2:09.202	58.423		35.447		35.332	162	142
8	1:23.951	43.359		18.517		22.075	167	217	29	1:24.383	43.599		18.568		22.216	166	215
9	1:23.953	43.236		18.690		22.027	164	217	30	1:24.823	43.391		18.420		23.012	164	216
10	1:24.253	43.385		18.668		22.200	167	217	31	1:24.818	44.007		18.497		22.314	165	216
11	1:23.975	43.266		18.630		22.079	167	217	32	1:24.282	43.497		18.619		22.166	165	217
12	1:24.764	43.776		18.918		22.070	167	216	33	1:24.188	43.197		18.713		22.278	165	218
13	1:25.187	43.911		19.067		22.209	166	216	34	1:24.142	43.243		18.601		22.298	167	217
14	1:23.301	42.874		18.575		21.852	168	216	35	1:25.073	43.248		19.425		22.400	165	217



ADAC GT Masters

Lap analysis Race 2



Provisional

Sachsenring, Length: 3645 m

Air temperature: 35.2°C

Track temperature: 53.3°C

Weather condition: Dry

DMSB Reg. Nr.: 223/2015

Sunday 30.8.2015 13:15

Lap	Time	SE1	SP1	SE2	SP2	SE3	SP3	TSP	Lap	Time	SE1	SP1	SE2	SP2	SE3	SP3	TSP
15	1:24.134	43.164		18.983		21.987	163	216	36	1:24.436	43.391		18.572		22.473	164	216
16	1:23.888	43.275		18.583		22.030	165	216	37	1:25.669	44.816		18.683		22.170	164	215
17	1:25.778	45.301		18.624		21.853	164	215	38	1:23.671	43.128		18.377		22.166	164	215
18	1:22.915	42.806		18.368		21.741	165	215	39	1:24.196	43.346		18.472		22.378	164	216
19	1:23.442	42.982		18.514		21.946	162	216	40	1:24.584	43.477		18.679		22.428	163	216
20	1:23.243	42.948		18.457		21.838	165	214	41	1:25.255	44.572		18.706		21.977	164	214
21	1:23.261	42.994		18.529		21.738	161	214									

16 Philip Geipel, DEU/ Rahel Frey, CHE

theoretical besttime: 1:22.561

1	1:26.739	45.613		19.244		21.882	167	202	22	1:23.503	43.066		18.592		21.845	166	217
2	1:23.618	43.054		18.758		21.806	167	221	23	1:23.786	43.152		18.614		22.020	165	218
3	1:23.093	42.832		18.571		21.690	167	218	24	1:29.936	42.979		21.720		25.237	159	216
4	1:22.982	42.644		18.539		21.799	168	218	25	1:44.130	45.592		21.190		37.348	122	181
5	1:22.889	42.719		18.394		21.776	168	219	26	2:12.344	1:08.464		30.937		32.943	165	111
6	1:23.364	42.749		18.617		21.998	168	219	27	1:30.530	44.509		19.527		26.494	137	219
7	1:23.535	42.696		18.793		22.046	165	219	28	2:10.169	59.047		35.822		35.300	165	191
8	1:23.448	42.945		18.597		21.906	167	217	29	1:23.746	43.311		18.564		21.871	166	217
9	1:23.403	42.983		18.522		21.898	165	219	30	1:24.704	43.726		18.642		22.336	162	219
10	1:23.216	42.590		18.645		21.981	168	218	31	1:24.530	43.905		18.690		21.935	168	218
11	1:23.352	42.871		18.564		21.917	167	218	32	1:24.183	43.514		18.482		22.187	164	217
12	1:23.174	42.834		18.469		21.871	168	218	33	1:24.243	43.541		18.520		22.182	165	218
13	1:23.283	42.886		18.508		21.889	167	218	34	1:23.771	43.539		18.386		21.846	167	220
14	1:23.743	43.041		18.754		21.948	167	219	35	1:22.903	42.707		18.345		21.851	168	218
15	1:23.694	42.963		18.708		22.023	168	220	36	1:22.922	42.745		18.281		21.896	165	218
16	1:23.539	42.976		18.663		21.900	168	220	37	1:23.300	42.920		18.444		21.936	166	218
17	1:23.111	42.654		18.549		21.908	168	219	38	1:23.433	43.083		18.399		21.951	165	218
18	1:26.975	42.957		18.742		25.276		220	39	1:23.361	42.937		18.467		21.957	166	217
19	2:27.374	1:46.594		18.664		22.116	169		40	1:23.295	43.040		18.374		21.881	167	218
20	1:23.243	42.728		18.557		21.958	165	218	41	1:23.399	42.941		18.534		21.924	167	219
21	1:24.282	43.020		19.118		22.144	166	217									

19 Claudia Hürtgen, DEU/ Uwe Alzen, DEU

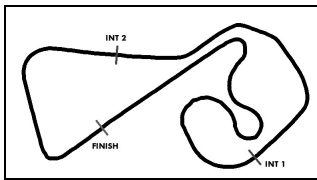
theoretical besttime: 1:22.948

1	1:29.040	47.337		19.460		22.243	168	192	22	1:23.349	42.839		18.586		21.924	167	217
2	1:24.125	43.657		18.436		22.032	166	216	23	1:23.348	43.080		18.425		21.843	166	216
3	1:23.310	43.086		18.459		21.765	169	218	24	1:27.270	43.550		20.879		22.841	163	218
4	1:23.874	43.006		18.944		21.924	166	216	25	1:36.826	46.057		19.112		31.657	97	186
5	1:23.588	42.853		18.478		22.257	166	217	26	2:09.259	1:07.459		30.636		31.164	167	125
6	1:23.830	43.497		18.476		21.857	168	216	27	1:31.569	43.723		18.913		28.933	111	217
7	1:24.201	43.106		18.791		22.304	165	219	28	2:08.801	58.083		35.866		34.852	166	160
8	1:23.865	43.170		18.638		22.057	166	218	29	1:24.176	43.131		18.904		22.141	168	218
9	1:23.917	43.282		18.624		22.011	165	218	30	1:24.214	43.188		18.823		22.203	166	218
10	1:24.279	43.443		18.824		22.012	166	219	31	1:24.470	43.420		18.914		22.136	167	219
11	1:24.022	43.325		18.739		21.958	165	217	32	1:24.641	43.410		19.115		22.116	164	218
12	1:24.607	43.708		18.711		22.188	168	218	33	1:24.335	43.073		19.019		22.243	165	217
13	1:23.577	43.117		18.487		21.973	164	219	34	1:24.108	43.139		18.836		22.133	167	217
14	1:24.125	43.697		18.451		21.977	165	216	35	1:24.543	43.352		19.345		21.846	166	217
15	1:24.156	43.493		18.631		22.032	165	217	36	1:25.476	43.727		19.342		22.407	166	217
16	1:24.225	43.509		18.589		22.127	163	218	37	1:25.567	44.362		18.863		22.342	166	219
17	1:24.306	43.697		18.574		22.035	164	216	38	1:24.235	43.167		18.991		22.077	168	217
18	1:24.650	43.564		19.045		22.041	167	218	39	1:25.116	43.771		18.997		22.348	166	217
19	1:23.619	43.108		18.495		22.016	167	217	40	1:24.275	43.324		18.914		22.037	166	218
20	1:26.637	42.949		18.417		25.271		216	41	1:25.216	44.982		18.542		21.692	163	219
21	2:30.475	1:49.111		19.305		22.059	166										

21 Sebastian Asch, DEU/ Luca Ludwig, DEU

theoretical besttime: 1:22.725

1	1:27.050	45.753		19.295		22.002	167	192	20	1:23.152	42.880		18.524		21.748	166	221
2	1:23.550	43.036		18.675		21.839	169	222	21	1:23.461	42.929		18.560		21.972	167	222
3	1:23.312	42.982		18.602		21.728	166	223	22	1:24.651	43.498		18.525		22.628	167	223
4	1:22.893	42.683		18.415		21.795	170	222	23	1:23.994	43.081		18.579		22.334	168	222
5	1:23.057	42.698		18.441		21.918	167	222	24	1:30.120	43.054		20.217		26.849	134	223
6	1:23.230	42.752		18.548		21.930	169	222	25	1:40.025	46.195		21.192		32.638	128	183



ADAC GT Masters

Lap analysis Race 2



Provisional

Sachsenring, Length: 3645 m

Air temperature: 35.2°C

Track temperature: 53.3°C

Weather condition: Dry

DMSB Reg. Nr.: 223/2015

Sunday 30.8.2015 13:15

Lap	Time	SE1	SP1	SE2	SP2	SE3	SP3	TSP	Lap	Time	SE1	SP1	SE2	SP2	SE3	SP3	TSP
7	1:23.397	42.867		18.532		21.998	167	222	26	2:10.880	1:08.249		30.461		32.170	169	122
8	1:23.475	43.106		18.527		21.842	167	223	27	1:31.829	44.082		19.304		28.443	120	223
9	1:23.533	43.054		18.592		21.887	169	222	28	2:09.004	58.330		35.728		34.946	169	172
10	1:24.246	42.954		19.460		21.832	169	222	29	1:24.453	43.230		19.090		22.133	170	223
11	1:23.162	42.756		18.562		21.844	170	222	30	1:24.315	43.227		18.870		22.218	168	224
12	1:22.953	42.608		18.537		21.808	166	222	31	1:24.322	43.358		18.902		22.062	169	224
13	1:23.284	42.986		18.494		21.804	169	222	32	1:24.616	43.404		18.954		22.258	166	224
14	1:23.437	42.898		18.546		21.993	167	223	33	1:24.326	43.245		18.896		22.185	167	223
15	1:23.593	43.001		18.535		22.057	168	222	34	1:24.218	43.213		18.786		22.219	171	224
16	1:23.438	43.007		18.548		21.883	171	222	35	1:24.597	43.387		19.055		22.155	169	224
17	1:23.471	43.129		18.520		21.822	168	222	36	1:25.532	43.831		19.097		22.604	168	223
18	1:26.648	42.954		18.389		25.305		222	37	1:38.693	48.166		22.301		28.226		223
19	2:33.349	1:52.487		19.000		21.862	168										

22 Florian Scholze, DEU/ Dominic Jöst, DEU

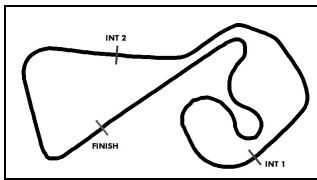
theoretical besttime: 1:23.324

1	1:27.834	46.424		19.063		22.347	167	203	22	1:24.787	43.771		18.547		22.469	168	221
2	1:24.061	43.418		18.652		21.991	170	220	23	1:25.138	43.896		18.765		22.477	168	220
3	1:23.375	43.009		18.523		21.843	169	219	24	1:25.054	44.041		18.917		22.096	169	220
4	1:23.972	43.297		18.790		21.885	170	220	25	1:36.180	45.720		19.158		31.302	108	221
5	1:23.697	43.208		18.554		21.935	171	220	26	2:08.156	1:07.895		29.709		30.552	166	131
6	1:23.851	43.336		18.519		21.996	172	221	27	1:31.950	45.044		19.052		27.854	105	219
7	1:23.894	43.338		18.472		22.084	170	220	28	2:09.004	58.473		35.242		35.289	166	144
8	1:23.975	43.305		18.622		22.048	169	219	29	1:25.094	44.142		18.698		22.254	170	220
9	1:24.121	43.453		18.744		21.924	171	219	30	1:24.801	43.950		18.554		22.297	168	221
10	1:24.124	43.487		18.547		22.090	170	220	31	1:25.112	43.938		18.862		22.312	169	221
11	1:24.391	43.697		18.615		22.079	169	220	32	1:25.085	43.833		19.232		22.020	170	221
12	1:24.380	43.588					169	219	33	1:24.301	43.609		18.658		22.034	170	221
13	1:24.064	43.614		18.507		21.943	170	220	34	1:24.753	43.853		18.759		22.141	170	221
14	1:24.341	43.760		18.553		22.028	172	220	35	1:25.074	43.867		18.885		22.322	170	221
15	1:24.053	43.384		18.638		22.031	171	219	36	1:24.937	44.009		18.701		22.227	167	220
16	1:24.401	43.631		18.595		22.175	168	219	37	1:25.575	44.199		18.978		22.398	167	220
17	1:24.303	43.647		18.576		22.080	168	220	38	1:25.345	44.233		18.797		22.315	168	219
18	1:27.835	43.636		18.814		25.385		220	39	1:25.311	44.310		18.729		22.272	169	220
19	2:30.592	1:49.556		18.789		22.247	171		40	1:25.667	44.404		18.930		22.333	168	221
20	1:24.323	43.690		18.640		21.993	170	220	41	1:25.649	44.419		18.807		22.423	169	220
21	1:25.024	43.665		18.978		22.381	169	220									

23 Marc Gassner, DEU/ Florian Strauss, DEU

theoretical besttime: 1:23.293

1	1:28.376	47.070					162		22	1:24.832	44.065		18.717		22.050	168	220
2	1:23.989	43.371		18.622		21.996	166	218	23	1:24.685	43.908		18.569		22.208	168	221
3	1:23.575	43.185		18.513		21.877	167	219	24	1:28.825	45.766		19.886		23.173	160	221
4	1:23.696	43.292		18.688		21.716	168	220	25	1:26.890	45.389		19.016		22.485	168	210
5	1:24.146	43.251		18.587		22.308	165	221	26	2:02.611	1:02.665		29.445		30.501	164	175
6	1:23.437	43.229		18.392		21.816	169	219	27	1:32.211	45.349		18.960		27.902	107	221
7	1:24.353	43.373		18.910		22.070	168	221	28	2:08.671	58.536		35.094		35.041	168	150
8	1:23.799	43.217		18.657		21.925	169	220	29	1:25.684	44.624		18.676		22.384	169	223
9	1:24.153	43.385		18.505		22.263	168	220	30	1:24.838	44.048		18.621		22.169	169	223
10	1:23.925	43.379		18.675		21.871	167	221	31	1:25.024	44.132		18.624		22.268	167	222
11	1:24.234	43.551		18.617		22.066	168	220	32	1:25.067	44.093		18.677		22.297	168	222
12	1:24.741	43.760		18.673		22.308	167	220	33	1:25.053	44.063		18.710		22.280	168	223
13	1:24.306	43.983		18.488		21.835	167	220	34	1:24.916	44.034		18.682		22.200	169	222
14	1:24.260	43.653		18.626		21.981	168	220	35	1:25.017	44.027		18.676		22.314	169	223
15	1:24.275	43.485		18.648		22.142	167	220	36	1:24.956	44.063		18.547		22.346	166	223
16	1:24.085	43.433		18.568		22.084	166	219	37	1:26.062	44.136		19.154		22.772	163	222
17	1:33.980	53.199		18.682		22.099	166	219	38	1:25.511	44.206		18.896		22.409	168	220
18	1:24.717	43.691		18.854		22.172	168	220	39	1:25.502	44.472		18.619		22.411	169	222
19	1:27.698	43.208		19.127		25.363		220	40	1:25.090	44.108		18.529		22.453	165	222
20	2:31.692	1:49.895		19.347		22.450	165		41	1:25.252	44.403		18.609		22.240	167	220
21	1:25.066	44.253		18.704		22.109	168	219									



ADAC GT Masters



Lap analysis Race 2

Provisional

Sachsenring, Length: 3645 m

Air temperature: 35.2°C

Track temperature: 53.3°C

Weather condition: Dry

DMSB Reg. Nr.: 223/2015

Sunday 30.8.2015 13:15

Lap	Time	SE1	SP1	SE2	SP2	SE3	SP3	TSP	Lap	Time	SE1	SP1	SE2	SP2	SE3	SP3	TSP
24 Florian Stoll, DEU/ Marc Basseng, DEU									theoretical besttime: 1:22.319								
1	1:24.606	43.964		18.937		21.705	167	196	22	1:23.577	43.021		18.664		21.892	169	217
2	1:23.064	42.681		18.667		21.716	167	217	23	1:23.585	43.054		18.707		21.824	168	217
3	1:22.801	42.914		18.305		21.582	170	217	24	1:30.259	42.934		21.878		25.447	159	216
4	1:22.568	42.636		18.328		21.604	170	219	25	1:43.888	45.700		21.069		37.119	106	200
5	1:22.627	42.513		18.373		21.741	168	219	26	2:13.112	1:08.590		30.802		33.720	166	119
6	1:22.730	42.612		18.505		21.613	168	218	27	1:29.436	44.647		19.127		25.662	125	217
7	1:22.703	42.568		18.381		21.754	167	216	28	2:10.684	59.576		35.648		35.460	163	173
8	1:22.673	42.525		18.409		21.739	169	217	29	1:23.936	43.204		18.779		21.953	168	215
9	1:22.697	42.748		18.224		21.725	167	219	30	1:23.897	43.351		18.655		21.891	169	218
10	1:22.853	42.781		18.339		21.733	169	217	31	1:23.433	43.039		18.573		21.821	167	219
11	1:22.915	42.605		18.497		21.813	168	218	32	1:23.671	43.219		18.541		21.911	168	219
12	1:22.684	42.690		18.304		21.690	169	218	33	1:23.751	43.228		18.545		21.978	168	220
13	1:22.671	42.608		18.333		21.730	169	219	34	1:23.512	42.821		18.769		21.922	170	219
14	1:22.905	42.689		18.364		21.852	169	218	35	1:23.364	42.900		18.525		21.939	168	218
15	1:22.869	42.792		18.287		21.790	168	216	36	1:23.354	42.933		18.469		21.952	165	216
16	1:22.993	42.791		18.491		21.711	167	218	37	1:23.529	43.143		18.473		21.913	169	219
17	1:23.731	42.782		18.466		22.483	169	219	38	1:23.827	43.071		18.608		22.148	164	216
18	1:23.575	43.216		18.453		21.906	164	216	39	1:23.806	43.193		18.532		22.081	167	218
19	1:27.138	43.100		18.562		25.476		218	40	1:24.464	43.511		18.760		22.193	167	
20	2:35.502	1:54.544		18.976		21.982	167		41	1:23.933	43.277		18.675		21.981	167	217
21	1:24.401	43.195		19.315		21.891	167	216									

Lap	Time	SE1	SP1	SE2	SP2	SE3	SP3	TSP	Lap	Time	SE1	SP1	SE2	SP2	SE3	SP3	TSP
25 Albert von Thurn und Taxis, DEU/ Tomas Enge, CZE									theoretical besttime: 1:22.660								
1	1:25.754	44.890		19.000		21.864	171	204	21	2:31.027	1:49.724		19.182		22.121	167	
2	1:23.466	43.212		18.722		21.532	169	225	22	1:25.905	44.559		19.276		22.070	167	223
3	1:23.017	42.855		18.591		21.571	171	223	23	1:25.505	43.962		19.459		22.084	170	223
4	1:22.897	42.805		18.581		21.511	170	222	24	1:30.264	43.478		20.609		26.177	150	223
5	1:22.822	42.631		18.518		21.673	170	223	25	1:40.311	46.889		20.812		32.610	126	211
6	1:23.535	43.173		18.741		21.621	171	223	26	2:11.354	1:08.013		31.043		32.298	166	130
7	1:23.714	42.779		19.177		21.758	167	224	27	1:31.571	44.219		19.316		28.036	113	222
8	1:23.060	42.766		18.569		21.725	170	223	28	2:08.806	58.406		35.691		34.709	168	166
9	1:23.232	42.872		18.625		21.735	169	223	29	1:24.788	43.834		18.992		21.962	171	224
10	1:23.205	42.782		18.556		21.867	171	222	30	1:24.339	43.469		18.912		21.958	172	224
11	1:23.536	43.019		18.651		21.866	171	223	31	1:24.438	43.512		18.923		22.003	171	225
12	1:23.307	42.878		18.636		21.793	171	223	32	1:24.476	43.549		18.871		22.056	167	225
13	1:23.834	42.888		18.764		22.182	166	224	33	1:24.312	43.413		18.878		22.021	168	224
14	1:23.308	42.982		18.629		21.697	170	221	34	1:24.236	43.442		18.722		22.072	168	224
15	1:23.408	42.993		18.669		21.746	171	224	35	1:24.143	43.402		18.853		21.888	172	225
16	1:23.340	42.889		18.667		21.784	172	224	36	1:24.185	43.513		18.773		21.899	171	225
17	1:23.386	42.964		18.622		21.800	172	224	37	1:24.357	43.547		18.871		21.939	172	225
18	1:23.605	43.242		18.637		21.726	173	225	38	1:24.776	43.456		18.795		22.525	171	225
19	1:23.758	43.117		18.725		21.916	172	225	39	1:58.738	1:02.511		26.472		29.755		225
20	1:26.418	43.095		18.643		24.680		224									

Lap	Time	SE1	SP1	SE2	SP2	SE3	SP3	TSP	Lap	Time	SE1	SP1	SE2	SP2	SE3	SP3	TSP
36 Martin Ragginger, AUT/ Klaus Bachler, AUT									theoretical besttime: 1:21.619								
1	1:20.827	41.005		18.409		21.413	167	194	22	1:23.591	43.073		18.785		21.733	167	219
2	1:21.920	42.309		18.256		21.355	166	219	23	1:23.197	42.818		18.607		21.772	165	220
3	1:22.010	42.303		18.367		21.340	167	219	24	1:24.219	43.063		18.544		22.612	132	220
4	1:21.619	42.131		18.180		21.308	167	219	25	2:08.346	56.537		34.662		37.147	99	184
5	1:21.760	42.141		18.225		21.394	166	220	26	2:15.342	1:08.782		31.647		34.913	164	112
6	1:21.944	42.230		18.258		21.456	165	220	27	1:27.793	44.541		18.718		24.534	148	219
7	1:22.736	42.575		18.462		21.699	166	219	28	2:11.398	59.544		35.237		36.617	165	193
8	1:22.488	42.567		18.355		21.566	168	219	29	1:24.037	43.592		18.688		21.757	163	219
9	1:22.107	42.411		18.241		21.455	166	219	30	1:23.458	43.150		18.618		21.690	164	217
10	1:22.423	42.623		18.223		21.577	166	220	31	1:23.299	42.998		18.502		21.799	165	217
11	1:22.664	42.551		18.503		21.610	166	219	32	1:23.366	43.118		18.479		21.769	165	218
12	1:22.572	42.497		18.384		21.691	166	219	33	1:23.587	43.171		18.523		21.893	166	219
13	1:22.500	42.631		18.323		21.546	167	220	34	1:23.390	43.132		18.496		21.762	165	220
14	1:22.850	42.692		18.216		21.942	162	220	35	1:23.631	43.000		18.490		22.141	166	219
15	1:22.856	42.894		18.336		21.626	167	219	36	1:23.624	43.226		18.553		21.845	167	220



ADAC GT Masters

Lap analysis Race 2



Provisional

Sachsenring, Length: 3645 m

Air temperature: 35.2°C

Track temperature: 53.3°C

Weather condition: Dry

DMSB Reg. Nr.: 223/2015

Sunday 30.8.2015 13:15

Lap	Time	SE1	SP1	SE2	SP2	SE3	SP3	TSP	Lap	Time	SE1	SP1	SE2	SP2	SE3	SP3	TSP
16	1:22.616	42.710		18.319		21.587	167	220	37	1:24.416	44.135		18.458		21.823	168	219
17	1:22.543	42.705		18.293		21.545	166	220	38	1:24.758	43.263		18.852		22.643	165	219
18	1:23.160	42.820		18.385		21.955	165	220	39	1:23.676	43.170		18.666		21.840	166	220
19	1:22.795	42.787		18.307		21.701	165	220	40	1:24.176	43.425		18.850		21.901	165	220
20	1:25.953	42.865		18.449		24.639		220	41	1:23.777	43.244		18.538		21.995	169	219
21	2:28.581	1:47.991		18.674		21.916	164										

42 Hari Proczyk, AUT/ Andreas Simonsen, SWE

theoretical besttime: **1:22.060**

1	1:23.238	42.837		18.537		21.864	168	198	22	1:23.094	42.808		18.591		21.695	167	222
2	1:22.604	42.599		18.354		21.651	166	222	23	1:26.047	42.822		18.333		24.892		221
3	1:22.438	42.593		18.216		21.629	167	221	24	2:29.154	1:47.770		18.844		22.540	162	
4	1:22.580	42.447		18.514		21.619	166	221	25	2:07.642	55.931		34.243		37.468	97	160
5	1:22.370	42.454		18.348		21.568	167	222	26	2:14.512	1:09.036		31.211		34.265	168	111
6	1:22.407	42.568		18.235		21.604	166	222	27	1:28.257	44.582		18.785		24.890	143	222
7	1:22.394	42.520		18.313		21.561	166	221	28	2:11.186	59.659		35.262		36.265	166	174
8	1:22.225	42.558		18.189		21.478	166	222	29	1:24.127	43.751		18.519		21.857	167	221
9	1:22.734	42.655		18.375		21.704	166	221	30	1:24.968	43.244		18.456		23.268	167	223
10	1:22.229	42.502		18.135		21.592	166	222	31	1:23.608	43.094		18.498		22.016	168	222
11	1:22.545	42.556		18.416		21.573	168	222	32	1:23.600	43.089		18.476		22.035	168	223
12	1:22.502	42.526		18.385		21.591	167	222	33	1:23.818	43.230		18.479		22.109	168	221
13	1:22.501	42.550		18.311		21.640	165	222	34	1:23.472	42.817		18.759		21.896	169	223
14	1:22.415	42.567		18.291		21.557	166	222	35	1:23.300	42.883		18.503		21.914	170	224
15	1:22.574	42.607		18.322		21.645	166	221	36	1:23.264	42.853		18.495		21.916	169	223
16	1:22.694	42.748		18.297		21.649	167	221	37	1:23.621	43.150		18.521		21.950	169	223
17	1:22.362	42.542		18.188		21.632	166	221	38	1:23.659	42.948		18.703		22.008	167	224
18	1:22.415	42.472		18.262		21.681	167	222	39	1:24.075	43.168		18.651		22.256	168	223
19	1:23.045	42.734		18.640		21.671	167	222	40	1:24.386	43.570		18.602		22.214	167	223
20	1:22.672	42.613		18.320		21.739	165	224	41	1:23.736	43.218		18.513		22.005	168	223
21	1:22.610	42.579		18.363		21.668	168	222									

66 Andreas Wirth, DEU/ Daniel Keilwitz, DEU

theoretical besttime: **1:22.480**

1	1:25.342	44.546		18.780		22.016	173		22	1:27.798	43.426		18.946		25.426		226
2	1:22.738	42.461		18.513		21.764	171	224	23	2:30.605	1:49.038		19.142		22.425	164	
3	1:23.043	42.916		18.384		21.743	167	224	24	1:30.640	43.742		19.949		26.949	161	223
4	1:22.588	42.569		18.301		21.718	167	224	25	1:41.889	47.623		19.430		34.836	122	221
5	1:23.136	42.743		18.403		21.990	166	225	26	2:12.113	1:08.521		30.887		32.705	165	137
6	1:24.101	43.769		18.427		21.905	166	225	27	1:31.091	44.461		-			114	224
7	1:23.374	42.765		18.518		22.091	167	225	28	2:09.554	58.765		35.640		35.149	166	184
8	1:23.338	42.797		18.463		22.078	166	225	29	1:24.316	43.606		18.710		22.000	165	226
9	1:23.184	42.766		18.511		21.907	166	223	30	1:24.431	43.435		18.849		22.147	165	225
10	1:23.431	42.797		18.477		22.157	166	224	31	1:24.756	43.711		-			166	226
11	1:23.415	42.865		18.534		22.016	169	222	32	1:24.226	43.439		18.776		22.011	165	225
12	1:23.388	42.802		18.529		22.057	167	225	33	1:24.367	43.379		18.897		22.091	166	225
13	1:23.790	42.871		18.583		22.336	165	223	34	1:24.414	43.473		18.692		22.249	165	225
14	1:23.289	42.727		18.533		22.029	165	222	35	1:23.912	43.228		18.645		22.039	165	226
15	1:23.456	42.802		18.565		22.089	166	222	36	1:24.416	43.450		18.917		22.049	165	226
16	1:23.264	42.790		18.535		21.939	167	226	37	1:24.295	43.284		18.891		22.120	166	226
17	1:23.661	42.851		18.535		22.275	167	226	38	1:24.602	43.481		18.879		22.242	168	226
18	1:23.569	42.978		18.492		22.099	165	225	39	1:24.554	43.732		18.683		22.139	169	226
19	1:23.558	42.929		18.603		22.026	167	226	40	1:24.978	43.872		18.938		22.168	165	227
20	1:23.541	42.890		18.557		22.094	163	226	41	1:25.159	43.997		18.941		22.221	170	227
21	1:24.029	43.053		18.776		22.200	168	226									

69 Diego Alessi, ITA/ Patrick Assenheimer, DEU

theoretical besttime: **1:22.995**

1	1:27.387	45.975		19.247		22.165	163	200	21	1:26.876	43.458		-			175	224
2	1:23.882	43.420		18.501		21.961	177	220	22	1:24.265	43.461		18.666		22.138	174	224
3	1:23.256	42.760		18.570		21.926	174	225	23	1:24.097	43.161		18.702		22.234	172	224
4	1:23.586	42.944		18.465		22.177	161	224	24	1:26.003	43.529		19.492		22.982	175	224
5	1:23.556	42.882		18.474		22.200	176	218	25	1:36.990	46.587		19.268		31.135	99	209
6	1:23.747	43.167		18.530		22.050	177	225	26	2:08.358	1:08.001		29.587		30.770	174	133
7	1:23.613	42.998		18.443		22.172	175	225	27	1:31.297	44.755		18.751		27.791	102	226



ADAC GT Masters

Lap analysis Race 2



Provisional

Sachsenring, Length: 3645 m

Air temperature: 35.2°C

Track temperature: 53.3°C

Weather condition: Dry

DMSB Reg. Nr.: 223/2015

Sunday 30.8.2015 13:15

Lap	Time	SE1	SP1	SE2	SP2	SE3	SP3	TSP	Lap	Time	SE1	SP1	SE2	SP2	SE3	SP3	TSP
8	1:23.578	42.848		18.563		22.167	174	225	28	2:08.758	58.245		35.527		34.986	172	149
9	1:23.356	42.752		18.420		22.184	177	224	29	1:24.198	43.464		18.654		22.080	176	224
10	1:23.909	42.943		18.638		22.328	177	224	30	1:24.213	43.442		18.584		22.187	173	224
11	1:23.832	43.265		18.507		22.060	177	225	31	1:24.547	43.497		18.780		22.270	176	224
12	1:23.770	42.892		18.585		22.293	176	225	32	1:24.429	43.429		18.651		22.349	176	225
13	1:23.674	43.010		18.649		22.015	175	225	33	1:24.735	43.296		19.043		22.396	173	225
14	1:23.863	43.102		18.605		22.156	175	225	34	1:24.240	43.394		18.650		22.196	176	224
15	1:23.685	42.976		18.317		22.392	178	225	35	1:24.391	43.284		18.802		22.305	175	225
16	1:23.967	42.908		18.361		22.698	177	225	36	1:24.767	43.420		18.861		22.486	173	225
17	1:23.986	43.133		18.453		22.400	176	225	37	1:24.958	43.940		18.811		22.207	172	226
18	1:24.229	43.079		18.560		22.590	174	225	38	1:24.252	43.333		18.770		22.149	174	225
19	1:27.768	43.148		18.676		25.944		225	39	1:25.029	43.957		18.907		22.165	176	225
20	2:34.218	1:52.739		19.163		22.316	175		40	1:24.463	43.588		18.745		22.130	175	226

80 Dominik Baumann, AUT/ Jens Klingmann, DEU

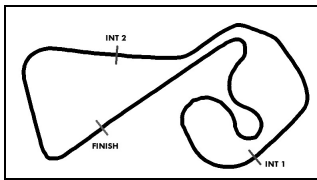
theoretical besttime: 1:22.549

1	1:26.213	45.129		19.004		22.080	166	201	22	1:23.576	43.098		18.531		21.947	167	217
2	1:23.549	43.113		18.687		21.749	167	219	23	1:23.621	43.018		18.646		21.957	168	217
3	1:23.049	42.771		18.548		21.730	168	217	24	1:30.144	43.019		21.643		25.482	152	218
4	1:22.961	42.574		18.560		21.827	167	218	25	1:44.027	45.558		21.073		37.396	103	187
5	1:22.736	42.487		18.456		21.793	166	219	26	2:12.594	1:08.442		30.905		33.247	166	118
6	1:23.425	42.809		18.782		21.834	165	219	27	1:29.729	44.619		19.388		25.722	126	218
7	1:23.821	42.852		18.957		22.012	164	218	28	2:10.688	59.714		35.556		35.418	166	168
8	1:23.079	42.680		18.489		21.910	167	218	29	1:24.070	43.448		18.605		22.017	166	213
9	1:23.116	42.712		18.493		21.911	166	218	30	1:24.648	43.654		18.670		22.324	166	218
10	1:23.256	42.819		18.518		21.919	165	218	31	1:24.500	43.840		18.522		22.138	165	219
11	1:23.433	42.835		18.616		21.982	166	218	32	1:24.078	43.450		18.448		22.180	162	217
12	1:23.390	42.875		18.604		21.911	167	218	33	1:23.661	43.186		18.462		22.013	167	216
13	1:23.571	42.869		18.626		22.076	166	219	34	1:23.328	42.858		18.561		21.909	166	218
14	1:23.481	43.113		18.590		21.778	166	216	35	1:23.459	43.162		18.332		21.965	167	219
15	1:23.404	42.950		18.547		21.907	167	219	36	1:23.286	42.869		18.400		22.017	166	218
16	1:23.419	42.887		18.567		21.965	167	218	37	1:23.403	42.997		18.428		21.978	167	218
17	1:23.441	42.849		18.624		21.968	165	218	38	1:24.097	43.137		18.500		22.460	164	218
18	1:26.586	43.091		18.570		24.925		218	39	1:24.208	43.440		18.524		22.244	167	217
19	2:27.260	1:46.451		18.796		22.013	169		40	1:23.986	43.282		18.486		22.218	166	218
20	1:23.629	42.852		18.732		22.045	166	218	41	1:24.138	43.255		18.589		22.294	166	219
21	1:24.657	43.099		19.516		22.042	166	218									

100 Daniel Dobitsch, AUT/ Edward Sandström, SWE

theoretical besttime: 1:22.125

1	1:23.645	43.169		18.652		21.824	166	194	12	1:22.580	42.492		18.339		21.749	169	218
2	1:22.873	42.597		18.525		21.751	161	217	13	1:22.759	42.699		18.320		21.740	167	218
3	1:22.495	42.594		18.300		21.601	170	215	14	1:22.564	42.563		18.259		21.742	170	218
4	1:22.763	42.514		18.426		21.823	169	217	15	1:22.945	42.803		18.382		21.760	173	219
5	1:22.289	42.345		18.275		21.669	168	218	16	1:22.604	42.598		18.262		21.744	171	219
6	1:22.483	42.479		18.340		21.664	167	218	17	1:22.811	42.704		18.248		21.859	170	219
7	1:22.566	42.503		18.427		21.636	171	218	18	1:22.988	42.816		18.348		21.824	162	218
8	1:22.479	42.462		18.306		21.711	170	219	19	1:22.724	42.701		18.244		21.779	168	217
9	1:22.559	42.460		18.325		21.774	169	218	20	1:23.717	43.194		18.469		22.054	170	217
10	1:22.539	42.616		18.179		21.744	169	219	21	1:24.245	42.929		18.453		22.863	109	219
11	1:22.597	42.495		18.332		21.770	169	218									



ADAC GT Masters

Vmax list Race 2

Provisional



Sachsenring, Length: 3645 m

Air temperature: 35.3°C

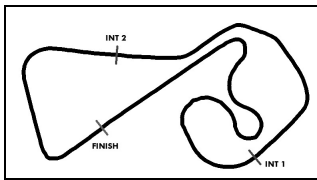
Track temperature: 53.4°C

Weather condition: Dry

DMSB Reg. Nr.: 223/2015

Sunday 30.8.2015 13:15

Nr	Team, Car, Driver, Nat	Top speed
66	Callaway Competition, Corvette Z06.R GT3 Wirth Andreas , DEU Keilwitz Daniel , DEU	227,08 km/h
69	Callaway Competition, Corvette Z06.R GT3 Alessi Diego , ITA Assenheimer Patrick , DEU	226,32 km/h
25	Reiter Engineering, Lamborghini Gallardo R-EX von Thurn und Taxis Albert , DEU Enge Tomas , CZE	225,23 km/h
42	HP Racing, Mercedes-Benz SLS AMG GT3 Proczyk Hari , AUT Simonsen Andreas , SWE	224,07 km/h
21	Team Zakspeed, Mercedes-Benz SLS AMG GT3 Asch Sebastian , DEU Ludwig Luca , DEU	223,97 km/h
23	MRS GT Racing, Nissan GT-R Nismo GT3 Gassner Marc , DEU Strauss Florian , DEU	222,73 km/h
7	Bentley Team HTP, Bentley Continental GT3 Stolz Luca , DEU Buhk Maximilian , DEU	221,72 km/h
8	Bentley Team HTP, Bentley Continental GT3 Schmid Clemens , AUT Hamprrecht Fabian , DEU	221,54 km/h
22	MRS GT Racing, Nissan GT-R Nismo GT3 Scholze Florian , DEU Jöst Dominic , DEU	221,31 km/h
16	YACO Racing, Audi R8 LMS ultra Geipel Philip , DEU Frey Rahel , CHE	220,81 km/h
36	Schütz Motorsport, Porsche 911 GT3 R Ragginger Martin , AUT Bachler Klaus , AUT	220,27 km/h
24	kfzteile24 MS RACING, Audi R8 LMS ultra Stoll Florian , DEU Basseng Marc , DEU	220,14 km/h
19	BMW Sports Trophy Team Schubert, BMW Z4 GT3 Hürtgen Claudia , DEU Alzen Uwe , DEU	219,33 km/h
80	BMW Sports Trophy Team Schubert, BMW Z4 GT3 Baumann Dominik , AUT Klingmann Jens , DEU	219,16 km/h



ADAC GT Masters

Vmax list Race 2

Provisional



Sachsenring, Length: 3645 m

Air temperature: 35.3°C

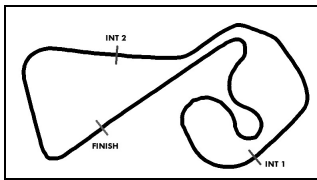
Track temperature: 53.4°C

Weather condition: Dry

DMSB Reg. Nr.: 223/2015

Sunday 30.8.2015 13:15

Nr	Team, Car, Driver, Nat	Top speed
100	kfzteile24 MS RACING, Audi R8 LMS ultra Dobitsch Daniel , AUT Sandström Edward , SWE	218,98 km/h
12	Senkyr Motorsport, BMW Z4 GT3 Marioneck Lennart , DEU Palttala Markus , FIN	218,14 km/h
3	C. Abt Racing, Audi R8 LMS ultra Weishaupt Andreas , DEU Jöns Christer , DEU	216,91 km/h
2	C. Abt Racing, Audi R8 LMS ultra Pepper Jordan Lee , ZAF Thiim Nicki , DNK	215,57 km/h
1	C. Abt Racing, Audi R8 LMS ultra Wackerbauer Stefan , DEU van der Linde Kelvin , ZAF	214,75 km/h



ADAC GT Masters

Pit stops Race 2

Provisional



Sachsenring, Length: 3645 m

Air temperature: 35.0°C

Track temperature: 52.9°C

Weather condition: Dry

DMSB Reg. Nr.: 223/2015

Sunday 30.8.2015 13:15

Nr	Driver in	Day time in	Time in	Driver out	Day time out	Time out	Nett Time
80	Jens Klingmann	13:40:53	25:05.319	Jens Klingmann	13:41:59	26:11.248	1:05.929
16	Rahel Frey	13:40:55	25:06.540	Rahel Frey	13:42:00	26:12.422	1:05.882
21	Luca Ludwig	13:40:55	25:07.104	Sebastian Asch	13:42:07	26:18.950	1:11.846
22	Dominic Jöst	13:41:08	25:20.054	Florian Scholze	13:42:15	26:26.941	1:06.887
8	Fabian Hamprecht	13:41:55	26:07.389	Fabian Hamprecht	13:43:02	27:13.669	1:06.280
24	Marc Basseng	13:42:08	26:20.163	Florian Stoll	13:43:21	27:32.725	1:12.562
69	Patrick Assenheimer	13:42:26	26:37.997	Patrick Assenheimer	13:43:32	27:43.850	1:05.853
23	Florian Strauss	13:42:43	26:55.123	Marc Gassner	13:43:50	28:01.823	1:06.700
36	Klaus Bachler	13:43:18	27:29.734	Klaus Bachler	13:44:25	28:36.768	1:07.034
7	Maximilian Buhk	13:43:28	27:40.178	Maximilian Buhk	13:44:34	28:46.267	1:06.089
3	Christer Jöns	13:43:35	27:47.179	Christer Jöns	13:44:43	28:54.861	1:07.682
25	Tomas Enge	13:43:40	27:51.977	Tomas Enge	13:44:47	28:59.231	1:07.254
19	Uwe Alzen	13:43:55	28:07.330	Claudia Hürtgen	13:45:03	29:14.824	1:07.494
2	Nicki Thiim	13:46:14	30:26.395	Nicki Thiim	13:47:21	31:32.805	1:06.410
66	Daniel Keilwitz	13:46:28	30:40.403	Daniel Keilwitz	13:47:34	31:46.376	1:05.973
1	Kelvin van der Linde	13:47:27	31:38.834	Stefan Wackerbauer	13:48:32	32:44.402	1:05.568
42	Andreas Simonsen	13:47:30	31:42.074	Hari Proczyk	13:48:37	32:48.893	1:06.819
12	Markus Palttala	13:48:09	32:20.798	Markus Palttala	13:49:15	33:27.177	1:06.379
21	Sebastian Asch	14:11:01	55:12.645				
25	Tomas Enge	14:14:07	58:19.453				