

ADAC GT Masters

Result List Qualifying 2



Provisional

DMSB Reg. Nr.: 223/2015

Sachsenring, Length: 3645 m

Air temperature: 22.3°C

Track temperature: 30.4°C

Weather condition: Dry

Sunday 30.8.2015 08:00

started : 19 classified : 19 not classified : 0

	Drivers	Team	Car	Lap	Best Time	Gap	Diff	Kph	Day Time
1	36 M.Ragginger/ K.Bachler	Schütz Motorsport	Porsche 911 GT3 R	5	1:19.979			164,1	8:09:03
2	8 C.Schmid/ F.Hamprecht	Bentley Team HTP	Bentley Continental GT3	6	1:20.176	0.197	0.197	163,7	8:17:10
3	2 J.Pepper/ N.Thiim	C. Abt Racing	Audi R8 LMS ultra	5	1:20.214	0.235	0.038	163,6	8:15:56
4	1 S.Wackerbauer/ K.van der Linde	C. Abt Racing	Audi R8 LMS ultra	6	1:20.251	0.272	0.037	163,5	8:15:41
5	3 A.Weishaupt(*G*)/ C.Jöns	C. Abt Racing	Audi R8 LMS ultra	5	1:20.324	0.345	0.073	163,4	8:17:30
6	100 D.Dobitsch/ E.Sandström	kfzteile24 MS RACING	Audi R8 LMS ultra	6	1:20.370	0.391	0.046	163,3	8:18:44
7	42 H.Proczyk/ A.Simonsen	HP Racing	Mercedes-Benz SLS AMG GT3	3	1:20.591	0.612	0.221	162,8	8:14:49
8	7 L.Stolz/ M.Buhk	Bentley Team HTP	Bentley Continental GT3	9	1:20.689	0.710	0.098	162,6	8:26:57
9	24 F.Stoll/ M.Basseng	kfzteile24 MS RACING	Audi R8 LMS ultra	14	1:20.728	0.749	0.039	162,5	8:29:49
10	66 A.Wirth/ D.Keilwitz	Callaway Competition	Corvette Z06.R GT3	6	1:20.767	0.788	0.039	162,5	8:17:56
11	25 A.von Thum und Taxis/ T.Enge	Reiter Engineering	Lamborghini Gallardo R-EX	5	1:20.800	0.821	0.033	162,4	8:07:39
12	21 S.Asch/ L.Ludwig	Team Zakspeed	Mercedes-Benz SLS AMG GT3	11	1:20.898	0.919	0.098	162,2	8:28:38
13	80 D.Baumann/ J.Klingmann	BMW Sports Trophy Team Schubert	BMW Z4 GT3	5	1:20.923	0.944	0.025	162,2	8:18:21
14	19 C.Hürtgen/ U.Alzen	BMW Sports Trophy Team Schubert	BMW Z4 GT3	4	1:21.075	1.096	0.152	161,9	8:17:39
15	16 P.Geipel/ R.Frey	YACO Racing	Audi R8 LMS ultra	8	1:21.135	1.156	0.060	161,7	8:12:36
16	23 M.Gassner(*G*)/ F.Strauss	MRS GT Racing	Nissan GT-R Nismo GT3	4	1:21.247	1.268	0.112	161,5	8:14:02
17	69 D.Alessi/ P.Assenheimer	Callaway Competition	Corvette Z06.R GT3	5	1:21.373	1.394	0.126	161,3	8:13:47
18	12 L.Marionek/ M.Palttala	Senkyr Motorsport	BMW Z4 GT3	6	1:21.454	1.475	0.081	161,1	8:12:13
19	22 F.Scholze(*G*)/ D.Jöst(*G*)	MRS GT Racing	Nissan GT-R Nismo GT3	4	1:21.692	1.713	0.238	160,6	8:13:41

Following race director decision no.22 cancellation of the fastest lap time for car no. 22

Following race director decision no.23 cancellation of the fastest lap time for car no. 23

Following race director decision no.24 cancellation of the fastest lap time for car no. 7

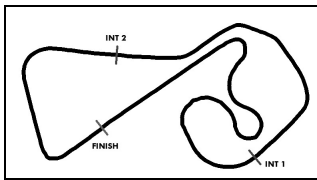
(*G*) marks the gentlemen driver

Subject to final scrutineering!

Publications Time:

Clerk of the course:

Time Keeping:



ADAC GT Masters

Lap analysis Qualifying 2



Provisional

Sachsenring, Length: 3645 m

Air temperature: 22.3°C

Track temperature: 30.4°C

Weather condition: Dry

DMSB Reg. Nr.: 223/2015

Sunday 30.8.2015 08:00

Lap	Time	SE1	SP1	SE2	SP2	SE3	SP3	TSP	Lap	Time	SE1	SP1	SE2	SP2	SE3	SP3	TSP
1	Stefan Wackerbauer, DEU/ Kelvin van der Linde, ZAF								theoretical besttime: 1:19.987								
1	8:45.693	7:59.950		20.956		24.787	163		7	1:27.600	41.708		17.706		28.186		219
2	1:29.372	44.940		19.945		24.487	170	211	8	8:18.514	7:38.361		18.600		21.553	169	
3	1:25.066	43.478		20.005		21.583	171	218	9	1:20.720	41.483		17.927		21.310	171	217
4	1:20.619	41.603		17.969		21.047	169	219	10	1:20.517	41.770		17.637		21.110	171	218
5	1:20.346	41.568		17.755		21.023	172	218	11	1:20.431	41.513		17.526		21.392	163	218
6	1:20.251	41.602		17.671		20.978	168	219	12	1:36.407	41.735		17.650		37.022		216

2	Jordan Lee Pepper, ZAF/ Nicki Thiim, DNK								theoretical besttime: 1:19.918								
1	10:24.001	9:36.345		22.635		25.021	170		7	1:25.044	41.282		17.820		25.942		219
2	1:24.885	43.373		18.766		22.746	172	217	8	7:51.486	7:10.723		19.151		21.612	172	
3	1:26.695	42.540		21.726		22.429	172	218	9	1:20.393	41.488		17.771		21.134	168	218
4	1:20.628	41.451		18.014		21.163	168	219	10	1:20.280	41.481		17.621		21.178	167	218
5	1:20.214	41.163		17.850		21.201	168	219	11	1:36.838	41.331		-		-		218
6	1:20.232	41.296		17.768		21.168	168	218									

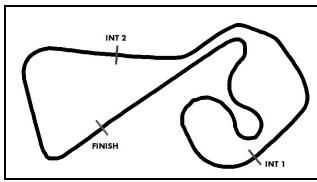
3	Andreas Weishaupt, DEU/ Christer Jöns, DEU								theoretical besttime: 1:20.270								
1	8:28.370	7:42.866		21.472		24.032	164		6	1:41.785	41.837		22.653		37.295		219
2	1:38.718	47.649		20.925		30.144		216	7	6:53.031	5:58.309		19.586		35.136	172	
3	4:41.636	4:00.306		18.348		22.982	172		8	1:20.598	41.686		17.778		21.134	169	217
4	1:21.160	41.956		17.882		21.322	169	219	9	1:20.485	41.648		17.748		21.089	170	218
5	1:20.324	41.477		17.704		21.143	171	220	10	1:42.853	41.695		20.050		41.108		218

7	Luca Stolz, DEU/ Maximilian Buhk, DEU								theoretical besttime: 1:20.599								
1	11:10.568	10:25.167		21.915		23.486	169		7	1:26.266	41.809		17.757		26.700		223
2	1:23.897	43.279		18.763		21.855	170	221	8	6:10.285	5:25.580		18.874		25.831	170	
3	1:22.066	42.386		18.346		21.334	171	220	9	1:20.689	41.731		17.831		21.127	170	222
4	1:21.315	42.111		18.020		21.184	168	223		1:20.633	41.681		17.829		21.123	172	223
5	1:20.724	41.753		17.834		21.137	169	223	10	1:24.246	41.715		18.866		23.665	171	224
6	1:22.177	41.860		17.847		22.470	168	224	11	1:29.169	41.845		17.851		29.473		224

8	Clemens Schmid, AUT/ Fabian Hamprecht, DEU								theoretical besttime: 1:20.176								
1	10:18.620	9:30.260		22.400		25.960	170		7	1:31.327	45.017		23.740		22.570	172	223
2	1:22.694	43.024		18.201		21.469	173	221	8	1:40.557	45.141		24.732		30.684		223
3	1:26.846	45.233		20.315		21.298	172	223	9	7:51.928	7:11.742		17.946		22.240	172	
4	1:20.999	42.004		17.765		21.230	173	222	10	1:25.552	41.844		17.823		25.885	173	223
5	1:20.820	41.885		17.692		21.243	174	222	11	1:29.697	42.080		19.999		27.618		224
6	1:20.176	41.502		17.591		21.083	171	223									

12	Lennart Marioneck, DEU/ Markus Palttala, FIN								theoretical besttime: 1:21.352								
1	2:41.193	1:55.939		21.516		23.738	164		9	1:22.200	42.149		18.545		21.506	167	220
2	1:55.781	1:03.117		22.413		30.251		215	10	1:40.305	42.551		21.661		36.093		219
3	3:30.169	2:48.896		18.865		22.408	167		11	5:39.777	4:47.244		21.188		31.345	169	
4	1:22.546	42.627		18.294		21.625	167	218	12	1:22.060	42.193		18.333		21.534	168	220
5	1:21.970	42.243		18.307		21.420	166	219	13	1:21.574	42.015		18.152		21.407	167	220
6	1:21.454	42.097		18.080		21.277	167	219	14	1:22.265	42.125		18.527		21.613	167	220
7	1:25.925	42.066		18.060		25.799		219	15	1:29.982	42.129		18.162		29.691		218
8	3:29.764	2:47.203		19.757		22.804	168										

16	Philip Geipel, DEU/ Rahel Frey, CHE								theoretical besttime: 1:21.079								
1	2:44.225	1:54.254		22.578		27.393	163		8	1:21.135	41.819		18.089		21.227	171	221
2	1:28.884	47.218		19.590		22.076	170	214	9	1:32.241	45.803		19.577		26.861	169	221
3	1:23.492	42.854		18.778		21.860	164	221	10	1:21.825	41.941		18.326		21.558	170	221
4	1:22.576	42.516		18.597		21.463	171	219	11	1:21.726	42.092		18.142		21.492	171	222
5	1:21.854	42.121		18.347		21.386	170	220	12	1:21.367	42.023		18.033		21.311	174	222
6	1:21.619	41.883		18.317		21.419	171	221	13	1:37.734	44.120		23.465		30.149		221
7	1:32.444	49.181		21.794		21.469	172	221									



ADAC GT Masters

Lap analysis Qualifying 2



Provisional

Sachsenring, Length: 3645 m

Air temperature: 22.3°C

Track temperature: 30.4°C

Weather condition: Dry

DMSB Reg. Nr.: 223/2015

Sunday 30.8.2015 08:00

Lap	Time	SE1	SP1	SE2	SP2	SE3	SP3	TSP	Lap	Time	SE1	SP1	SE2	SP2	SE3	SP3	TSP
19	Claudia Hürtgen, DEU/ Uwe Alzen, DEU								theoretical besttime: 1:21.002								
1	13:32.768	12:31.571		31.786		29.411	164		7	4:50.784	4:00.617		19.395		30.772	171	
2	1:24.247	44.272		18.315		21.660	171	216	8	1:21.474	41.893		18.118		21.463	171	220
3	1:21.786	42.381		17.848		21.557	174	220	9	1:21.132	41.977		17.816		21.339	172	221
4	1:21.075	41.920		17.844		21.311	172	223	10	1:21.974	41.885		18.215		21.874	170	223
5	1:21.813	41.875		17.835		22.103	172	221	11	1:29.444	42.432		17.916		29.096		221
6	1:57.612	59.295		26.152		32.165		176									

21	Sebastian Asch, DEU/ Luca Ludwig, DEU								theoretical besttime: 1:20.712								
1	10:26.852	9:38.978		23.251		24.623	166		8	1:35.621	44.316		21.135		30.170		224
2	1:31.242	45.132		19.720		26.390	172	200	9	5:31.586	4:38.828		21.083		31.675	171	
3	1:23.261	42.164		18.040		23.057	174	224	10	1:21.341	41.973		18.097		21.271	173	224
4	1:21.500	42.128		18.227		21.145	174	225	11	1:20.898	41.921		17.846		21.131	171	225
5	1:21.228	41.905		17.997		21.326	169	224	12	1:21.147	41.735		18.127		21.285	172	225
6	1:21.226	41.875		17.955		21.396	173	224	13	1:21.511	41.880		17.900		21.731	172	225
7	1:24.075	43.563		18.774		21.738	174	225	14	1:26.669	41.992		18.019		26.658		224

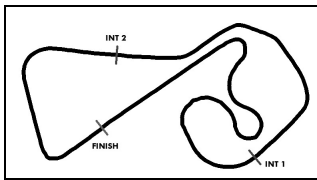
22	Florian Scholze, DEU/ Dominic Jöst, DEU								theoretical besttime: 1:21.355								
1	9:33.115	8:45.264		22.666		25.185	171		7	1:25.331	42.287		18.033		25.011		224
2	1:24.010	44.000		18.470		21.540	172	220	8	6:11.263	5:31.012		18.582		21.669	173	
3	1:22.676	42.984		18.419		21.273	173	223	9	1:22.357	42.497		18.219		21.641	172	223
4	1:21.692	42.103		18.212		21.377	173	224	10	1:21.740	42.259		18.029		21.452	174	223
5	1:21.773	42.353		18.159		21.261	173	224	11	1:22.171	42.703		17.991		21.477	176	224
	1:21.530	42.305	-	18.066	-	21.159	175	224	12	1:22.238	42.690		18.044		21.504	173	224
6	1:26.706	42.811		19.140		24.755	171	225	13	1:31.124	46.388		19.201		25.535		217

23	Marc Gassner, DEU/ Florian Strauss, DEU								theoretical besttime: 1:21.011								
1	9:50.191	9:01.969		23.689		24.533	168		7	1:27.598	42.278		18.576		26.744		224
2	1:28.923	44.888		19.471		24.564	171	222	8	5:51.722	5:09.629		19.789		22.304	173	
3	1:22.299	42.534		18.118		21.647	172	224	9	1:21.764	42.233		18.131		21.400	172	225
4	1:21.247	42.158		17.950		21.139	170	224	10	1:21.424	42.345		17.887		21.192	171	225
5	1:24.435	42.284		18.815		23.336	173	224	11	1:23.559	42.427		18.479		22.653	171	225
	1:21.221	41.985	-	18.002	-	21.234	171	225	12	1:28.949	42.899		18.182		27.868		225
6	1:23.851	42.458		18.748		22.645	170	225									

24	Florian Stoll, DEU/ Marc Basseng, DEU								theoretical besttime: 1:20.451								
1	4:01.828	3:14.181		22.609		25.038	153		9	1:20.928	41.801		17.920		21.207	171	218
2	1:30.871	46.270		21.416		23.185	172	190	10	1:26.779	42.893		18.538		25.348		219
3	1:21.864	42.281		18.280		21.303	171	219	11	9:12.816	8:23.758		20.293		28.765	169	
4	1:21.044	41.920		18.075		21.049	171	220	12	1:21.219	42.068		17.945		21.206	170	223
5	1:21.167	41.717		18.038		21.412	169	221	13	1:23.450	42.184		17.915		23.351	172	224
6	1:25.236	44.657		19.135		21.444	167	224	14	1:20.728	41.687		17.758		21.283	170	221
7	1:21.007	41.720		18.166		21.121	170	221	15	1:29.481	41.644		18.056		29.781		219
8	1:21.033	41.764		17.873		21.396	166	221									

25	Albert von Thurn und Taxis, DEU/ Tomas Enge, CZE								theoretical besttime: 1:20.765								
1	2:11.040	1:27.216		20.495		23.329	146		5	1:20.800	41.648		18.129		21.023	174	225
2	1:24.741	44.477		18.835		21.429	173	215	6	1:25.483	41.613		18.250		25.620		226
3	1:21.498	42.092		18.310		21.096	174	224	7	9:13.659	8:33.390		18.619		21.650	174	
4	1:21.169	41.793		18.242		21.134	173	225	8	4:59.241	3:54.574		34.061		30.606		226

36	Martin Ragginger, AUT/ Klaus Bachler, AUT								theoretical besttime: 1:19.901								
1	3:38.992	2:54.737		21.559		22.696	167		6	1:29.576	44.483		18.590		26.503		223
2	1:23.048	43.527		18.141		21.380	171	222	7	4:39.942	3:58.560		18.332		23.050	172	
3	1:20.986	41.825		18.176		20.985	170	224	8	1:20.586	41.395		-			170	223
4	1:20.165	41.508		17.681		20.976	170	224	9	1:32.548	43.541		20.815		28.192		224
5	1:19.979	41.265		17.759		20.955	169	224									



ADAC GT Masters

Lap analysis Qualifying 2



Provisional

Sachsenring, Length: 3645 m

Air temperature: 22.3°C

Track temperature: 30.4°C

Weather condition: Dry

DMSB Reg. Nr.: 223/2015

Sunday 30.8.2015 08:00

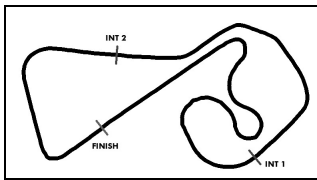
Lap	Time	SE1	SP1	SE2	SP2	SE3	SP3	TSP	Lap	Time	SE1	SP1	SE2	SP2	SE3	SP3	TSP
42	Hari Proczyk, AUT/ Andreas Simonsen, SWE								theoretical besttime: 1:20.387								
1	12:07.325	11:26.050		19.363		21.912	169		7	1:58.608	59.473		26.150		32.985	192	
2	1:22.029	42.782		17.928		21.319	169	221	8	4:40.893	3:52.862		20.623		27.408	171	
3	1:20.591	41.741		17.705		21.145	172	223	9	1:21.263	42.132		17.884		21.247	171	224
4	1:25.509	43.430		20.266		21.813	171	223	10	1:20.629	41.682		17.713		21.234	169	225
5	1:20.616	41.537		17.765		21.314	169	223	11	1:23.308	41.826		17.895		23.587	171	224
6	1:26.269	41.851		19.033		25.385	169	223	12	1:27.439	41.948		18.396		27.095		226

66	Andreas Wirth, DEU/ Daniel Keilwitz, DEU								theoretical besttime: 1:20.642								
1	10:47.144	9:56.026		24.096		27.022	149		7	1:26.658	41.843		17.911		26.904		228
2	1:37.803	49.950		20.829		27.024	155	197	8	6:48.295	6:06.946		18.838		22.511	172	
3	1:29.087	48.891		18.571		21.625	174	155	9	1:21.013	41.722		17.928		21.363	170	230
4	1:21.132	41.879		17.929		21.324	171	227	10	1:21.888	41.837		17.979		22.072	171	230
5	1:20.835	41.614		17.803		21.418	175	229	11	1:30.072	41.946		18.922		29.204		227
6	1:20.767	41.694		17.848		21.225	173	230									

69	Diego Alessi, ITA/ Patrick Assenheimer, DEU								theoretical besttime: 1:21.348								
1	8:06.130	7:15.879		23.997		26.254	159		8	1:36.956	44.817		22.105		30.034		228
2	1:30.387	48.065		20.013		22.309	179	168	9	5:15.140	4:27.286		20.780		27.074	181	
3	1:27.997	46.228		19.761		22.008	178	226	10	1:22.034	42.158		18.139		21.737	176	228
4	1:21.416	41.880		18.043		21.493	182	228	11	1:22.101	42.349		18.097		21.655	181	227
5	1:21.373	41.841		18.014		21.518	182	228	12	1:21.936	41.981		18.139		21.816	181	228
6	1:26.333	42.260		18.591		25.482		228	13	1:32.245	42.434		18.196		31.615		229
7	3:36.744	2:56.339		18.878		21.527	181										

80	Dominik Baumann, AUT/ Jens Klingmann, DEU								theoretical besttime: 1:20.754								
1	12:54.882	12:12.338		19.885		22.659	166		6	1:35.009	41.780		21.570		31.659		223
2	1:23.829	43.506		18.640		21.683	171	215	7	5:52.017	5:00.847		21.185		29.985	169	
3	1:21.244	41.995		18.039		21.210	170	220	8	1:21.263	41.757		18.123		21.383	169	221
4	1:20.932	41.798		17.921		21.213	170	220	9	1:21.065	41.844		17.946		21.275	170	222
5	1:20.923	41.623		18.024		21.276	167	221	10	2:17.899	41.913		1:06.050		29.936		222

100	Daniel Dobitsch, AUT/ Edward Sandström, SWE								theoretical besttime: 1:20.258								
1	11:53.493	11:09.155		21.081		23.257	168		6	1:20.370	41.380		17.831		21.159	170	221
2	1:25.784	44.241		19.117		22.426	167	217	7	1:38.779	44.300		23.644		30.835		222
3	1:21.569	42.346		17.970		21.253	169	219	8	5:55.423	5:08.558		21.063		25.802	172	
4	1:20.561	41.531		17.983		21.047	172	221	9	1:21.111	41.511		18.255		21.345	169	220
5	1:22.839	41.446		19.419		21.974	170	222	10	1:28.803	41.501		20.380		26.922		220



ADAC GT Masters

Vmax list Qualifying 2

Provisional



Sachsenring, Length: 3645 m

Air temperature: 22.3°C

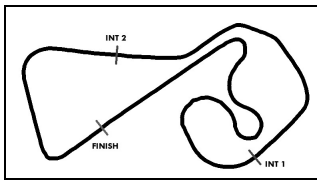
Track temperature: 30.5°C

Weather condition: Dry

DMSB Reg. Nr.: 223/2015

Sunday 30.8.2015 08:00

Nr	Team, Car, Driver, Nat	Top speed
66	Callaway Competition, Corvette Z06.R GT3 Wirth Andreas , DEU Keilwitz Daniel , DEU	229,93 km/h
69	Callaway Competition, Corvette Z06.R GT3 Alessi Diego , ITA Assenheimer Patrick , DEU	228,52 km/h
25	Reiter Engineering, Lamborghini Gallardo R-EX von Thurn und Taxis Albert , DEU Enge Tomas , CZE	225,89 km/h
42	HP Racing, Mercedes-Benz SLS AMG GT3 Proczyk Hari , AUT Simonsen Andreas , SWE	225,85 km/h
21	Team Zakspeed, Mercedes-Benz SLS AMG GT3 Asch Sebastian , DEU Ludwig Luca , DEU	225,42 km/h
23	MRS GT Racing, Nissan GT-R Nismo GT3 Gassner Marc , DEU Strauss Florian , DEU	225,42 km/h
22	MRS GT Racing, Nissan GT-R Nismo GT3 Scholze Florian , DEU Jöst Dominic , DEU	224,63 km/h
8	Bentley Team HTP, Bentley Continental GT3 Schmid Clemens , AUT Hamprecht Fabian , DEU	224,07 km/h
36	Schütz Motorsport, Porsche 911 GT3 R Ragginger Martin , AUT Bachler Klaus , AUT	223,97 km/h
24	kfzteile24 MS RACING, Audi R8 LMS ultra Stoll Florian , DEU Basseng Marc , DEU	223,97 km/h
7	Bentley Team HTP, Bentley Continental GT3 Stolz Luca , DEU Buhk Maximilian , DEU	223,70 km/h
19	BMW Sports Trophy Team Schubert, BMW Z4 GT3 Hürtgen Claudia , DEU Alzen Uwe , DEU	223,42 km/h
80	BMW Sports Trophy Team Schubert, BMW Z4 GT3 Baumann Dominik , AUT Klingmann Jens , DEU	222,91 km/h
16	YACO Racing, Audi R8 LMS ultra Geipel Philip , DEU Frey Rahel , CHE	222,31 km/h



ADAC GT Masters

Vmax list Qualifying 2

Provisional



Sachsenring, Length: 3645 m

Air temperature: 22.3°C

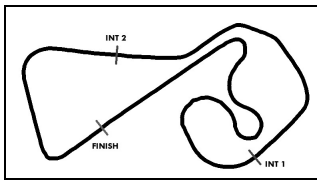
Track temperature: 30.5°C

Weather condition: Dry

DMSB Reg. Nr.: 223/2015

Sunday 30.8.2015 08:00

Nr	Team, Car, Driver, Nat	Top speed
100	kfzteile24 MS RACING, Audi R8 LMS ultra Dobitsch Daniel , AUT Sandström Edward , SWE	221,81 km/h
12	Senkyr Motorsport, BMW Z4 GT3 Marioneck Lennart , DEU Palttala Markus , FIN	220,50 km/h
3	C. Abt Racing, Audi R8 LMS ultra Weishaupt Andreas , DEU Jöns Christer , DEU	219,51 km/h
2	C. Abt Racing, Audi R8 LMS ultra Pepper Jordan Lee , ZAF Thiim Nicki , DNK	219,42 km/h
1	C. Abt Racing, Audi R8 LMS ultra Wackerbauer Stefan , DEU van der Linde Kelvin , ZAF	219,24 km/h



ADAC GT Masters

Start Grid Race 2

Provisional



Sachsenring, Length: 3645 m

Air temperature: 25.1°C

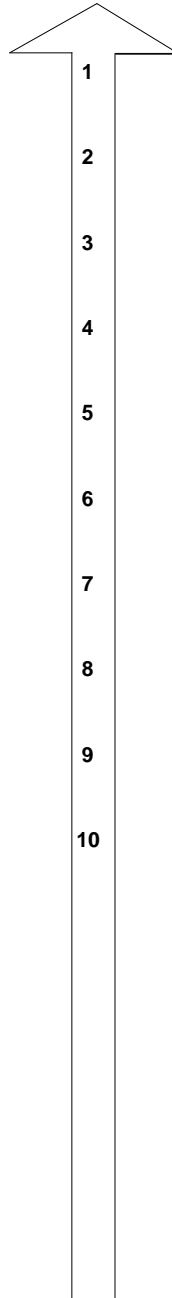
Track temperature: 35.3°C

Weather condition: Dry

DMSB Reg. Nr.: 223/2015

Sunday 30.8.2015 13:15

8 Bentley Team HTP Clemens Schmid/ Fabian Hamprecht*	1:20.176
3 C. Abt Racing Andreas Weishaupt/ Christer Jöns*	1:20.324
2 C. Abt Racing Jordan Lee Pepper/ Nicki Thiim*	1:20.214
7 Bentley Team HTP Luca Stolz/ Maximilian Buhk*	1:20.689
66 Callaway Competition Andreas Wirth/ Daniel Keilwitz*	1:20.767
21 Team Zakspeed Sebastian Asch/ Luca Ludwig*	1:20.898
19 BMW Sports Trophy Team Schube Claudia Hürtgen/ Uwe Alzen*	1:21.075
23 MRS GT Racing Marc Gassner/ Florian Strauss*	1:21.247
12 Senkyr Motorsport Lennart Marioneck/ Markus Palttala*	1:21.454



POLE POSITION

36 Schütz Motorsport Martin Ragginger/ Klaus Bachler*	1:19.979
1 C. Abt Racing Stefan Wackerbauer/ Kelvin van der Linde*	1:20.251
100 kfzteile24 MS RACING Daniel Dobitsch/ Edward Sandström*	1:20.370
42 HP Racing Hari Proczyk/ Andreas Simonsen*	1:20.591
24 kfzteile24 MS RACING Florian Stoll/ Marc Basseng*	1:20.728
25 Reiter Engineering Albert von Thurn und Taxis/ Tomas Enge*	1:20.800
80 BMW Sports Trophy Team Schube Dominik Baumann/ Jens Klingmann*	1:20.923
16 YACO Racing Philip Geipel/ Rahel Frey*	1:21.135
69 Callaway Competition Diego Alessi/ Patrick Assenheimer*	1:21.373
22 MRS GT Racing Florian Scholze/ Dominic Jöst*	1:21.692

Following stewards director decision no. 74 from Nürburgring - drop of 3 grid positions for car no. 2

* Marks the starting driver

Publications Time:

Clerk of the course:

Time Keeping: