



# ADAC Formel 4

## Result List Race 2

Provisional



Sachsenring, Length: 3645 m

Air temperature: 27.9°C

Track temperature: 40.4°C

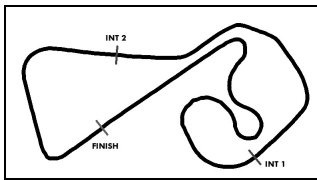
Weather condition: Dry

**DMSB** Reg. Nr.: 222/2015

Saturday 29.8.2015 15:45

started : 31      classified : 26      not classified : 5

#	Competitor	Sponsor	Laps	Total Time	Gap	Kph	Lap	Time	Kph
CI	Drivers	Car							
1	27 HTP Juniorteam M.Dienst(DEU)	ADAC Formel 4 powered by Abarth	15	40:00.850		82,0	6	1:20.675	162,7
2	7 Motopark J.Eriksson(SWE)	ADAC Formel 4 powered by Abarth	15	40:02.029	1.179	81,9	11	1:21.155	161,7
3	36 Van Amersfoort Racing J.Mawson(AUS)	ADAC Formel 4 powered by Abarth	15	40:02.479	1.629	81,9	14	1:21.250	161,5
4	1 Neuhauser Racing K.Schramm(DEU)	ADAC Formel 4 powered by Abarth	15	40:02.866	2.016	81,9	15	1:21.175	161,7
5	5 ADAC Berlin-Brandenburg e.V. R D.Beckmann(DEU)	ADAC Formel 4 powered by Abarth	15	40:03.890	3.040	81,9	14	1:21.485	161,0
6	2 Neuhauser Racing T.Zimmermann(DEU)	ADAC Formel 4 powered by Abarth	15	40:04.405	3.555	81,9	15	1:21.491	161,0
7	4 ADAC Berlin-Brandenburg e.V. R.Shwartzman(RUS)	ADAC Formel 4 powered by Abarth	15	40:05.036	4.186	81,8	15	1:21.431	161,1
8	30 Team Timo Scheider J.Kremer(DEU)	ADAC Formel 4 powered by Abarth	15	40:07.927	7.077	81,7	6	1:21.805	160,4
9	10 Motopark M.Waldherr(DEU)	ADAC Formel 4 powered by Abarth	15	40:08.430	7.580	81,7	6	1:22.069	159,9
10	26 Van Amersfoort Racing H.Newey(GBR)	ADAC Formel 4 powered by Abarth	15	40:08.770	7.920	81,7	6	1:21.977	160,1
11	20 Nikolaj Rogivue N.Rogivue(CHE)	ADAC Formel 4 powered by Abarth	15	40:11.724	10.874	81,6	14	1:22.496	159,1
12	8 Motopark R J.Fittje(DEU)	ADAC Formel 4 powered by Abarth	15	40:12.242	11.392	81,6	5	1:22.240	159,6
13	6 ADAC Berlin-Brandenburg e.V. R M.Ortmann(DEU)	ADAC Formel 4 powered by Abarth	15	40:12.382	11.532	81,6	7	1:21.811	160,4
14	34 Toni Wolf R T.Wolf(DEU)	ADAC Formel 4 powered by Abarth	15	40:12.860	12.010	81,6	7	1:21.868	160,3
15	14 Jenzer Motorsport GmbH M.Müller-Crepon(DEU)	ADAC Formel 4 powered by Abarth	15	40:13.565	12.715	81,6	15	1:22.495	159,1
16	15 Jenzer Motorsport GmbH D.Kolkmann(DEU)	ADAC Formel 4 powered by Abarth	15	40:13.878	13.028	81,5	15	1:22.388	159,3
17	18 Race Performance G.Maggi(CHE)	ADAC Formel 4 powered by Abarth	15	40:14.468	13.618	81,5	12	1:22.597	158,9
18	38 Liqui Moly Team Engstler R L.Engstler(DEU)	ADAC Formel 4 powered by Abarth	15	40:14.998	14.148	81,5	13	1:22.519	159,0
19	77 Provily Racing R J.Van Uiter(NLD)	ADAC Formel 4 powered by Abarth	15	40:15.538	14.688	81,5	12	1:22.774	158,5
20	3 ADAC Berlin-Brandenburg e.V. R B.Mazatis(DEU)	ADAC Formel 4 powered by Abarth	15	40:16.629	15.779	81,4	7	1:22.215	159,6
21	33 RS-Competition J.Jonck(DNK)	ADAC Formel 4 powered by Abarth	15	40:16.772	15.922	81,4	13	1:22.879	158,3
22	9 Motopark R J.Cecotto(VEN)	ADAC Formel 4 powered by Abarth	15	40:17.048	16.198	81,4	12	1:22.587	158,9
23	31 ADAC Berlin-Brandenburg e.V. R Y.Shlom(RUS)	ADAC Formel 4 powered by Abarth	15	40:17.322	16.472	81,4	13	1:22.235	159,6
24	35 HTP Juniorteam R C.Schreiner(DEU)	ADAC Formel 4 powered by Abarth	15	40:22.620	21.770	81,2	15	1:23.883	156,4
25	21 Liqui Moly Team Engstler R M.Halder(DEU)	ADAC Formel 4 powered by Abarth	15	40:24.997	24.147	81,2	14	1:23.288	157,5



# ADAC Formel 4

## Result List Race 2

Provisional

**DMSB** Reg. Nr.: 222/2015

Saturday 29.8.2015 15:45



Sachsenring, Length: 3645 m  
Air temperature: 27.9°C  
Track temperature: 40.4°C  
Weather condition: Dry

started : 31      classified : 26      not classified : 5

#	Competitor	Sponsor	Laps	Total Time	Gap	Kph	Lap	Time	Kph
CI	Drivers	Car							
26	55 Race Performance R M.Niederhauser(CHE)	ADAC Formel 4 powered by Abarth	14	40:32.285	1 LAP	75,5	13	1:24.913	154,5
<b>not classified</b>									
13	Team piroports C.Piro(DEU)	ADAC Formel 4 powered by Abarth	6	26:32.760	9LAPS	49,4	5	1:22.794	158,5
41	Jenzer Motorsport R N.Rindlisbacher(CHE)	ADAC Formel 4 powered by Abarth	6	26:34.162	9LAPS	49,4	5	1:25.886	152,8
25	Van Amersfoort Racing R M.Schumacher(DEU)	ADAC Formel 4 powered by Abarth							
16	Jenzer Motorsport GmbH M.Böckmann(DEU)	ADAC Formel 4 powered by Abarth							
28	HTP Juniorteam J.Esmeijer(NLD)	ADAC Formel 4 powered by Abarth							

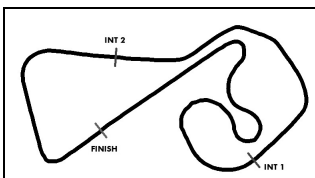
*Fastest lap of the race. Car 27 driver Dienst on lap 6. Time 1:20.675, average speed 162,7 km/h.*

**Subject to final scrutineering!**

Publications Time:

Clerk of the course:

Time Keeping:



# ADAC Formel 4

## Lap chart Race 2

Provisional

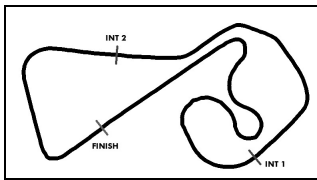


Sachsenring, Length: 3645 m

Saturday 29.8.2015 15:45

POS	1	2	3	4	5	6	7	8	9	10	11	12	13	14	15	16	17	18	19	20	21	22	23	24	25	26	27	28	29	30	31	32
LAP 1	7	36	27	1	5	2	4	30	26	10	6	20	8	41	14	18	77	34	15	38	33	35	3	55	9	21	13	31				
LAP 2	7	36	27	1	5	2	4	30	26	10	6	20	8	41	14	18	77	34	15	38	33	35	3	55	9	21	13	31				
LAP 3	7	36	27	1	5	2	4	30	26	10	6	20	8	41	14	18	34	15	77	38	33	35	3	55	9	21	13	31				
LAP 4	7	36	27	1	5	2	4	30	10	26	20	8	14	18	6	34	15	41	38	33	77	35	9	3	13	21	55	31				
LAP 5	7	27	36	1	5	2	4	30	10	26	20	8	6	18	34	15	14	38	33	77	41	9	35	3	13	21	31	.55				
LAP 6	7	27	36	1	5	2	4	30	10	26	20	8	6	18	34	15	14	38	33	77	9	3	35	21	13	.41	31	55'				
LAP 7	7	27	36	1	5	2	4	30	10	26	20	8	6	34	18	15	14	38	33	77	9	3	35	21	31	55'						
LAP 8	7	27	36	1	5	2	4	30	10	26	20	8	6	34	18	15	14	38	33	77	9	3	35	21	31	55'						
LAP 9	7	27	36	1	5	2	4	30	10	26	20	8	6	34	18	15	14	38	33	77	9	3	35	21	31	55'						
LAP 10	7	27	36	1	5	2	4	30	10	26	20	8	6	34	18	15	14	38	33	77	9	3	35	21	31	55'						
LAP 11	7	27	36	1	5	2	4	30	10	26	20	8	6	34	18	15	14	38	33	77	9	3	35	31	21	55'						
LAP 12	27	7	36	1	5	2	4	30	10	26	20	8	6	34	18	15	14	38	33	77	9	3	31	35	21	55'						
LAP 13	27	7	36	1	5	2	4	30	10	26	20	8	6	34	18	15	14	38	33	77	9	3	31	35	21	55'						
LAP 14	27	7	36	1	5	2	4	30	10	26	20	8	6	34	14	15	18	38	33	77	3	9	31	35	21	55'						
LAP 15	27	7	36	1	5	2	4	30	10	26	20	8	6	34	14	15	18	38	77	3	33	9	31	35	21							

. - PIT STOP ' - LAP BEHIND



# ADAC Formel 4

## Lap analysis Race 2

Provisional



Sachsenring, Length: 3645 m

Air temperature: 27.9°C

Track temperature: 40.5°C

Weather condition: Dry

**DMSB** Reg. Nr.: 222/2015

Saturday 29.8.2015 15:45

Lap	Time	SE1	SP1	SE2	SP2	SE3	SP3	TSP	Lap	Time	SE1	SP1	SE2	SP2	SE3	SP3	TSP
<b>1 Kim Luis Schramm, DEU ,</b>									<b>theoretical besttime: 1:21.090</b>								
1	1:37.677	45.002		25.002		27.673	118	112	9	2:03.619	59.728		31.229		32.662	115	147
2	2:32.994	1:09.520		35.087		48.387	50	129	10	2:12.180	1:00.153		30.610		41.417	155	152
3	17:56.918	16:42.803		31.099		43.016	147	67	11	1:21.867	42.187		18.037		21.643	155	198
4	1:22.908	42.813		18.147		21.948	154	191	12	1:21.668	42.066		17.928		21.674	150	<b>198</b>
5	1:22.058	42.364		18.066		21.628	155	195	13	1:21.834	42.086		18.027		21.721	<b>156</b>	195
6	1:21.592	42.087		17.865		21.640	155	196	14	1:21.217	41.875		17.800		21.542	156	198
7	1:21.244	<b>41.824</b>		17.875		21.545	155	196	<b>15</b>	<b>1:21.175</b>	41.909		<b>17.783</b>		<b>21.483</b>	157	197
8	1:23.915	42.005		18.013		23.897	131	196									

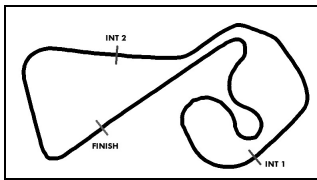
<b>2 Tim Zimmermann, DEU ,</b>									<b>theoretical besttime: 1:21.165</b>								
1	1:38.833	45.551		25.400		27.882	126	117	9	2:02.978	58.912		31.616		32.450	104	153
2	2:34.033	1:09.171		35.303		49.559	45	138	10	2:11.786	1:00.330		30.109		41.347	156	139
3	17:55.017	16:41.770		31.188		42.059	154	71	11	1:22.009	42.369		18.000		21.640	156	198
4	1:23.578	43.277		18.316		21.985	155	197	12	1:21.855	42.241		17.959		21.655	156	198
5	1:22.135	42.298		18.106		21.731	<b>157</b>	197	13	1:21.782	42.175		17.890		21.717	156	<b>199</b>
6	1:21.926	42.169		18.017		21.740	156	198	14	1:21.535	42.086		17.912		<b>21.537</b>	156	198
7	1:21.739	42.033		17.991		21.715	156	198	<b>15</b>	<b>1:21.491</b>	42.046		<b>17.879</b>		21.566	156	198
8	1:23.708	<b>41.749</b>		18.212		23.747	129	197									

<b>3 Benjamin Mazatis, DEU ,</b>									<b>theoretical besttime: 1:22.051</b>								
1	1:51.689	52.825		31.489		27.375	126	152	9	1:58.106	53.985		32.612		31.509	98	154
2	2:54.820	1:10.426		36.058		1:08.336	22	124	10	2:08.076	1:01.090		29.270		37.716	152	146
3	17:29.129	16:22.420		28.886		37.823	152	99	11	1:22.709	42.500		18.308		21.901	155	195
4	1:25.354	43.678		18.819		22.857	153	195	12	1:22.484	42.345		18.319		21.820	155	198
5	1:24.435	43.256		18.595		22.584	156	198	13	1:23.454	42.896		18.749		21.809	<b>157</b>	<b>200</b>
6	1:23.425	42.631		18.996		<b>21.798</b>	153	200	14	1:22.502	42.249		<b>18.261</b>		21.992	154	199
7	<b>1:22.215</b>	<b>41.992</b>		18.284		21.939	156	196	15	1:23.631	42.769		18.634		22.228	153	197
8	1:24.600	42.706		18.867		23.027	154	198									

<b>4 Robert Shwartzman, RUS ,</b>									<b>theoretical besttime: 1:21.398</b>								
1	1:39.718	45.787		25.778		28.153	130	123	9	2:02.912	58.767		31.738		32.407	102	159
2	2:33.891	1:08.801		35.173		49.917	47	137	10	2:11.539	1:00.282		30.071		41.186	158	134
3	17:54.514	16:41.447		31.374		41.693	156	69	11	1:22.144	42.453		18.203		<b>21.488</b>	158	<b>201</b>
4	1:23.806	43.349		18.705		21.752	<b>159</b>	198	12	1:21.879	42.075		18.081		21.723	158	200
5	1:22.253	42.257		18.270		21.726	158	199	13	1:21.828	42.087		18.122		21.619	158	200
6	1:22.010	42.001		18.299		21.710	156	199	14	1:21.791	42.010		18.180		21.601	158	198
7	1:21.617	41.903		18.173		21.541	158	198	<b>15</b>	<b>1:21.431</b>	<b>41.851</b>		<b>18.059</b>		21.521	158	199
8	1:23.703	41.873		18.298		23.532	129	199									

<b>5 David Beckmann, DEU ,</b>									<b>theoretical besttime: 1:21.357</b>								
1	1:38.293	45.251		25.328		27.714	118	116	9	2:03.262	59.439		31.380		32.443	110	157
2	2:33.128	1:09.280		35.226		48.622	48	143	10	2:12.006	1:00.331		30.256		41.419	156	146
3	17:56.282	16:42.841		31.024		42.417	154	65	11	1:21.852	42.151		18.083		21.618	158	198
4	1:23.180	43.065		18.352		21.763	158	192	12	1:21.814	42.068		18.026		21.720	157	<b>201</b>
5	1:22.243	42.363		18.176		21.704	157	199	13	1:21.732	42.095		17.965		21.672	<b>159</b>	199
6	1:21.804	42.089		18.082		21.633	158	198	<b>14</b>	<b>1:21.485</b>	41.899		18.015		<b>21.571</b>	158	199
7	1:21.588	41.913		18.032		21.643	158	198	15	1:21.557	41.983		<b>17.953</b>		21.621	158	199
8	1:23.664	<b>41.833</b>		18.004		23.827	120	197									

<b>6 Mike David Ortmann, DEU ,</b>									<b>theoretical besttime: 1:21.784</b>								
1	1:42.931	47.118		27.230		28.583	106		9	1:59.176	55.984		31.993		31.199	124	161
2	2:37.398	1:08.845		35.399		53.154	41	151	10	2:09.936	1:01.404		29.593		38.939	158	146
3	17:49.302	16:39.478		29.706		40.118	155	73	11	1:23.042	42.914		18.458		21.670	158	199
4	1:26.992	44.662		19.209		23.121	153	197	12	1:22.896	42.310		18.320		22.266	153	<b>200</b>
5	1:23.077	42.851		18.413		21.813	157	190	13	1:23.556	42.290		18.578		22.688	155	199
6	1:22.035	42.169		18.282		<b>21.584</b>	156	196	14	1:22.770	42.626		18.411		21.733	158	197
7	<b>1:21.811</b>	<b>42.067</b>		<b>18.133</b>		21.611	158	195	15	1:22.378	42.481		18.295		21.602	<b>159</b>	
8	1:25.082	42.120		18.895		24.067	130	198									



# ADAC Formel 4

## Lap analysis Race 2

Provisional



Sachsenring, Length: 3645 m  
 Air temperature: 27.9°C  
 Track temperature: 40.5°C  
 Weather condition: Dry

**DMSB** Reg. Nr.: 222/2015

Saturday 29.8.2015 15:45

Lap	Time	SE1	SP1	SE2	SP2	SE3	SP3	TSP	Lap	Time	SE1	SP1	SE2	SP2	SE3	SP3	TSP
-----	------	-----	-----	-----	-----	-----	-----	-----	-----	------	-----	-----	-----	-----	-----	-----	-----

**7 Joel Eriksson, SWE , theoretical besttime: 1:21.130**

1	1:36.137	43.947		24.786		27.404	126	105	9	2:03.521	59.990		31.193		32.338	121	142
2	2:31.410	1:09.815		34.840		46.755	52	131	10	2:12.778	1:00.644		30.521		41.613	155	158
3	17:58.205	16:44.232		31.437		42.536	155	61	<b>11</b>	<b>1:21.155</b>	<b>41.832</b>		<b>17.875</b>		21.448	156	196
4	1:21.515	41.944		17.989		21.582	156	195	12	1:22.518	42.712		18.203		21.603	155	196
5	1:21.532	41.998		17.994		21.540	157	195	13	1:21.422	42.055		17.944		<b>21.423</b>	155	<b>198</b>
6	1:21.703	42.118		18.003		21.582	154	196	14	1:21.356	41.937		17.905		21.514	<b>157</b>	198
7	1:21.867	42.272		18.059		21.536	153	197	15	1:21.513	41.933		17.976		21.604	155	198
8	1:25.397	42.109		17.936		25.352	135	196									

**8 Jannes Fittje, DEU , theoretical besttime: 1:22.072**

1	1:44.333	48.377		27.442		28.514	105	139	9	1:59.012	55.997		31.212		31.803	115	160
2	2:38.996	1:08.860		35.544		54.592	43	153	10	2:10.476	1:01.244		29.878		39.354	<b>157</b>	145
3	17:47.182	16:38.181		29.356		39.645	153	94	11	1:22.918	42.883		18.339		<b>21.696</b>	156	199
4	1:24.143	43.344		18.915		21.884	154	198	12	1:22.882	42.335		18.307		22.240	152	<b>202</b>
5	<b>1:22.240</b>	<b>42.083</b>		<b>18.293</b>		21.864	156	197	13	1:23.922	42.450		18.771		22.701	152	199
6	1:22.642	42.248		18.377		22.017	153	200	14	1:22.687	42.409		18.430		21.848	156	197
7	1:23.329	42.443		19.164		21.722	156	198	15	1:22.412	42.264		18.425		21.723	154	
8	1:25.068	42.313		18.981		23.774	145	200									

**9 Jonathan Cecotto, VEN , theoretical besttime: 1:22.521**

1	1:52.932	53.544		31.884		27.504	125		9	1:57.975	54.092		32.085		31.798	96	147
2	2:58.971	1:11.314		35.899		1:11.758	19	137	10	2:08.253	1:01.277		29.265		37.711	154	135
3	17:25.294	16:18.769		28.751		37.774	149	93	11	1:22.824	42.693		18.265		<b>21.866</b>	156	199
4	1:23.499	42.844		18.273		22.382	154	196	<b>12</b>	<b>1:22.587</b>	<b>42.529</b>		<b>18.126</b>		21.932	154	200
5	1:23.866	43.141		18.766		21.959	<b>156</b>	198	13	1:23.474	43.064		18.495		21.915	156	<b>201</b>
6	1:23.261	42.853		18.449		21.959	154	198	14	1:23.954	42.945		18.409		22.600	152	201
7	1:22.891	42.696		18.294		21.901	<b>156</b>	197	15	1:22.858	42.625		18.249		21.984	154	198
8	1:24.409	42.770		18.415		23.224	155	198									

**10 Michael Waldherr, DEU , theoretical besttime: 1:21.674**

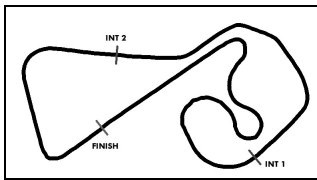
1	1:42.151	46.857		26.532		28.762	115	131	9	2:00.276	56.490		31.610		32.176	105	167
2	2:36.053	1:08.436		35.114		52.503	41	140	10	2:11.016	1:00.290		30.356		40.370	156	145
3	17:50.959	16:40.286		30.031		40.642	<b>157</b>	70	11	1:22.453	42.777		17.979		21.697	156	
4	1:23.963	43.328		18.289		22.346	153	199	12	1:22.106	42.446		18.011		<b>21.649</b>	156	199
5	1:22.195	42.251		18.100		21.844	155	199	13	1:22.568	42.277		18.389		21.902	155	<b>201</b>
6	<b>1:22.069</b>	<b>42.073</b>		18.108		21.888	154	199	14	1:22.480	42.361		18.122		21.997	154	197
7	1:22.359	42.443		18.162		21.754	153	197	15	1:22.238	42.437		<b>17.952</b>		21.849	156	198
8	1:25.544	42.335		18.382		24.827	130	197									

**13 Cedric Piro, DEU , theoretical besttime: 1:22.658**

1	1:54.292	54.275		32.454		27.563	140		<b>5</b>	<b>1:22.794</b>	42.545		<b>18.356</b>		<b>21.893</b>	<b>154</b>	193
2	3:02.473	1:11.396		36.140		1:14.937	12	132	6	1:25.897	<b>42.409</b>		18.742		24.746	153	197
3	17:21.180	16:15.078		28.810		37.292	153	108									
4	1:26.124	44.158		18.916		23.050	149	<b>197</b>									

**14 Moritz Müller-Crepon, DEU , theoretical besttime: 1:22.377**

1	1:45.954	49.306		27.864		28.784	100	146	9	1:58.403	54.437		32.389		31.577	108	172
2	2:40.646	1:08.721		35.607		56.318	39	132	10	2:08.792	1:00.796		29.330		38.666	154	137
3	17:45.247	16:36.251		29.839		39.157	151	94	11	1:22.849	42.541		<b>18.312</b>		21.996	154	<b>198</b>
4	1:24.612	42.882		18.941		22.789	148	194	12	1:22.967	42.541		18.530		21.896	154	197
5	1:25.466	42.680		18.535		24.251	151	192	13	1:22.509	42.302		18.349		21.858	<b>155</b>	196
6	1:23.800	43.028		18.629		22.143	154	193	14	1:23.150	42.807		18.378		21.965	154	195
7	1:23.204	42.460		18.729		22.015	153	196	<b>15</b>	<b>1:22.495</b>	42.352		18.339		<b>21.804</b>	155	197
8	1:23.471	<b>42.261</b>		18.911		22.299	118	196									



# ADAC Formel 4

## Lap analysis Race 2

Provisional



Sachsenring, Length: 3645 m

Air temperature: 27.9°C

Track temperature: 40.5°C

Weather condition: Dry

**DMSB** Reg. Nr.: 222/2015

Saturday 29.8.2015 15:45

Lap	Time	SE1	SP1	SE2	SP2	SE3	SP3	TSP	Lap	Time	SE1	SP1	SE2	SP2	SE3	SP3	TSP
<b>15</b>	David Kolkmann, DEU ,								<b>theoretical besttime: 1:22.219</b>								
1	1:48.800	50.772		29.291		28.737	115	145	9	1:59.173	55.504		32.144		31.525	109	165
2	2:45.091	1:08.571		35.742		1:00.778	27	145	10	2:09.139	1:01.059		29.387		38.693	155	128
3	17:39.442	16:31.334		29.625		38.483	153	82	11	1:22.635	42.463		18.271		21.901	<b>156</b>	195
4	1:25.143	43.238		19.208		22.697	151	195	12	1:22.568	42.384		<b>18.239</b>		21.945	155	<b>198</b>
5	1:23.290	42.560		18.425		22.305	148	194	13	1:23.384	42.644		18.376		22.364	153	197
6	1:22.663	42.413		18.395		21.855	155	192	14	1:23.716	43.137		18.607		21.972	155	
7	1:22.400	42.221		18.304		21.875	155	195	<b>15</b>	<b>1:22.388</b>	42.295		18.270		<b>21.823</b>	155	197
8	1:24.046	<b>42.157</b>		18.615		23.274	133	196									

<b>18</b>	Giorgio Maggi, CHE ,								<b>theoretical besttime: 1:22.096</b>								
1	1:46.664	49.627		28.410		28.627	98	145	9	1:59.015	55.458		32.255		31.302	112	167
2	2:41.489	1:08.662		35.592		57.235	36	145	10	2:09.127	1:01.224		29.471		38.432	156	123
3	17:43.897	16:35.227		29.753		38.917	154	102	11	1:22.882	42.625		18.369		21.888	<b>157</b>	198
4	1:24.473	43.166		18.685		22.622	151	196	<b>12</b>	<b>1:22.597</b>	42.306		<b>18.316</b>		21.975	156	198
5	1:23.684	43.383		18.462		21.839	154	192	13	1:23.712	42.682		18.366		22.664	150	<b>200</b>
6	1:22.944	42.253		18.699		21.992	154	193	14	1:24.019	43.378		18.516		22.125	157	195
7	1:22.892	42.723		18.506		<b>21.663</b>	155	194	15	1:22.705	42.529		18.509		21.667	154	198
8	1:24.368	<b>42.117</b>		18.799		23.452	132	194									

<b>20</b>	Nikolaj Rogivue, CHE ,								<b>theoretical besttime: 1:22.089</b>								
1	1:43.470	47.418		27.617		28.435	95		9	1:59.520	56.003		31.620		31.897	114	159
2	2:38.144	1:09.162		35.226		53.756	38	142	10	2:10.559	1:01.307		29.563		39.689	157	132
3	17:48.311	16:38.919		29.863		39.529	155	72	11	1:23.036	43.029		<b>18.274</b>		21.733	156	<b>200</b>
4	1:23.716	43.145		18.742		21.829	<b>158</b>	199	12	1:22.881	42.286		18.390		22.205	152	199
5	1:22.897	42.663		18.338		21.896	157	198	13	1:23.728	42.375		18.907		22.446	152	196
6	1:22.616	42.324		18.345		21.947	153	198	<b>14</b>	<b>1:22.496</b>	42.501		18.370		<b>21.625</b>	158	196
7	1:23.426	42.710		18.718		21.998	154	197	15	1:22.529	42.316		18.389		21.824	156	198
8	1:24.395	<b>42.190</b>		18.714		23.491	148	197									

<b>21</b>	Michelle Halder, DEU ,								<b>theoretical besttime: 1:23.265</b>								
1	1:53.657	53.964		32.352		27.341	133	155	9	1:53.186	49.324		32.074		31.788	118	192
2	3:00.590	1:11.477		35.925		1:13.188	18	132	10	2:08.082	1:00.571		29.712		37.799	114	129
3	17:23.370	16:17.181		28.629		37.560	153	103	11	1:27.179	44.718		19.446		23.015	151	183
4	1:26.733	44.252		18.993		23.488	149	195	12	1:23.618	42.967		<b>18.430</b>		22.221	154	193
5	1:24.222	43.329		18.517		22.376	154	194	13	1:23.567	42.801		18.505		22.261	155	195
6	1:23.665	42.827		18.494		22.344	155	195	<b>14</b>	<b>1:23.288</b>	<b>42.662</b>		18.453		<b>22.173</b>	155	194
7	1:23.445	42.824		18.445		22.176	<b>156</b>	195	15	1:23.924	42.771		18.739		22.414	153	194
8	1:26.471	42.696		20.370		23.405	150	<b>197</b>									

<b>26</b>	Harrison Newey, GBR ,								<b>theoretical besttime: 1:21.675</b>								
1	1:41.379	46.333		26.492		28.554	117	124	9	2:00.385	56.618		31.828		31.939	107	166
2	2:35.891	1:08.766		34.915		52.210	42	145	10	2:10.788	1:00.902		29.843		40.043	156	133
3	17:51.509	16:40.231		30.214		41.064	155	67	11	1:22.345	42.825		17.987		<b>21.533</b>	<b>159</b>	197
4	1:24.603	43.226		18.639		22.738	149	196	12	1:22.218	42.454		18.171		21.593	156	198
5	1:22.184	42.505		18.103		21.576	157	191	13	1:22.558	<b>42.178</b>		18.657		21.723	155	<b>199</b>
6	<b>1:21.977</b>	42.184		<b>17.964</b>		21.829	156	197	14	1:22.323	42.298		18.082		21.943	154	198
7	1:22.358	42.633		18.070		21.655	157	197	15	1:22.501	42.694		17.996		21.811	155	197
8	1:25.751	42.550		18.527		24.674	132	196									

<b>27</b>	Marvin Dienst, DEU ,								<b>theoretical besttime: 1:20.574</b>								
1	1:36.958	44.602		24.938		27.418	134	104	9	2:03.588	1:00.071		31.190		32.327	124	143
2	2:32.626	1:09.803		34.982		47.841	50	133	10	2:12.776	1:00.608		30.527		41.641	152	168
3	17:57.142	16:43.224		31.338		42.580	156	68	11	1:20.926	41.700		<b>17.939</b>		21.287	<b>159</b>	197
4	1:22.346	42.118		18.570		21.658	157	198	12	1:21.707	42.474		17.989		<b>21.244</b>	157	194
5	1:20.963	41.636		18.044		21.283	159	197	13	1:20.690	<b>41.391</b>		17.955		21.344	157	197
6	<b>1:20.675</b>	41.440		17.944		21.291	158	198	14	1:21.567	41.698		18.184		21.685	157	197
7	1:21.851	42.377		18.128		21.346	158	<b>200</b>	15	1:21.544	41.621		18.326		21.597	158	197
8	1:25.491	42.206		18.350		24.935	133	200									





# ADAC Formel 4

## Lap analysis Race 2

Provisional



Sachsenring, Length: 3645 m

Air temperature: 27.9°C

Track temperature: 40.5°C

Weather condition: Dry

**DMSB** Reg. Nr.: 222/2015

Saturday 29.8.2015 15:45

Lap	Time	SE1	SP1	SE2	SP2	SE3	SP3	TSP	Lap	Time	SE1	SP1	SE2	SP2	SE3	SP3	TSP
-----	------	-----	-----	-----	-----	-----	-----	-----	-----	------	-----	-----	-----	-----	-----	-----	-----

### 30 Jason Kremer, DEU ,

**theoretical besttime: 1:21.668**

1	1:40.402	46.055		26.196		28.151	123	120	9	2:02.505	58.362		31.719		32.424	105	157
2	2:35.613	1:09.180		34.822		51.611	40	137	10	2:11.357	1:00.166		30.026		41.165	154	136
3	17:52.507	16:40.053		31.127		41.327	154	72	11	1:22.261	42.445		18.100		21.716	154	
4	1:24.215	43.179		18.834		22.202	151	192	12	1:22.146	42.323		18.238		21.585	155	196
5	1:21.969	42.209		18.136		21.624	<b>156</b>	194	13	1:22.316	42.404		18.165		21.747	153	196
6	<b>1:21.805</b>	42.127		<b>17.998</b>		21.680	155	<b>196</b>	14	1:22.438	42.235		18.378		21.825	154	195
7	1:21.904	42.204		18.151		<b>21.549</b>	155	196	15	1:22.399	42.162		18.380		21.857	154	194
8	1:24.090	<b>42.121</b>		18.284		23.685	131	196									

### 31 Yan Leon Shlom, RUS ,

**theoretical besttime: 1:22.169**

1	1:55.358	56.728		31.354		27.276	129	146	9	1:36.279	46.052		20.021		30.206	123	187
2	3:12.177	1:11.576		37.317		1:23.284	5	122	10	2:06.309	1:01.038		29.206		36.065	148	133
3	17:10.709	16:05.493		28.880		36.336	152	95	11	1:22.688	42.557		18.382		21.749	<b>156</b>	191
4	1:26.304	44.030		18.982		23.292	151	195	12	1:23.114	42.802		18.442		21.870	154	198
5	1:25.962	45.524		18.695		<b>21.743</b>	154	194	<b>13</b>	<b>1:22.235</b>	<b>42.141</b>		<b>18.285</b>		21.809	154	194
6	1:41.560	59.884		19.590		22.086	152	193	14	1:22.748	42.376		18.294		22.078	154	196
7	1:23.136	42.416		18.860		21.860	155	193	15	1:22.938	42.676		18.326		21.936	156	<b>201</b>
8	1:25.805	43.042		19.935		22.828	150	194									

### 33 Jan Jonck, DNK ,

**theoretical besttime: 1:22.538**

1	1:50.671	51.747		30.817		28.107	121	147	9	1:58.389	54.334		32.365		31.690	96	153
2	2:50.403	1:09.891		35.402		1:05.110	25	120	10	2:08.201	1:01.278		29.249		37.674	<b>156</b>	135
3	17:33.086	16:26.026		29.704		37.356	154	100	11	1:22.884	42.759		18.276		<b>21.849</b>	156	199
4	1:24.818	43.417		18.581		22.820	154	196	12	1:23.028	<b>42.513</b>		18.321		22.194	153	200
5	1:24.512	43.443		18.962		22.107	154	196	<b>13</b>	<b>1:22.879</b>	42.854		<b>18.176</b>		<b>21.849</b>	156	198
6	1:23.046	42.569		18.499		21.978	<b>156</b>	197	14	1:23.322	42.680		18.370		22.272	154	196
7	1:23.197	42.779		18.348		22.070	154	200	15	1:24.296	43.725		18.421		22.150	155	<b>201</b>
8	1:24.040	42.964		18.347		22.729	127	199									

### 34 Toni Wolf, DEU ,

**theoretical besttime: 1:21.828**

1	1:48.118	50.418		29.247		28.453	115	151	9	1:59.659	56.276		32.307		31.076	118	172
2	2:44.021	1:08.808		35.627		59.586	28	154	10	2:09.456	1:01.347		29.606		38.503	158	129
3	17:40.646	16:32.566		29.624		38.456	156	77	11	1:22.993	42.829		18.372		21.792	156	200
4	1:25.361	43.206		19.468		22.687	152	197	12	1:22.733	42.257		<b>18.150</b>		22.326	156	201
5	1:22.635	42.316		18.428		21.891	157	196	13	1:23.664	42.500		18.472		22.692	155	<b>202</b>
6	1:22.633	42.248		18.247		22.138	158	199	14	1:22.845	42.724		18.352		21.769	<b>158</b>	199
7	<b>1:21.868</b>	<b>42.012</b>		18.190		<b>21.666</b>	157	201	15	1:22.490	42.398		18.343		21.749	158	199
8	1:23.738	42.156		18.229		23.353	129	197									

### 35 Carrie Schreiner, DEU ,

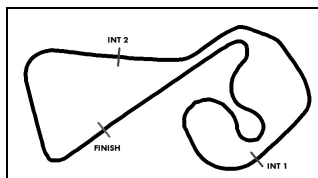
**theoretical besttime: 1:23.510**

1	1:51.096	52.440		31.373		27.283	125	155	9	1:53.587	49.144		32.674		31.769	123	195
2	2:53.397	1:10.419		35.890		1:07.088	21	133	10	2:07.154	1:00.753		29.018		37.383	153	132
3	17:30.737	16:23.866		28.946		37.925	151	101	11	1:23.956	43.034		<b>18.773</b>		<b>22.149</b>	<b>155</b>	<b>199</b>
4	1:25.079	43.487		19.167		22.425	154	195	12	1:23.978	42.651		18.781		22.546	148	196
5	1:24.905	43.125		19.000		22.780	153	196	13	1:23.935	42.918		18.854		22.163	155	195
6	1:25.652	43.225		19.437		22.990	154	196	14	1:24.827	42.885		19.320		22.622	155	196
7	1:24.412	42.977		19.110		22.325	154	195	<b>15</b>	<b>1:23.883</b>	42.770		18.896		22.217	155	196
8	1:26.022	<b>42.588</b>		20.140		23.294	153	195									

### 36 Joey Mawson, AUS ,

**theoretical besttime: 1:21.219**

1	1:36.633	44.217		25.031		27.385	127	110	9	2:03.791	1:00.017		31.179		32.595	113	149
2	2:32.033	1:09.760		34.934		47.339	54	135	10	2:12.428	1:00.347		30.545		41.536	155	158
3	17:57.714	16:43.737		31.188		42.789	154	66	11	1:21.905	42.082		18.195		21.628	155	198
4	1:22.615	42.194		18.464		21.957	154	194	12	1:21.650	41.968		18.033		21.649	155	196
5	1:22.169	42.294		18.240		21.635	156	193	13	1:21.530	41.913		18.038		21.579	<b>156</b>	195
6	1:21.738	41.813		18.240		21.685	155	195	<b>14</b>	<b>1:21.250</b>	<b>41.727</b>		18.017		<b>21.506</b>	156	197



# ADAC Formel 4

## Lap analysis Race 2

Provisional



Sachsenring, Length: 3645 m

Air temperature: 27.9°C

Track temperature: 40.5°C

Weather condition: Dry

**DMSB** Reg. Nr.: 222/2015

Saturday 29.8.2015 15:45

Lap	Time	SE1	SP1	SE2	SP2	SE3	SP3	TSP	Lap	Time	SE1	SP1	SE2	SP2	SE3	SP3	TSP
7	1:21.337	41.759		18.068		21.510	156	195	15	1:21.377	41.735		<b>17.986</b>		21.656	<b>156</b>	<b>198</b>
8	1:24.309	41.733		18.455		24.121	139	195									

### 38 Luca Engstler, DEU ,

**theoretical besttime: 1:22.434**

1	1:49.954	51.216		29.787		28.951	111	153	9	1:58.669	54.370		32.552		31.747	93	156
2	2:46.495	1:09.419		34.874		1:02.202	27	125	10	2:08.373	1:00.758		29.750		37.865	<b>157</b>	139
3	17:37.218	16:29.468		29.918		37.832	151	109	11	1:22.853	42.720		18.320		<b>21.813</b>	157	199
4	1:25.142	43.452		18.810		22.880	152	196	12	1:23.055	42.525		18.343		22.187	155	<b>200</b>
5	1:23.632	42.852		18.474		22.306	155	197	<b>13</b>	<b>1:22.519</b>	<b>42.441</b>		<b>18.180</b>		21.898	157	196
6	1:23.756	42.944		18.404		22.408	156	197	14	1:23.824	43.047		18.434		22.343	152	198
7	1:23.229	42.738		18.484		22.007	156	197	15	1:22.744	42.663		18.255		21.826	156	196
8	1:23.535	42.624		18.393		22.518	144	198									

### 41 Nico Rindlisbacher, CHE ,

**theoretical besttime: 1:25.723**

1	1:45.326	48.833		27.765		28.728	111	127	4	1:26.873	44.199		19.453		<b>23.221</b>	142	179
2	2:39.710	1:08.740		35.337		55.633	38	153	<b>5</b>	<b>1:25.886</b>	43.615		<b>19.033</b>		23.238	<b>146</b>	182
3	17:46.619	16:37.150		29.884		39.585	143	77	6	1:29.748	<b>43.469</b>		19.754		26.525		<b>183</b>

### 55 Marylin Niederhauser, CHE ,

**theoretical besttime: 1:24.913**

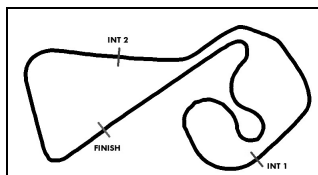
1	1:52.681	53.258		31.643		27.780	116	160	8	1:36.233	45.577		20.804		29.852	114	192
2	2:56.680	1:10.487		36.227		1:09.966	22	144	9	2:07.123	1:00.543		29.500		37.080	143	127
3	17:27.670	16:20.623		28.881		38.166	148	89	10	1:27.135	44.372		19.521		23.242	150	191
4	1:27.423	44.333		19.342		23.748	147	191	11	1:25.446	43.606		19.456		22.384	152	<b>195</b>
5	2:04.747	50.909		30.585		43.253		194	12	1:25.549	43.410		19.726		22.413	152	194
6	2:21.600	1:36.437		21.732		23.431	151		<b>13</b>	<b>1:24.913</b>	<b>43.308</b>		<b>19.223</b>		<b>22.382</b>	<b>153</b>	194
7	1:29.422	45.065		20.856		23.501	150	192	14	1:25.663	43.636		19.492		22.535	153	193

### 77 Job Van Uitert, NLD ,

**theoretical besttime: 1:22.323**

1	1:47.664	50.110		28.902		28.652	108	142	9	1:57.779	53.914		32.358		31.507	96	145
2	2:41.762	1:08.236		35.608		57.918	32	148	10	2:08.396	1:01.396		29.365		37.635	156	124
3	17:43.941	16:34.679		29.503		39.759	119	86	11	1:22.907	42.556		18.512		<b>21.839</b>	157	197
4	1:25.843	44.554		18.826		22.463	155	180	<b>12</b>	<b>1:22.774</b>	<b>42.245</b>		<b>18.239</b>		22.290	154	199
5	1:24.906	43.452		18.919		22.535	152	198	13	1:23.286	42.696		18.742		21.848	157	<b>200</b>
6	1:22.903	42.572		18.390		21.941	154	196	14	1:22.807	42.279		18.352		22.176	<b>158</b>	200
7	1:22.980	42.465		18.561		21.954	156	197	15	1:22.911	42.484		18.427		22.000	152	199
8	1:24.679	42.921		18.585		23.173	144	197									





# ADAC Formel 4

## Vmax list Race 2

Provisional

**DMSB** Reg. Nr.: 222/2015

Saturday 29.8.2015 15:45



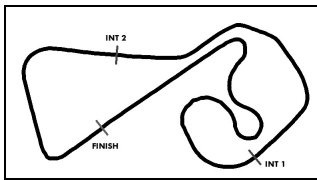
Sachsenring, Length: 3645 m

Air temperature: 27.9°C

Track temperature: 40.6°C

Weather condition: Dry

Nr	Team, Car, Driver, Nat	Top speed
34	<b>Toni Wolf, ADAC Formel 4 powered by Abarth</b> Wolf Toni , DEU	202,36 km/h
8	<b>Motopark, ADAC Formel 4 powered by Abarth</b> Fittje Jannes , DEU	202,10 km/h
5	<b>Mücke-Motorsport, ADAC Formel 4 powered by Abarth</b> Beckmann David , DEU	201,42 km/h
9	<b>Motopark, ADAC Formel 4 powered by Abarth</b> Cecotto Jonathan , VEN	201,15 km/h
10	<b>Motopark, ADAC Formel 4 powered by Abarth</b> Waldherr Michael , DEU	200,97 km/h
4	<b>Mücke-Motorsport, ADAC Formel 4 powered by Abarth</b> Shwartzman Robert , RUS	200,86 km/h
33	<b>RS Competition, ADAC Formel 4 powered by Abarth</b> Jonck Jan , DNK	200,78 km/h
31	<b>Mücke-Motorsport, ADAC Formel 4 powered by Abarth</b> Shlom Yan Leon , RUS	200,52 km/h
38	<b>Liqui Moly Team Engstler, ADAC Formel 4 powered by Abarth</b> Engstler Luca , DEU	200,37 km/h
20	<b>Nikolaj Rogivue, ADAC Formel 4 powered by Abarth</b> Rogivue Nikolaj , CHE	200,26 km/h
27	<b>HTP Juniorteam, ADAC Formel 4 powered by Abarth</b> Dienst Marvin , DEU	200,19 km/h
77	<b>Provily Racing, ADAC Formel 4 powered by Abarth</b> Van Uitert Job , NLD	199,85 km/h
3	<b>Mücke-Motorsport, ADAC Formel 4 powered by Abarth</b> Mazatis Benjamin , DEU	199,78 km/h
18	<b>Race Performance, ADAC Formel 4 powered by Abarth</b> Maggi Giorgio , CHE	199,74 km/h
6	<b>Mücke-Motorsport, ADAC Formel 4 powered by Abarth</b> Ortmann Mike David , DEU	199,59 km/h
26	<b>Van Amersfoort Racing, ADAC Formel 4 powered by Abarth</b> Newey Harrison , GBR	199,37 km/h
35	<b>HTP Juniorteam, ADAC Formel 4 powered by Abarth</b> Schreiner Carrie , DEU	198,64 km/h
2	<b>Neuhauser Racing Team, ADAC Formel 4 powered by Abarth</b> Zimmermann Tim , DEU	198,57 km/h
1	<b>Neuhauser Racing Team, ADAC Formel 4 powered by Abarth</b> Schramm Kim Luis , DEU	198,24 km/h
7	<b>Motopark, ADAC Formel 4 powered by Abarth</b> Eriksson Joel , SWE	198,20 km/h
15	<b>Jenzer Motorsport, ADAC Formel 4 powered by Abarth</b> Kolkmann David , DEU	198,17 km/h



# ADAC Formel 4

## Vmax list Race 2

Provisional

**DMSB** Reg. Nr.: 222/2015

Saturday 29.8.2015 15:45



Sachsenring, Length: 3645 m  
Air temperature: 27.9°C  
Track temperature: 40.6°C  
Weather condition: Dry

Nr	Team, Car, Driver, Nat	Top speed
14	Jenzer Motorsport, ADAC Formel 4 powered by Abarth Müller-Crepon Moritz , DEU	198,13 km/h
36	Van Amersfoort Racing, ADAC Formel 4 powered by Abarth Mawson Joey , AUS	197,73 km/h
13	Team piro sports, ADAC Formel 4 powered by Abarth Piro Cedric , DEU	197,37 km/h
21	Liqui Moly Team Engstler, ADAC Formel 4 powered by Abarth Halder Michelle , DEU	197,22 km/h
30	Team Timo Scheider, ADAC Formel 4 powered by Abarth Kremer Jason , DEU	196,44 km/h
55	Race Performance, ADAC Formel 4 powered by Abarth Niederhauser Marylin , CHE	195,37 km/h
41	Jenzer Motorsport, ADAC Formel 4 powered by Abarth Rindlisbacher Nico , CHE	182,96 km/h
25	Van Amersfoort Racing, ADAC Formel 4 powered by Abarth Schumacher Mick , DEU	km/h
16	Jenzer Motorsport, ADAC Formel 4 powered by Abarth Böckmann Marek , DEU	km/h
28	HTP Juniorteam, ADAC Formel 4 powered by Abarth Esmeijer Janneau , NLD	km/h