



ADAC GT Masters

Results Race 1

Provisional



Sachsenring, Length: 3645 m

Air temperature: 25.3°C

Track temperature: 38.5°C

Weather condition: Dry

DMSB Reg. Nr.: 223/2015

Saturday 29.8.2015 13:15

started : 19 classified : 14 not classified : 5

	Drivers	Team	Car	Laps	Total Time	Gap	Kph	Lap	Time	Kph
1	80 D.Baumann/J.Klingmann	BMW Sports Trophy Team Schubert	BMW Z4 GT3	42	1:00:56.575		150,7	5	1:21.988	160,0
2	19 C.Hürtgen/U.Alzen	BMW Sports Trophy Team Schubert	BMW Z4 GT3	42	1:00:56.701	0.126	150,7	10	1:21.731	160,6
3	66 A.Wirth/D.Keilwitz	Callaway Competition	Corvette Z06.R GT3	42	1:01:02.618	6.043	150,5	35	1:22.878	158,3
4	69 D.Alessi/P.Assenheimer	Callaway Competition	Corvette Z06.R GT3	42	1:01:07.796	11.221	150,3	8	1:22.745	158,6
5	21 S.Asch/L.Ludwig	Team Zakspeed	Mercedes-Benz SLS AMG GT3	42	1:01:08.563	11.988	150,2	5	1:22.689	158,7
6	42 H.Proczyk/A.Simonsen	HP Racing	Mercedes-Benz SLS AMG GT3	42	1:01:08.978	12.403	150,2	10	1:22.737	158,6
7	3 A.Weishaupt(*G*)/C.Jöns	C. Abt Racing	Audi R8 LMS ultra	42	1:01:09.339	12.764	150,2	42	1:22.949	158,2
8	25 A.von Thurn und Taxis/T.Enge	Reiter Engineering	Lamborghini Gallardo R-EX	42	1:01:12.814	16.239	150,1	38	1:23.040	158,0
9	36 M.Ragginger/K.Bachler	Schütz Motorsport	Porsche 911 GT3 R	42	1:01:18.969	22.394	149,8	6	1:22.646	158,8
10	22 F.Scholze(*G*)/D.Jöst(*G*)	MRS GT Racing	Nissan GT-R Nismo GT3	42	1:01:19.976	23.401	149,8	15	1:23.025	158,0
11	23 M.Gassner(*G*)/F.Strauss	MRS GT Racing	Nissan GT-R Nismo GT3	42	1:01:21.278	24.703	149,7	12	1:22.858	158,4
12	12 L.Marionneck/M.Paltala	Senkyr Motorsport	BMW Z4 GT3	42	1:01:21.707	25.132	149,7	34	1:23.145	157,8
13	8 C.Schmid/F.Hamprecht	Bentley Team HTP	Bentley Continental GT3	42	1:01:22.183	25.608	149,7	4	1:22.576	158,9
14	100 D.Dobitsch/E.Sandström	kfzteile24 MS RACING	Audi R8 LMS ultra	42	1:01:31.330	34.755	149,3	3	1:22.557	158,9
not classified										
	16 P.Geipel/R.Frey	YACO Racing	Audi R8 LMS ultra	21	28:59.257	21LAPS	158,4	4	1:22.114	159,8
	7 L.Stolz/M.Buhk	Bentley Team HTP	Bentley Continental GT3	19	26:21.674	23LAPS	157,6	4	1:22.501	159,1
	2 J.Pepper/N.Thiim	C. Abt Racing	Audi R8 LMS ultra	18	46:15.554	24LAPS	85,1	16	1:22.520	159,0
	24 F.Stoll/M.Basseng	kfzteile24 MS RACING	Audi R8 LMS ultra	17	23:30.501	25LAPS	158,2	3	1:22.501	159,1
	1 S.Wackerbauer/K.van der Linde	C. Abt Racing	Audi R8 LMS ultra	11	16:21.919	31LAPS	147,0	8	1:22.041	159,9

Fastest lap of the race. Car 19 driver Hürtgen on lap 10. Time 1:21.731, average speed 160,6 km/h.

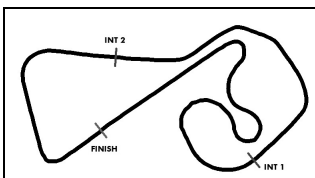
(*G*) marks the gentlemen driver

Subject to final scrutineering!

Publications Time:

Clerk of the course:

Time Keeping:



ADAC GT Masters

Lap chart Race 1

Provisional

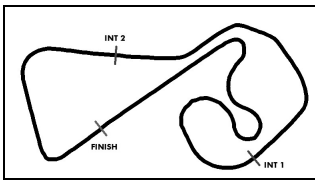


Sachsenring, Length: 3645 m

Saturday 29.8.2015 13:15

POS	1	2	3	4	5	6	7	8	9	10	11	12	13	14	15	16	17	18	19	20
LAP 1	19	80	16	24	100	8	7	42	69	2	21	66	36	22	23	12	3	25	.1	
LAP 2	19	80	16	24	100	8	7	42	69	2	21	36	66	23	22	12	3	25	1	
LAP 3	19	80	16	24	100	8	7	42	69	2	21	36	66	23	22	12	3	25	1	
LAP 4	19	80	16	24	100	8	7	42	69	2	21	36	66	23	22	12	3	25	1	
LAP 5	19	80	16	24	100	8	7	42	69	21	36	66	2	23	22	12	3	25	1	
LAP 6	19	80	16	24	100	8	7	42	69	21	36	66	2	23	22	12	3	25	1	
LAP 7	19	80	16	24	100	8	7	42	69	21	36	66	2	23	22	12	3	25	1	
LAP 8	19	80	16	24	100	8	7	42	69	21	36	66	2	23	22	12	3	25	1	
LAP 9	19	80	16	24	100	8	7	42	69	21	36	66	23	22	12	2	3	25	1	
LAP 10	19	80	16	24	100	8	7	42	69	21	36	66	23	22	12	3	25	.2	1	
LAP 11	19	80	16	24	100	8	7	42	69	21	36	66	23	22	12	3	25	.1	2'	
LAP 12	19	80	16	24	100	7	8	42	69	21	36	66	23	22	12	3	25	.2'		
LAP 13	19	80	16	24	100	7	8	42	69	21	36	66	23	22	12	3	25	2'		
LAP 14	19	80	16	24	100	7	8	42	69	21	36	66	23	22	12	3	25	2'		
LAP 15	19	80	16	24	100	7	8	42	69	21	36	66	23	22	12	25	3	2'		
LAP 16	19	80	16	24	100	7	8	42	69	21	36	66	23	22	12	25	3	2'		
LAP 17	19	80	16	24	100	7	8	42	69	21	36	66	23	22	12	25	3	2'		
LAP 18	19	80	16	100	7	8	42	69	21	36	23	.66	.22	.12	.25	.3	.2'			
LAP 19	19	80	16	100	42	.7	69	.8	.21	.36	23	66'	22'	12'	25'	3'				
LAP 20	19	80	16	100	42	69	.23	8'	21'	36'	66'	22'	12'	25'	3'					
LAP 21	19	80	.16	100	42	69	8'	21'	36'	66'	23'	22'	12'	3'	25'					
LAP 22	19	.80	100	.42	69	8	21'	36'	66'	23'	22'	12'	3'	25'						
LAP 23	.19	.100	.69	80	8	42	21	36	66	23	22	12	3	25						
LAP 24	19	80	100	69	8	42	21	36	66	23	22	12	3	25						
LAP 25	19	80	100	69	8	42	21	36	66	23	22	12	3	25						
LAP 26	19	80	100	69	8	42	21	36	66	23	22	12	3	25						
LAP 27	19	80	100	69	21	42	66	36	22	23	3	.8	25	12						
LAP 28	19	80	100	66	69	21	42	3	36	22	25	23	12	8						
LAP 29	19	80	100	66	69	21	42	3	36	22	25	23	12	8						
LAP 30	19	80	100	66	69	21	42	3	36	22	25	23	12	8						
LAP 31	19	80	100	66	69	21	42	3	36	22	25	23	12	8						
LAP 32	19	80	66	69	21	42	3	100	36	25	22	23	12	8						
LAP 33	19	80	66	69	21	42	3	100	36	25	22	23	12	8						
LAP 34	19	80	66	69	21	42	3	100	25	36	22	23	12	8						
LAP 35	19	80	66	69	21	42	3	100	25	36	22	23	12	8						

. - PIT STOP ' - LAP BEHIND



ADAC GT Masters

Lap chart Race 1

Provisional

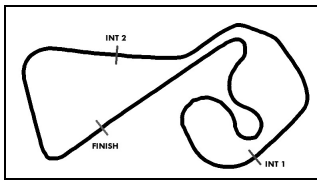


Sachsenring, Length: 3645 m

Saturday 29.8.2015 13:15

POS	1	2	3	4	5	6	7	8	9	10	11	12	13	14	15	16	17	18	19	20	
LAP 36	19	80	66	69	21	42	3	25	36	22	23	100	12	8							
LAP 37	19	80	66	69	21	42	3	25	36	22	23	12	8	100							
LAP 38	19	80	66	69	21	42	3	25	36	22	23	12	8	100							
LAP 39	19	80	66	69	21	42	3	25	36	22	23	12	8	100							
LAP 40	80	19	66	69	21	42	3	25	36	22	23	12	8	100							
LAP 41	80	19	66	69	21	42	3	25	36	22	23	12	8	100							
LAP 42	80	19	66	69	21	42	3	25	36	22	23	12	8	100							

. - PIT STOP ' - LAP BEHIND



ADAC GT Masters



Lap analysis Race 1

Provisional

Sachsenring, Length: 3645 m

Air temperature: 25.2°C

Track temperature: 38.5°C

Weather condition: Dry

DMSB Reg. Nr.: 223/2015

Saturday 29.8.2015 13:15

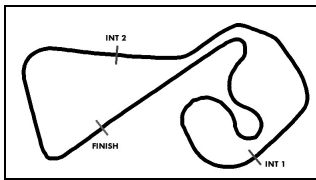
Lap	Time	SE1	SP1	SE2	SP2	SE3	SP3	TSP	Lap	Time	SE1	SP1	SE2	SP2	SE3	SP3	TSP
1	Stefan Wackerbauer, DEU/ Kelvin van der Linde, ZAF								theoretical besttime: 1:21.822								
1	1:52.495	47.931		26.928		37.636			7	1:22.331	42.902		18.052		21.377	166	216
2	2:02.457	1:22.037		18.715		21.705	165		8	1:22.041	42.615		17.990		21.436	166	216
3	1:22.226	42.570		18.215		21.441	165	215	9	1:22.590	42.834		18.250		21.506	165	216
4	1:22.226	42.603		18.184		21.439	166	215	10	1:22.637	42.888		18.114		21.635	165	217
5	1:22.138	42.455		18.242		21.441	166	216	11	1:28.012	42.685		18.211		27.116		216
6	1:22.766	42.931		18.284		21.551	166	216									

2	Jordan Lee Pepper, ZAF/ Nicki Thiim, DNK								theoretical besttime: 1:22.333								
1	1:27.381	46.025		18.929		22.427	162		10	1:53.102	59.208		20.246		33.648		215
2	1:23.719	43.188		18.582		21.949	164	215	11	20:02.443	19:14.028		23.025		25.390	160	
3	1:23.343	43.138		18.357		21.848	166	216	12	2:08.241	45.441		42.209		40.591		212
4	1:22.627	42.527		18.303		21.797	166	218	13	2:30.507	1:26.871		33.230		30.406	163	
5	1:27.355	43.017		21.883		22.455	165	217	14	1:23.655	43.072		18.621		21.962	165	214
6	1:23.996	43.076		18.856		22.064	165	215	15	1:23.330	42.712		18.830		21.788	165	216
7	1:23.446	43.013		18.481		21.952	165	215	16	1:22.520	42.343		18.463		21.714	166	216
8	1:23.718	43.051		18.634		22.033	165	215	17	1:22.741	42.316		18.603		21.822	166	216
9	1:26.913	44.025		19.243		23.645	162	214	18	1:26.517	42.483		18.475		25.559		216

3	Andreas Weishaupt, DEU/ Christer Jöns, DEU								theoretical besttime: 1:22.714								
1	1:30.806	48.607		20.158		22.041	164	183	22	1:26.436	43.673		20.025		22.738	163	217
2	1:24.803	43.998		18.777		22.028	164	219	23	1:28.017	44.256		20.219		23.542	166	212
3	1:24.099	43.442		18.738		21.919	164	219	24	1:26.515	44.211		19.995		22.309	164	217
4	1:23.886	43.172		18.711		22.003	167	217	25	1:39.067	43.967		19.454		35.646	138	218
5	1:24.570	43.673		18.777		22.120	163	218	26	1:58.216	1:02.529		27.295		28.392	163	163
6	1:24.568	43.852		18.804		21.912	163	215	27	1:25.199	44.256		19.111		21.832	169	215
7	1:24.595	43.779		18.835		21.981	166	216	28	1:23.925	43.237		18.577		22.111	164	220
8	1:24.859	44.202		18.760		21.897	163	216	29	1:23.644	42.753		18.847		22.044	167	220
9	1:24.302	43.652		18.663		21.987	164	216	30	1:24.261	43.646		18.691		21.924	166	220
10	1:24.750	44.058		18.635		22.057	164	214	31	1:24.530	43.967		18.787		21.776	164	219
11	1:24.702	44.020		18.766		21.916	164	215	32	1:23.504	42.801		18.817		21.886	165	217
12	1:24.536	43.654		18.898		21.984	164	216	33	1:23.808	43.273		18.574		21.961	165	217
13	1:24.595	43.862		18.831		21.902	165	215	34	1:23.667	43.004		18.510		22.153	166	218
14	1:25.004	43.964		18.669		22.371	161	215	35	1:23.391	42.983		18.472		21.936	166	218
15	1:25.711	44.298		19.117		22.296	165	205	36	1:23.747	43.041		18.515		22.191	166	218
16	1:24.371	43.506		18.713		22.152	167	217	37	1:23.025	42.860		18.454		21.711	166	217
17	1:24.161	43.294		18.662		22.205	166	217	38	1:24.427	43.437		18.772		22.218	165	219
18	1:28.751	43.769		18.615		26.367		217	39	1:23.847	43.141		18.619		22.087	165	217
19	2:29.527	1:49.317		18.510		21.700	164		40	1:23.985	43.066		18.724		22.195	166	218
20	1:23.885	43.223		18.771		21.891	164	215	41	1:23.533	43.176		18.473		21.884	165	218
21	1:23.165	42.762		18.722		21.681	166	217	42	1:22.949	42.870		18.280		21.799	167	218

7	Luca Stolz, DEU/ Maximilian Buhk, DEU								theoretical besttime: 1:22.415								
1	1:25.429	44.898		18.794		21.737	168	190	11	1:22.770	42.923		18.191		21.656	167	222
2	1:23.236	43.264		18.327		21.645	163	222	12	1:22.725	42.776		18.185		21.764	166	221
3	1:22.616	42.807		18.233		21.576	165	219	13	1:23.056	43.129		18.212		21.715	166	222
4	1:22.501	42.814		18.153		21.534	167	220	14	1:22.746	42.741		18.176		21.829	166	222
5	1:22.812	42.929		18.213		21.670	166	222	15	1:23.014	42.928		18.260		21.826	169	221
6	1:22.910	42.836		18.322		21.752	165	220	16	1:23.412	43.273		18.175		21.964	167	222
7	1:22.660	42.805		18.204		21.651	166	220	17	1:23.197	43.332		18.164		21.701	168	222
8	1:22.956	42.862		18.466		21.628	167	221	18	1:23.560	43.293		18.290		21.977	167	222
9	1:22.853	42.988		18.344		21.521	166	221	19	1:26.490	43.376		18.178		24.936		223
10	1:22.731	43.012		18.180		21.539	168	222									

8	Clemens Schmid, AUT/ Fabian Hamprecht, DEU								theoretical besttime: 1:22.435								
1	1:25.301	44.599		18.797		21.905	165	186	22	1:23.776	43.354		18.587		21.835	167	220
2	1:22.901	43.029		18.309		21.563	166	220	23	1:51.901	56.037		33.316		22.548	165	220
3	1:22.697	42.737		18.199		21.761	165	220	24	1:24.622	43.522		19.036		22.064	168	219
4	1:22.576	42.745		18.135		21.696	166	220	25	1:49.155	43.365		29.014		36.776	132	221



ADAC GT Masters



Lap analysis Race 1

Provisional

Sachsenring, Length: 3645 m

Air temperature: 25.2°C

Track temperature: 38.5°C

Weather condition: Dry

DMSB Reg. Nr.: 223/2015

Saturday 29.8.2015 13:15

Lap	Time	SE1	SP1	SE2	SP2	SE3	SP3	TSP	Lap	Time	SE1	SP1	SE2	SP2	SE3	SP3	TSP
5	1:22.784	42.881		18.250		21.653	167	220	26	2:01.182	1:01.263		29.596		30.323	166	152
6	1:22.581	42.801		18.166		21.614	166	221	27	1:28.277	43.887		19.324		25.066		222
7	1:22.983	42.956		18.235		21.792	167	220	28	1:38.644	58.150		18.643		21.851	167	
8	1:22.946	42.870		18.457		21.619	166	221	29	1:23.580	43.162		18.431		21.987	167	222
9	1:22.692	42.919		18.192		21.581	167	220	30	1:23.454	43.039		18.516		21.899	167	222
10	1:22.820	43.039		18.183		21.598	167	221	31	1:23.655	43.223		18.410		22.022	168	222
11	1:23.005	43.001		18.190		21.814	166	221	32	1:23.239	42.926		18.485		21.828	169	222
12	1:23.502	43.641		18.205		21.656	166	220	33	1:23.434	43.202		18.315		21.917	167	223
13	1:23.005	42.914		18.355		21.736	165	220	34	1:23.260	43.056		18.364		21.840	167	222
14	1:22.905	42.934		18.308		21.663	164	220	35	1:23.800	43.168		18.445		22.187	167	223
15	1:23.077	42.910		18.228		21.939	166	220	36	1:23.061	43.016		18.323		21.722	167	222
16	1:22.986	42.982		18.287		21.717	166	221	37	1:23.526	43.222		18.371		21.933	168	223
17	1:23.473	43.326		18.411		21.736	165	221	38	1:23.149	43.036		18.323		21.790	168	224
18	1:23.296	43.088		18.364		21.844	166	221	39	1:24.003	43.458		18.329		22.216	166	220
19	1:27.284	43.369		18.390		25.525		220	40	1:24.170	43.555		18.546		22.069	167	222
20	2:27.926	1:47.491		18.521		21.914	168		41	1:23.881	43.272		18.430		22.179	168	224
21	1:23.654	43.238		18.581		21.835	166	221	42	1:24.020	43.583		18.388		22.049	168	224

12 Lennart Marioneck, DEU/ Markus Palttala, FIN

theoretical besttime: 1:22.854

1	1:30.039	48.392		19.308		22.339	165	195	22	1:28.555	45.794		20.250		22.511	160	213
2	1:24.901	43.531		19.065		22.305	165	217	23	1:27.845	44.860		19.847		23.138	162	212
3	1:23.908	43.210		18.539		22.159	164	217	24	1:26.749	44.727		19.793		22.229	163	214
4	1:23.812	43.280		18.433		22.099	164	217	25	1:38.541	43.842		19.730		34.969	124	214
5	1:23.720	43.166		18.364		22.190	164	217	26	1:59.138	1:03.063		27.218		28.857	163	156
6	1:23.953	43.467		18.424		22.062	164	216	27	1:37.582	44.374		19.163		34.045	162	216
7	1:24.194	43.429		18.484		22.281	164	216	28	1:25.338	44.222		19.115		22.001	163	214
8	1:23.700	43.169		18.442		22.089	164	216	29	1:23.922	43.137		18.916		21.869	162	215
9	1:23.762	43.130		18.381		22.251	164	216	30	1:23.502	43.101		18.673		21.728	162	215
10	1:23.954	43.378		18.444		22.132	164	216	31	1:23.627	42.916		18.823		21.888	164	215
11	1:24.014	43.127		18.800		22.087	165	217	32	1:23.513	42.905		18.763		21.845	164	216
12	1:23.621	43.113		18.458		22.050	164	217	33	1:23.311	43.009		18.450		21.852	163	215
13	1:23.937	43.059		18.648		22.230	164	216	34	1:23.145	42.833		18.598		21.714	162	215
14	1:23.422	43.038		18.417		21.967	165	216	35	1:23.422	43.121		18.630		21.671	163	215
15	1:23.472	43.086	18.350		22.036	165	216	216	36	1:23.428	42.864		18.566		21.998	161	215
16	1:26.838	43.071	21.343		22.424	164	216	216	37	1:23.553	43.092		18.682		21.779	163	215
17	1:24.089	43.384	18.553		22.152	164	216	216	38	1:23.534	43.074		18.469		21.991	161	216
18	1:26.844	43.194	18.439		25.211		216	216	39	1:24.215	43.439		18.764		22.012	162	214
19	2:31.668	1:49.009	20.133		22.526	162			40	1:23.857	43.257		18.632		21.968	162	215
20	1:27.499	44.525	20.717		22.257	162	213		41	1:24.125	43.327		18.776		22.022	163	216
21	1:25.335	43.878	19.345		22.112	162	213		42	1:24.123	43.306		18.856		21.961	163	215

16 Philip Geipel, DEU/ Rahel Frey, CHE

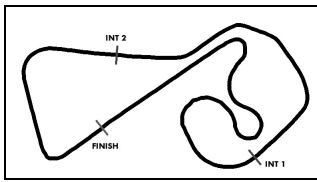
theoretical besttime: 1:21.905

1	1:23.849	43.619		18.536		21.694	167	183	12	1:22.809	42.579		18.336		21.894	167	218
2	1:22.492	42.811		18.201		21.480	167	219	13	1:22.443	42.563		18.112		21.768	167	217
3	1:22.303	42.369		18.339		21.595	168	219	14	1:22.628	42.513		18.337		21.778	166	219
4	1:22.114	42.313		18.289		21.512	169	219	15	1:22.723	42.829		18.199		21.695	167	217
5	1:22.315	42.315		18.337		21.663	166	217	16	1:22.397	42.545		18.146		21.706	168	218
6	1:22.269	42.338		18.211		21.720	167	218	17	1:22.731	42.566		18.267		21.898	165	218
7	1:22.478	42.477		18.299		21.702	168	218	18	1:23.216	42.910		18.358		21.948	169	218
8	1:22.504	42.449		18.410		21.645	165	219	19	1:22.627	42.567		18.283		21.777	167	218
9	1:22.475	42.499		18.222		21.754	167	217	20	1:22.704	42.727		18.239		21.738	169	218
10	1:22.496	42.570		18.173		21.753	168	218	21	1:26.766	43.159		18.645		24.962		218
11	1:22.918	42.682		18.313		21.923	168	217									

19 Claudia Hürtgen, DEU/ Uwe Alzen, DEU

theoretical besttime: 1:21.605

1	1:22.229	42.580		18.254		21.395	168	187	22	1:22.735	42.739		18.308		21.688	165	219
2	1:22.022	42.437		18.121		21.464	167	218	23	1:26.152	43.149		18.598		24.405		220
3	1:22.112	42.320		18.271		21.521	168	219	24	2:32.398	1:47.275		19.056		26.067	110	
4	1:21.902	42.201		18.214		21.487	168	220	25	2:34.266	1:14.869		42.718		36.679	117	98
5	1:21.971	42.416		18.113		21.442	167	220	26	2:03.808	1:02.216		30.473		31.119	163	185
6	1:21.870	42.223		18.212		21.435	164	219	27	1:25.118	43.674		19.289		22.155	165	217



ADAC GT Masters



Lap analysis Race 1

Provisional

DMSB Reg. Nr.: 223/2015

Sachsenring, Length: 3645 m

Air temperature: 25.2°C

Track temperature: 38.5°C

Weather condition: Dry

Saturday 29.8.2015 13:15

Lap	Time	SE1	SP1	SE2	SP2	SE3	SP3	TSP	Lap	Time	SE1	SP1	SE2	SP2	SE3	SP3	TSP
7	1:22.252	42.464		18.188		21.600	168	220	28	1:23.553	43.134		18.543		21.876	165	220
8	1:22.028	42.488		18.075		21.465	167	220	29	1:23.293	43.077		18.479		21.737	168	219
9	1:22.146	42.366		18.315		21.465	168	218	30	1:22.963	42.920		18.257		21.786	168	220
10	1:21.731	42.219		18.090		21.422	165	219	31	1:22.860	42.885		18.294		21.681	168	219
11	1:22.275	42.523		18.083		21.669	167	219	32	1:22.806	42.802		18.183		21.821	169	220
12	1:22.220	42.496		18.152		21.572	166	219	33	1:22.576	42.738		18.239		21.599	168	220
13	1:22.055	42.431		18.072		21.552	166	220	34	1:22.779	42.701		18.306		21.772	168	220
14	1:22.082	42.477		18.104		21.501	165	218	35	1:22.907	42.807		18.280		21.820	169	219
15	1:22.150	42.420		18.091		21.639	167	219	36	1:23.481	43.290		18.252		21.939	167	220
16	1:21.880	42.449		18.032		21.399	167	220	37	1:22.709	42.857		18.110		21.742	167	220
17	1:22.780	42.718		18.367		21.695	167	220	38	1:22.668	42.795		18.199		21.674	168	220
18	1:22.166	42.542		18.169		21.455	167	220	39	1:23.528	43.037		18.389		22.102	165	219
19	1:22.017	42.558		18.012		21.447	168	221	40	1:24.446	43.950		18.666		21.830	167	200
20	1:21.868	42.464		18.009		21.395	167	221	41	1:23.699	43.282		18.531		21.886	165	220
21	1:22.520	42.794		18.121		21.605	165	221	42	1:23.680	43.256		18.528		21.896	167	219

21 Sebastian Asch, DEU/ Luca Ludwig, DEU

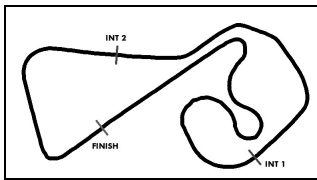
theoretical besttime: 1:22.617

1	1:27.553	46.309		18.919		22.325	167		22	1:23.605	43.066		18.764		21.775	168	220
2	1:23.877	43.397		18.693		21.787	168	225	23	1:50.826	53.871		33.939		23.016	166	223
3	1:23.598	43.231		18.539		21.828	169	224	24	1:25.605	44.006		19.665		21.934	167	221
4	1:22.757	42.717		18.424		21.616	169	224	25	1:47.252	43.262		27.511		36.479	120	223
5	1:22.689	42.703		18.382		21.604	169	225	26	2:00.329	1:02.225		28.209		29.895	166	152
6	1:22.707	42.741		18.352		21.614	169	224	27	1:25.607	44.221		19.165		22.221	161	222
7	1:22.808	42.685		18.399		21.724	169	224	28	1:24.314	43.578		18.583		22.153	166	219
8	1:22.892	42.774		18.365		21.753	170	224	29	1:24.600	43.733		18.815		22.052	168	224
9	1:22.919	42.703		18.415		21.801	168	224	30	1:24.232	43.549		18.661		22.022	168	225
10	1:22.755	42.784		18.328		21.643	169	225	31	1:24.205	43.730		18.434		22.041	167	225
11	1:23.032	42.869		18.385		21.778	168	225	32	1:23.826	42.859		18.729		22.238	167	224
12	1:23.108	42.905		18.479		21.724	169	225	33	1:23.583	43.090		18.586		21.907	168	223
13	1:22.978	42.853		18.427		21.698	169	224	34	1:23.786	42.954		18.779		22.053	167	224
14	1:22.992	42.888		18.354		21.750	170	224	35	1:23.315	42.801		18.601		21.913	167	223
15	1:23.383	42.863		18.519		22.001	168	224	36	1:23.631	43.191		18.476		21.964	168	224
16	1:23.115	42.943		18.375		21.797	169	224	37	1:23.302	42.824		18.452		22.026	166	224
17	1:23.105	42.830		18.496		21.779	168	224	38	1:24.183	43.302		18.938		21.943	168	223
18	1:22.969	42.895		18.404		21.670	169	224	39	1:23.353	42.942		18.440		21.971	167	224
19	1:26.727	43.075		18.437		25.215		225	40	1:23.991	43.446		18.538		22.007	167	224
20	2:28.518	1:48.366		18.497		21.655	167		41	1:23.603	43.153		18.505		21.945	167	224
21	1:23.467	43.004		18.440		22.023	160	223	42	1:23.466	42.966		18.569		21.931	168	224

22 Florian Scholze, DEU/ Dominic Jöst, DEU

theoretical besttime: 1:22.885

1	1:29.124	47.600		19.243		22.281	157	189	22	1:25.237	43.573		19.120		22.544	165	223
2	1:24.928	44.159		18.813		21.956	165	218	23	1:33.730	43.875		26.900		22.955	166	218
3	1:23.883	43.199		18.737		21.947	166	221	24	1:25.017	43.823		19.003		22.191	166	221
4	1:23.797	43.058		18.602		22.137	164	223	25	1:46.846	43.853		26.609		36.384	129	221
5	1:23.398	43.048		18.478		21.872	167	221	26	1:59.250	1:02.992		27.119		29.139	164	140
6	1:24.283	43.673		18.672		21.938	166	223	27	1:25.538	44.076		19.056		22.406	164	222
7	1:24.209	43.442		18.523		22.244	166	222	28	1:25.197	44.180		18.808		22.209	165	221
8	1:23.618	43.278		18.479		21.861	167	222	29	1:24.579	43.607		18.923		22.049	165	221
9	1:24.198	43.552		18.595		22.051	168	222	30	1:24.514	43.604		18.777		22.133	165	222
10	1:23.982	43.365		18.559		22.058	167	223	31	1:24.168	43.417		18.789		21.962	165	222
11	1:23.665	43.207		18.397		22.061	166	223	32	1:25.879	43.766		19.759		22.354	165	223
12	1:23.326	43.000		18.293		22.033	165	222	33	1:24.097	43.473		18.699		21.925	164	222
13	1:23.464	43.149		18.406		21.909	167	221	34	1:24.786	43.669		18.490		22.627	165	221
14	1:23.573	43.106		18.408		22.059	166	222	35	1:24.704	44.120		18.681		21.903	166	222
15	1:23.025	43.140		18.266		21.619	168	221	36	1:24.195	43.605		18.724		21.866	165	222
16	1:23.895	43.397		18.299		22.199	165	223	37	1:24.045	43.554		18.595		21.896	164	222
17	1:24.623	43.595		19.124		21.904	166	222	38	1:24.015	43.540		18.642		21.833	164	222
18	1:27.938	43.668		18.547		25.723		222	39	1:24.158	43.533		18.564		22.061	165	222
19	2:28.707	1:47.974		18.808		21.925	166		40	1:24.402	43.482		18.566		22.354	161	222
20	1:24.418	43.474		18.809		22.135	165	223	41	1:24.460	43.863		18.622		21.975	164	220
21	1:24.959	43.614		19.383		21.962	168	222	42	1:24.146	43.457		18.643		22.046	164	222



ADAC GT Masters

Lap analysis Race 1



Provisional

Sachsenring, Length: 3645 m

Air temperature: 25.2°C

Track temperature: 38.5°C

Weather condition: Dry

DMSB Reg. Nr.: 223/2015

Saturday 29.8.2015 13:15

Lap	Time	SE1	SP1	SE2	SP2	SE3	SP3	TSP	Lap	Time	SE1	SP1	SE2	SP2	SE3	SP3	TSP
-----	------	-----	-----	-----	-----	-----	-----	-----	-----	------	-----	-----	-----	-----	-----	-----	-----

23 Marc Gassner, DEU/ Florian Strauss, DEU

theoretical besttime: 1:22.844

1	1:29.224	48.002		19.221		22.001	167	188	22	1:26.209	44.263		19.553		22.393	165	222
2	1:24.128	43.780		18.549		21.799	168	222	23	1:34.243	43.831		27.503		22.909	166	221
3	1:23.804	43.429		18.598		21.777	169	223	24	1:26.027	43.952		19.669		22.406	166	221
4	1:23.615	43.358		18.443		21.814	168	224	25	1:46.699	43.932		26.474		36.293	125	221
5	1:23.953	43.223		18.591		22.139	166	224	26	1:59.511	1:03.089		27.195		29.227	167	130
6	1:24.004	43.607		18.573		21.824	169	219	27	1:26.354	44.107		19.045		23.202	143	223
7	1:23.983	43.637		18.417		21.929	165	215	28	1:25.842	44.664		18.888		22.290	165	215
8	1:23.710	43.560		18.281		21.869	168	222	29	1:24.647	43.517		19.157		21.973	166	223
9	1:24.470	43.562		18.996		21.912	168	223	30	1:24.362	43.592		18.751		22.019	165	223
10	1:23.254	43.243		18.172		21.839	168	223	31	1:24.313	43.636		18.674		22.003	166	222
11	1:23.110	43.110		18.189		21.811	167	223	32	1:25.119	43.716		18.904		22.499	165	222
12	1:22.858	42.984		18.186		21.688	168	223	33	1:24.751	43.767		18.860		22.124	165	223
13	1:23.514	43.402		18.270		21.842	168	223	34	1:24.444	43.616		18.653		22.175	164	222
14	1:23.611	43.400		18.300		21.911	167	223	35	1:24.766	43.973		18.650		22.143	163	220
15	1:24.283	43.585		18.733		21.965	168	223	36	1:24.306	43.675		18.680		21.951	166	222
16	1:23.634	43.403		18.341		21.890	168	223	37	1:24.298	43.691		18.587		22.020	161	222
17	1:24.144	43.728		18.444		21.972	167	222	38	1:24.534	43.611		18.823		22.100	163	219
18	1:24.321	43.668		18.492		22.161	164		39	1:24.139	43.791		18.510		21.838	165	220
19	1:23.326	43.347		18.219		21.760	167	221	40	1:24.182	43.767		18.666		21.749	166	222
20	1:28.373	44.371		18.685		25.317		222	41	1:24.159	43.569		18.673		21.917	165	222
21	2:28.686	1:47.698		18.705		22.283	166		42	1:24.368	43.632		18.554		22.182	164	222

24 Florian Stoll, DEU/ Marc Basseng, DEU

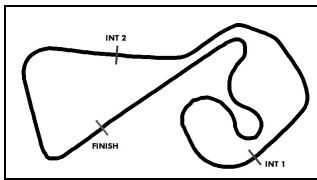
theoretical besttime: 1:22.126

1	1:24.348	43.914		18.766		21.668	166	189	10	1:23.046	42.825		18.351		21.870	166	219
2	1:22.654	42.843		18.331		21.480	165	217	11	1:22.969	42.896		18.352		21.721	167	218
3	1:22.501	42.433		18.406		21.662	166	218	12	1:22.939	42.783		18.333		21.823	167	218
4	1:23.044	42.589		18.792		21.663	169	219	13	1:22.886	42.656		18.336		21.894	169	218
5	1:22.732	42.633		18.427		21.672	167	219	14	1:22.972	42.844		18.462		21.666	171	218
6	1:22.820	42.529		18.499		21.792	166	219	15	1:23.149	42.812		18.413		21.924	168	219
7	1:22.661	42.748		18.213		21.700	169	218	16	1:22.993	42.934		18.327		21.732	167	220
8	1:22.861	42.776		18.301		21.784	170	219	17	1:23.188	42.885		18.451		21.852	166	219
9	1:22.738	42.791		18.302		21.645	169	218									

25 Albert von Thurn und Taxis, DEU/ Tomas Enge, CZE

theoretical besttime: 1:22.730

1	1:31.206	48.364		20.851		21.991	169		22	1:28.199	46.936		19.337		21.926	167	176
2	1:24.998	44.142		19.198		21.658	171	225	23	1:26.942	44.340		19.449		23.153	169	223
3	1:24.355	43.790		18.802		21.763	169	225	24	1:25.254	43.512		19.667		22.075	169	225
4	1:23.727	43.260		18.716		21.751	169	225	25	1:40.684	44.337		20.033		36.314	160	215
5	1:24.087	43.392		18.827		21.868	169	225	26	1:56.533	1:01.307		27.079		28.147	169	159
6	1:24.924	44.021		18.911		21.992	170	225	27	1:25.124	43.965		19.185		21.974	170	226
7	1:24.363	43.575		18.898		21.890	169	225	28	1:24.626	43.653		18.922		22.051	169	229
8	1:25.523	44.383		19.015		22.125	169	225	29	1:24.569	43.658		18.988		21.923	164	227
9	1:24.212	43.556		18.734		21.922	168	225	30	1:24.515	43.742		18.956		21.817	169	224
10	1:24.485	43.583		19.061		21.841	169	224	31	1:23.984	43.352		18.787		21.845	169	227
11	1:24.927	43.796		19.030		22.101	168	224	32	1:24.677	43.822		19.084		21.771	169	228
12	1:24.322	43.381		19.062		21.879	170	225	33	1:24.108	43.342		18.836		21.930	169	227
13	1:24.427	43.626		18.925		21.876	169	225	34	1:24.989	43.649		18.927		22.413	169	227
14	1:24.639	43.857		18.958		21.824	170	223	35	1:24.345	43.845		18.726		21.774	170	225
15	1:24.478	43.575		18.925		21.978	169	224	36	1:24.000	43.359		18.831		21.810	168	225
16	1:24.591	43.408		19.154		22.029	169	223	37	1:23.639	43.085		18.756		21.798	168	225
17	1:24.727	43.393		19.128		22.206	168	224	38	1:23.040	42.701		18.584		21.755	169	224
18	1:27.944	43.371		19.023		25.550		224	39	1:23.055	42.812		18.471		21.772	169	225
19	2:29.480	1:48.772		19.019		21.689	169		40	1:23.128	42.834		18.644		21.650	169	225
20	1:24.855	43.579		19.038		22.238	150	223	41	1:23.345	42.937		18.684		21.724	168	225
21	1:24.673	43.946		19.028		21.699	169	216	42	1:23.115	42.903		18.654		21.558	170	225



ADAC GT Masters

Lap analysis Race 1

Provisional



Sachsenring, Length: 3645 m

Air temperature: 25.2°C

Track temperature: 38.5°C

Weather condition: Dry

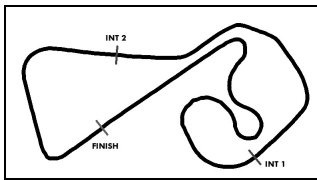
DMSB Reg. Nr.: 223/2015

Saturday 29.8.2015 13:15

Lap	Time	SE1	SP1	SE2	SP2	SE3	SP3	TSP	Lap	Time	SE1	SP1	SE2	SP2	SE3	SP3	TSP
36 Martin Ragginger, AUT/ Klaus Bachler, AUT									theoretical besttime: 1:22.454								
1	1:27.895	46.963		19.008		21.924	168		22	1:25.260	43.972		19.188		22.100	166	220
2	1:24.032	43.544		18.674		21.814	162	222	23	1:45.206	48.535		33.823		22.848	166	221
3	1:23.485	43.244		18.612		21.629	168	220	24	1:25.789	44.375		19.427		21.987	167	221
4	1:22.946	42.843		18.596		21.507	167	223	25	1:47.374	43.839		27.207		36.328	127	222
5	1:23.293	42.856		18.705		21.732	166	222	26	1:59.945	1:02.918		27.709		29.318	167	126
6	1:22.646	42.601		18.382		21.663	166	221	27	1:26.033	44.396		19.292		22.345	167	222
7	1:22.834	42.783		18.346		21.705	166	221	28	1:25.380	44.019		18.793		22.568	167	223
8	1:22.797	42.769		18.411		21.617	167	222	29	1:24.701	43.694		19.070		21.937	166	223
9	1:22.980	42.823		18.533		21.624	167	222	30	1:24.400	43.608		18.820		21.972	168	222
10	1:22.951	42.890		18.434		21.627	167	222	31	1:24.259	43.419		18.851		21.989	167	223
11	1:23.081	42.905		18.467		21.709	168	222	32	1:24.689	43.536		18.976		22.177	168	223
12	1:23.141	42.923		18.489		21.729	167	223	33	1:24.479	43.710		18.794		21.975	167	224
13	1:23.372	43.097		18.462		21.813	161	222	34	1:25.728	43.686		19.034		23.008	166	223
14	1:23.363	43.110		18.469		21.784	167	220	35	1:24.485	43.901		18.742		21.842	167	222
15	1:23.149	42.968		18.454		21.727	167	222	36	1:24.156	43.516		18.799		21.841	166	223
16	1:22.970	42.891		18.430		21.649	167	222	37	1:24.041	43.534		18.597		21.910	166	222
17	1:23.060	42.962		18.465		21.633	166	222	38	1:23.983	43.421		18.653		21.909	166	222
18	1:23.262	43.058		18.493		21.711	167	222	39	1:24.049	43.559		18.505		21.985	166	222
19	1:27.411	43.365		18.677		25.369		222	40	1:24.815	43.453		18.766		22.596	164	222
20	2:28.744	1:47.636		18.695		22.413	166		41	1:24.026	43.517		18.509		22.000	167	221
21	1:24.928	43.743		19.128		22.057	165	221	42	1:23.831	43.600		18.499		21.732	167	222

Lap	Time	SE1	SP1	SE2	SP2	SE3	SP3	TSP	Lap	Time	SE1	SP1	SE2	SP2	SE3	SP3	TSP
42 Hari Proczyk, AUT/ Andreas Simonsen, SWE									theoretical besttime: 1:22.602								
1	1:26.201	45.392		18.833		21.976	167	192	22	1:26.771	42.714		18.611		25.446		223
2	1:23.599	43.221		18.599		21.779	167	222	23	2:57.427	2:00.652		34.047		22.728	166	
3	1:23.114	42.785		18.521		21.808	169	222	24	1:24.641	43.748		19.126		21.767	167	221
4	1:23.057	42.666		18.624		21.767	168	225	25	1:48.396	43.141		28.568		36.687	119	223
5	1:23.091	42.854		18.510		21.727	167	222	26	2:00.588	1:01.201		29.452		29.935	165	166
6	1:22.785	42.808		18.294		21.683	168	224	27	1:26.015	44.294		18.972		22.749	169	222
7	1:22.751	42.672		18.349		21.730	168	224	28	1:24.367	43.989		18.524		21.854	167	223
8	1:22.864	42.638		18.411		21.815	167	222	29	1:24.730	43.842		-			166	225
9	1:22.802	42.673		18.383		21.746	168	223	30	1:24.298	43.657		18.637		22.004	167	224
10	1:22.737	42.625		18.299		21.813	168	224	31	1:24.188	43.924		18.492		21.772	167	224
11	1:22.879	42.682		18.499		21.698	167	223	32	1:23.762	43.000		18.681		22.081	166	223
12	1:23.057	42.825		18.482		21.750	167	225	33	1:23.632	43.269		18.508		21.855	168	224
13	1:22.965	42.732		18.438		21.795	167	224	34	1:23.922	43.079		18.612		22.231	166	225
14	1:23.063	42.694		18.600		21.769	169	223	35	1:23.221	42.943		-			168	224
15	1:22.998	42.627		18.503		21.868	168	224	36	1:23.732	43.235		-			165	225
16	1:23.256	42.910		18.457		21.889	169	224	37	1:23.218	42.994		18.344		21.880	168	223
17	1:23.301	42.975		18.389		21.937	169	224	38	1:24.121	43.269		18.847		22.005	167	226
18	1:23.173	42.866		18.347		21.960	169	224	39	1:23.369	43.134		18.366		21.869	167	224
19	1:23.103	42.673		18.507		21.923	168	224	40	1:23.972	43.460		18.639		21.873	166	224
20	1:23.389	42.964		18.571		21.854	167	223	41	1:23.665	43.304		18.482		21.879	167	224
21	1:23.201	42.800		18.456		21.945	168	223	42	1:23.557	43.051		18.525		21.981	165	224

Lap	Time	SE1	SP1	SE2	SP2	SE3	SP3	TSP	Lap	Time	SE1	SP1	SE2	SP2	SE3	SP3	TSP
66 Andreas Wirth, DEU/ Daniel Keilwitz, DEU									theoretical besttime: 1:22.714								
1	1:27.755	46.643		18.970		22.142	162	200	22	1:25.238	43.579		19.654		22.005	170	227
2	1:24.592	44.152		18.778		21.662	168	227	23	1:36.065	44.013		29.151		22.901	164	227
3	1:23.910	43.514		18.649		21.747	169	228	24	1:25.938	44.141		19.711		22.086	169	226
4	1:23.482	43.115		18.547		21.820	169	226	25	1:47.098	43.879		26.727		36.492	131	227
5	1:24.101	43.104		19.140		21.857	169	228	26	1:59.491	1:02.851		27.379		29.261	171	137
6	1:23.506	43.330		18.470		21.706	170	227	27	1:25.093	43.580		19.378		22.135	171	228
7	1:23.361	42.917		18.538		21.906	168	227	28	1:23.595	42.805		18.676		22.114	169	227
8	1:23.361	43.234		18.332		21.795	168	227	29	1:23.370	42.917		18.585		21.868	170	227
9	1:23.487	43.222		18.510		21.755	169	225	30	1:23.179	42.767		18.459		21.953	168	226
10	1:23.348	42.950		18.593		21.805	168	228	31	1:23.440	42.872		18.559		22.009	170	229
11	1:23.584	43.206		18.433		21.945	168	227	32	1:23.435	42.967		18.504		21.964	169	229
12	1:24.140	43.352		18.520		22.268	160	225	33	1:23.082	42.863		18.430		21.789	170	226
13	1:24.517	43.751		18.750		22.016	168	222	34	1:23.256	42.981		18.436		21.839	170	226
14	1:23.601	43.056		18.516		22.029	171	224	35	1:22.878	42.774		18.285		21.819	170	225



ADAC GT Masters

Lap analysis Race 1

Provisional



Sachsenring, Length: 3645 m

Air temperature: 25.2°C

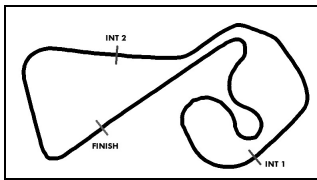
Track temperature: 38.5°C

Weather condition: Dry

DMSB Reg. Nr.: 223/2015

Saturday 29.8.2015 13:15

Lap	Time	SE1	SP1	SE2	SP2	SE3	SP3	TSP	Lap	Time	SE1	SP1	SE2	SP2	SE3	SP3	TSP
7	1:22.881	42.939		18.157		21.785	168	219	28	1:24.237	43.434		18.788		22.015	169	219
8	1:22.938	42.863		18.334		21.741	168	219	29	1:23.724	43.085		18.713		21.926	169	220
9	1:22.815	42.843		18.207		21.765	167	219	30	1:23.354	42.891		18.608		21.855	165	219
10	1:22.761	42.976		18.243		21.542	168	219	31	1:23.409	43.002		18.579		21.828	168	218
11	1:23.026	42.913		18.321		21.792	166	219	32	1:30.616	43.012		25.375		22.229	167	220
12	1:23.066	42.885		18.413		21.768	166	218	33	1:24.306	43.185		18.993		22.128	168	219
13	1:22.819	42.982		18.304		21.533	168	218	34	1:25.692	43.176		19.999		22.517	165	219
14	1:22.820	42.840		18.323		21.657	166	219	35	1:24.287	43.243		19.049		21.995	167	219
15	1:23.186	42.932		18.317		21.937	165	218	36	1:27.453	43.139		18.694		25.620		220
16	1:23.420	43.129		18.337		21.954	166	218	37	1:39.442	58.515		18.911		22.016	167	
17	1:23.036	43.082		18.380		21.574	167	218	38	1:23.268	42.752		18.857		21.659	167	220
18	1:23.769	43.264		18.334		22.171	165	219	39	1:22.953	42.875		18.459		21.619	168	219
19	1:22.881	42.902		18.420		21.559	168	219	40	1:22.947	42.698		18.458		21.791	166	220
20	1:22.810	42.861		18.019		21.930	166	218	41	1:22.897	42.666		18.457		21.774	168	219
21	1:23.430	43.227		18.380		21.823	166	217	42	1:23.123	42.755		18.593		21.775	168	220



ADAC GT Masters

Vmax list Race 1

Provisional



Sachsenring, Length: 3645 m

Air temperature: 25.1°C

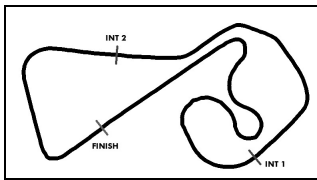
Track temperature: 38.4°C

Weather condition: Dry

DMSB Reg. Nr.: 223/2015

Saturday 29.8.2015 13:15

Nr	Team, Car, Driver, Nat	Top speed
66	Callaway Competition, Corvette Z06.R GT3 Wirth Andreas , DEU Keilwitz Daniel , DEU	229,06 km/h
25	Reiter Engineering, Lamborghini Gallardo R-EX von Thurn und Taxis Albert , DEU Enge Tomas , CZE	228,67 km/h
69	Callaway Competition, Corvette Z06.R GT3 Alessi Diego , ITA Assenheimer Patrick , DEU	227,13 km/h
42	HP Racing, Mercedes-Benz SLS AMG GT3 Proczyk Hari , AUT Simonsen Andreas , SWE	225,75 km/h
21	Team Zakspeed, Mercedes-Benz SLS AMG GT3 Asch Sebastian , DEU Ludwig Luca , DEU	225,09 km/h
36	Schütz Motorsport, Porsche 911 GT3 R Ragginger Martin , AUT Bachler Klaus , AUT	223,93 km/h
8	Bentley Team HTP, Bentley Continental GT3 Schmid Clemens , AUT Hamprecht Fabian , DEU	223,88 km/h
23	MRS GT Racing, Nissan GT-R Nismo GT3 Gassner Marc , DEU Strauss Florian , DEU	223,65 km/h
22	MRS GT Racing, Nissan GT-R Nismo GT3 Scholze Florian , DEU Jöst Dominic , DEU	223,42 km/h
7	Bentley Team HTP, Bentley Continental GT3 Stolz Luca , DEU Buhk Maximilian , DEU	222,86 km/h
80	BMW Sports Trophy Team Schubert, BMW Z4 GT3 Baumann Dominik , AUT Klingmann Jens , DEU	221,27 km/h
19	BMW Sports Trophy Team Schubert, BMW Z4 GT3 Hürtgen Claudia , DEU Alzen Uwe , DEU	220,81 km/h
24	kfzteile24 MS RACING, Audi R8 LMS ultra Stoll Florian , DEU Basseng Marc , DEU	220,27 km/h
100	kfzteile24 MS RACING, Audi R8 LMS ultra Dobitsch Daniel , AUT Sandström Edward , SWE	220,23 km/h



ADAC GT Masters

Vmax list Race 1

Provisional



Sachsenring, Length: 3645 m

Air temperature: 25.1°C

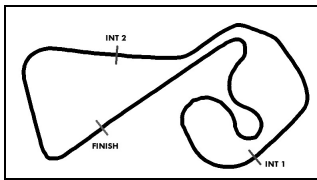
Track temperature: 38.4°C

Weather condition: Dry

DMSB Reg. Nr.: 223/2015

Saturday 29.8.2015 13:15

Nr	Team, Car, Driver, Nat	Top speed
3	C. Abt Racing, Audi R8 LMS ultra Weishaupt Andreas , DEU Jöns Christer , DEU	219,96 km/h
16	YACO Racing, Audi R8 LMS ultra Geipel Philip , DEU Frey Rahel , CHE	219,47 km/h
2	C. Abt Racing, Audi R8 LMS ultra Pepper Jordan Lee , ZAF Thiim Nicki , DNK	217,65 km/h
12	Senkyr Motorsport, BMW Z4 GT3 Marioneck Lennart , DEU Palttala Markus , FIN	217,17 km/h
1	C. Abt Racing, Audi R8 LMS ultra Wackerbauer Stefan , DEU van der Linde Kelvin , ZAF	216,61 km/h



ADAC GT Masters

Pit stops Race 1

Provisional



Sachsenring, Length: 3645 m

Air temperature: 31.4°C

Track temperature: 46.7°C

Weather condition: Dry

DMSB Reg. Nr.: 223/2015

Saturday 29.8.2015 13:15

Nr	Driver in	Day time in	Time in	Driver out	Day time out	Time out	Nett Time
1	Stefan Wackerbauer	13:18:31	1:51.867	Stefan Wackerbauer	13:19:12	2:32.924	41.057
2	Jordan Lee Pepper	13:31:14	14:34.852	Nicki Thiim	13:49:42	33:03.193	18:28.341
1	Stefan Wackerbauer	13:33:00	16:21.286				
66	Andreas Wirth	13:41:55	25:15.938	Andreas Wirth	13:43:02	26:23.355	1:07.417
22	Florian Scholze	13:41:57	25:18.310	Florian Scholze	13:43:04	26:24.761	1:06.451
12	Lennart Marioneck	13:42:01	25:21.567	Markus Palttala	13:43:07	26:27.967	1:06.400
25	Albert von Thurn und Taxis	13:42:10	25:31.312	Albert von Thurn und Taxis	13:43:17	26:37.802	1:06.490
3	Andreas Weishaupt	13:42:11	25:32.454	Christer Jöns	13:43:20	26:40.884	1:08.430
7	Luca Stolz	13:43:00	26:21.081	Luca Stolz	13:44:35	27:56.473	1:35.392
8	Clemens Schmid	13:43:01	26:22.184	Fabian Hamprecht	13:44:08	27:28.638	1:06.454
21	Sebastian Asch	13:43:04	26:25.341	Luca Ludwig	13:44:12	27:32.667	1:07.326
36	Martin Ragginger	13:43:07	26:28.051	Klaus Bachler	13:44:13	27:34.437	1:06.386
23	Marc Gassner	13:44:44	28:04.696	Florian Strauss	13:45:50	29:10.713	1:06.017
16	Philip Geipel	13:45:38	28:58.636	Rahel Frey	13:46:43	30:04.347	1:05.711
80	Dominik Baumann	13:46:53	30:13.622	Jens Klingmann	13:47:59	31:20.173	1:06.551
42	Hari Proczyk	13:47:13	30:33.536	Andreas Simonsen	13:48:20	31:41.339	1:07.803
19	Claudia Hürtgen	13:48:12	31:32.542	Claudia Hürtgen	13:49:18	32:38.818	1:06.276
100	Daniel Dobitsch	13:48:33	31:54.206	Edward Sandström	13:49:40	33:01.314	1:07.108
69	Diego Alessi	13:48:42	32:02.972	Diego Alessi	13:49:49	33:10.108	1:07.136
2	Nicki Thiim	13:53:25	36:45.594	Nicki Thiim	13:54:09	37:29.983	44.389
8	Fabian Hamprecht	13:56:52	40:12.700	Fabian Hamprecht	13:57:09	40:30.217	17.517
2	Nicki Thiim	14:02:54	46:14.938				
100	Edward Sandström	14:09:35	52:56.079	Edward Sandström	14:09:53	53:14.127	18.048