

ADAC Formel 4

Result List Race 1

Provisional



Sachsenring, Length: 3645 m

Air temperature: 23.4°C

Track temperature: 39.2°C

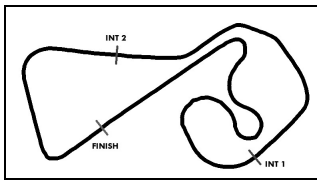
Weather condition: Dry

DMSB Reg. Nr.: 222/2015

Saturday 29.8.2015 12:00

started : 30 classified : 27 not classified : 3

#	Competitor	Sponsor	Laps	Total Time	Gap	Kph	Lap	Time	Kph
CI	Drivers	Car							
1	27 HTP Juniorteam M.Dienst(DEU)	ADAC Formel 4 powered by Abarth	19	30:27.187		136,4	9	1:20.690	162,6
2	7 Motopark J.Eriksson(SWE)	ADAC Formel 4 powered by Abarth	19	30:28.014	0.827	136,4	17	1:20.949	162,1
3	2 Neuhauser Racing T.Zimmermann(DEU)	ADAC Formel 4 powered by Abarth	19	30:28.676	1.489	136,3	17	1:21.459	161,1
4	36 Van Amersfoort Racing J.Mawson(AUS)	ADAC Formel 4 powered by Abarth	19	30:29.013	1.826	136,3	12	1:21.635	160,7
5	25 Van Amersfoort Racing R M.Schumacher(DEU)	ADAC Formel 4 powered by Abarth	19	30:29.503	2.316	136,3	12	1:21.581	160,8
6	26 Van Amersfoort Racing H.Newey(GBR)	ADAC Formel 4 powered by Abarth	19	30:30.580	3.393	136,2	11	1:21.633	160,7
7	5 ADAC Berlin-Brandenburg e.V. R D.Beckmann(DEU)	ADAC Formel 4 powered by Abarth	19	30:31.821	4.634	136,1	11	1:21.437	161,1
8	6 ADAC Berlin-Brandenburg e.V. R M.Ortmann(DEU)	ADAC Formel 4 powered by Abarth	19	30:32.921	5.734	136,0	12	1:21.939	160,1
9	1 Neuhauser Racing K.Schramm(DEU)	ADAC Formel 4 powered by Abarth	19	30:34.212	7.025	135,9	12	1:21.361	161,3
10	10 Motopark M.Waldherr(DEU)	ADAC Formel 4 powered by Abarth	19	30:35.583	8.396	135,8	12	1:21.747	160,5
11	30 Team Timo Scheider J.Kremer(DEU)	ADAC Formel 4 powered by Abarth	19	30:36.615	9.428	135,7	11	1:21.858	160,3
12	8 Motopark R J.Fittje(DEU)	ADAC Formel 4 powered by Abarth	19	30:37.891	10.704	135,7	12	1:21.836	160,3
13	14 Jenzer Motorsport GmbH M.Müller-Crepon(DEU)	ADAC Formel 4 powered by Abarth	19	30:38.352	11.165	135,6	11	1:22.632	158,8
14	9 Motopark R J.Cecotto(VEN)	ADAC Formel 4 powered by Abarth	19	30:39.037	11.850	135,6	11	1:22.598	158,9
15	15 Jenzer Motorsport GmbH D.Kolkmann(DEU)	ADAC Formel 4 powered by Abarth	19	30:39.626	12.439	135,5	17	1:22.427	159,2
16	13 Team piroports C.Piro(DEU)	ADAC Formel 4 powered by Abarth	19	30:40.390	13.203	135,5	11	1:22.936	158,2
17	38 Liqui Moly Team Engstler R L.Engstler(DEU)	ADAC Formel 4 powered by Abarth	19	30:41.268	14.081	135,4	4	1:23.271	157,6
18	20 Nikolaj Rogivue N.Rogivue(CHE)	ADAC Formel 4 powered by Abarth	19	30:42.250	15.063	135,3	10	1:23.020	158,1
19	35 HTP Juniorteam R C.Schreiner(DEU)	ADAC Formel 4 powered by Abarth	19	30:42.991	15.804	135,3	9	1:23.280	157,6
20	21 Liqui Moly Team Engstler R M.Halder(DEU)	ADAC Formel 4 powered by Abarth	19	30:43.744	16.557	135,2	17	1:23.456	157,2
21	31 ADAC Berlin-Brandenburg e.V. R Y.Shlom(RUS)	ADAC Formel 4 powered by Abarth	19	30:45.390	18.203	135,1	17	1:22.801	158,5
22	55 Race Performance R M.Niederhauser(CHE)	ADAC Formel 4 powered by Abarth	19	30:52.512	25.325	134,6	17	1:25.273	153,9
23	34 Toni Wolf R T.Wolf(DEU)	ADAC Formel 4 powered by Abarth	19	30:54.198	27.011	134,5	11	1:22.640	158,8
24	28 HTP Juniorteam J.Esmeyjer(NLD)	ADAC Formel 4 powered by Abarth	18	29:16.856	1 LAP	134,4	12	1:21.221	161,6
25	3 ADAC Berlin-Brandenburg e.V. R B.Mazatis(DEU)	ADAC Formel 4 powered by Abarth	18	30:52.119	1 LAP	127,5	11	1:22.385	159,3



ADAC Formel 4

Result List Race 1

Provisional

DMSB Reg. Nr.: 222/2015

Saturday 29.8.2015 12:00



Sachsenring, Length: 3645 m
Air temperature: 23.4°C
Track temperature: 39.2°C
Weather condition: Dry

started : 30 classified : 27 not classified : 3

#	Competitor	Sponsor	Laps	Total Time	Gap	Kph	Lap	Time	Kph
CI	Drivers	Car							
26	33 RS-Competition J.Jonck(DNK)	ADAC Formel 4 powered by Abarth	18	30:53.345	1 LAP	127,4	16	1:22.796	158,5
27	4 ADAC Berlin-Brandenburg e.V. R.Shwartzman(RUS)	ADAC Formel 4 powered by Abarth	17	26:45.617	2LAPS	138,9	12	1:21.525	161,0
not classified									
18	Race Performance G.Maggi(CHE)	ADAC Formel 4 powered by Abarth	11	16:50.710	8LAPS	142,8	11	1:21.780	160,5
16	Jenzer Motorsport GmbH M.Böckmann(DEU)	ADAC Formel 4 powered by Abarth	3	4:11.683	16LAPS	156,4	2	1:22.908	158,3
41	Jenzer Motorsport R N.Rindlisbacher(CHE)	ADAC Formel 4 powered by Abarth	3	4:37.657	16LAPS	141,8	2	1:29.745	146,2

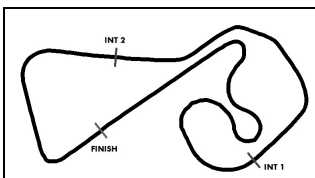
Fastest lap of the race. Car 27 driver Dienst on lap 9. Time 1:20.690, average speed 162,6 km/h.

Subject to final scrutineering!

Publications Time:

Clerk of the course:

Time Keeping:



ADAC Formel 4

Lap chart Race 1

Provisional

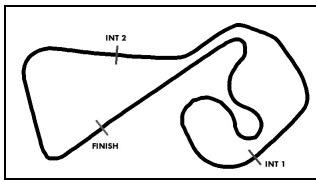


Sachsenring, Length: 3645 m

Saturday 29.8.2015 12:00

POS	1	2	3	4	5	6	7	8	9	10	11	12	13	14	15	16	17	18	19	20	21	22	23	24	25	26	27	28	29	30	31	32
LAP 1	7	27	36	2	5	30	1	16	25	26	28	4	10	6	8	9	18	14	34	13	15	33	3	38	31	20	35	21	55	41		
LAP 2	27	7	5	2	30	36	1	16	25	26	28	4	10	6	8	18	9	14	34	13	3	31	20	38	15	35	21	55	41	.33		
LAP 3	7	27	2	30	36	1	16	25	28	26	5	4	10	6	8	18	9	14	34	13	20	38	15	31	35	21	55	.3	.41	33		
LAP 4	7	27	2	36	1	30	25	28	26	4	5	10	6	8	18	9	14	34	13	20	38	15	35	21	55	.31	33'	3'				
LAP 5	27	7	2	36	1	30	28	4	25	26	5	10	6	8	18	9	14	34	13	20	38	15	35	21	55	31	33'	3'				
LAP 6	27	7	2	36	1	30	28	4	25	26	5	10	6	8	18	9	14	34	13	20	38	15	35	21	55	31	.33'	3'				
LAP 7	27	7	2	36	1	30	28	4	25	26	5	10	6	8	18	9	14	34	13	20	38	15	35	21	55	31	3'	33'				
LAP 8	27	7	2	36	1	30	28	4	25	26	5	6	10	8	18	9	14	34	13	20	38	15	35	21	31	55	3'	33'				
LAP 9	27	7	2	36	1	28	4	25	26	30	5	6	10	8	9	18	14	34	13	20	38	15	35	31	21	55	3'	33'				
LAP 10	27	7	2	36	1	28	4	25	26	5	30	6	10	8	18	14	9	34	13	20	15	38	31	35	21	55	3'	33'				
LAP 11	27	7	2	36	1	28	4	25	26	5	30	6	8	10	18	14	9	34	13	15	38	35	21	.31	20	55	3'	33'				
LAP 12	27	7	2	36	1	28	4	25	26	5	30	6	8	10	14	9	34	13	15	38	35	21	20	55	31	3'	33'					
LAP 13	27	7	2	36	1	28	4	25	26	5	30	6	8	10	14	9	34	13	15	38	35	21	20	55	31	3'	33'					
LAP 14	27	7	2	36	1	28	4	25	26	5	30	6	8	10	14	9	34	13	15	38	35	21	20	55	31	3'	33'					
LAP 15	27	7	2	36	1	28	4	25	26	5	30	6	8	10	14	9	34	13	15	38	35	21	20	55	31	3'	33'					
LAP 16	27	7	2	36	1	28	4	25	26	5	30	6	10	8	14	9	13	34	15	38	35	20	21	31	55	3'	33'					
LAP 17	27	7	2	1	28	36	4	25	26	5	6	10	30	8	14	9	15	34	13	38	20	35	21	31	55	3'	33'					
LAP 18	27	7	2	36	25	26	5	6	1	10	30	8	14	9	15	13	38	20	35	21	31	55	.28	34	3'	33'						
LAP 19	27	7	2	36	25	26	5	6	1	10	30	8	14	9	15	13	38	20	35	21	31	55	34									

. - PIT STOP ' - LAP BEHIND



ADAC Formel 4

Lap analysis Race 1

Provisional



Sachsenring, Length: 3645 m

Air temperature: 23.4°C

Track temperature: 39.5°C

Weather condition: Dry

DMSB Reg. Nr.: 222/2015

Saturday 29.8.2015 12:00

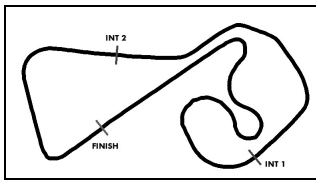
Lap	Time	SE1	SP1	SE2	SP2	SE3	SP3	TSP	Lap	Time	SE1	SP1	SE2	SP2	SE3	SP3	TSP
1	Kim Luis Schramm, DEU ,								theoretical besttime: 1:21.316								
1	1:25.165	44.523		18.500		22.142	155	117	11	1:22.030	42.282		18.257		21.491	155	198
2	1:23.065	42.491		18.426		22.148	153	197	12	1:21.361	42.040		17.827		21.494	156	197
3	1:23.006	42.929		18.231		21.846	155	198	13	1:38.279	46.601		24.388		27.290	131	199
4	1:22.552	42.482		17.937		22.133	150	195	14	2:05.872	56.309		38.782		30.781	113	156
5	1:34.451	42.915		22.341		29.195	103	194	15	2:11.632	59.955		32.020		39.657	155	148
6	2:03.079	58.690		29.216		35.173	131	148	16	1:21.531	41.998		17.862		21.671	155	198
7	2:04.905	55.449		29.138		40.318	154	156	17	1:22.311	42.509		18.085		21.717	154	196
8	1:21.831	42.124		18.070		21.637	156	196	18	1:37.628	47.186		21.876		28.566	127	192
9	1:21.668	42.158		17.984		21.526	156	198	19	2:11.927	1:00.870		39.054		32.003	103	134
10	1:21.919	42.379		17.993		21.547	156	198									

2	Tim Zimmermann, DEU ,								theoretical besttime: 1:21.370								
1	1:23.849	43.600		18.435		21.814	153	110	11	1:21.548	42.029		18.035		21.484	156	195
2	1:23.682	43.164		18.456		22.062	151	193	12	1:21.779	41.970		18.080		21.729	155	195
3	1:22.502	42.406		18.297		21.799	155	192	13	1:37.961	46.522		24.214		27.225	131	194
4	1:22.059	42.232		18.146		21.681	155	195	14	2:05.420	56.559		38.087		30.774	124	153
5	1:34.982	43.522		22.428		29.032	116	195	15	2:12.331	1:00.399		32.087		39.845	156	151
6	2:02.886	59.019		29.058		34.809	127	147	16	1:21.680	42.028		17.967		21.685	156	198
7	2:05.448	56.103		28.454		40.891	154	159	17	1:21.459	41.949		17.937		21.573	157	197
8	1:21.997	42.288		18.012		21.697	156	194	18	1:35.520	42.189		25.449		27.882	133	196
9	1:21.752	41.955		18.044		21.753	155	194	19	2:09.986	1:00.861		37.136		31.989	113	158
10	1:21.835	42.037		18.078		21.720	156	193									

3	Benjamin Mazatis, DEU ,								theoretical besttime: 1:22.227								
1	1:31.864	49.519		19.198		23.147	152	160	10	1:22.561	42.435		18.398		21.728	156	197
2	1:26.112	44.408		19.245		22.459	153	195	11	1:22.385	42.101		18.540		21.744	156	196
3	1:36.558	42.841		22.242		31.475		195	12	1:35.292	45.574		22.956		26.762	113	184
4	2:48.227	2:02.155		21.945		24.127	151		13	2:05.650	57.181		38.787		29.682	133	168
5	2:00.263	55.767		29.434		35.062	97	150	14	2:07.341	1:00.636		30.879		35.826	154	124
6	1:59.274	55.172		27.173		36.929	156	122	15	1:23.525	43.030		18.535		21.960	156	198
7	1:24.011	43.331		18.668		22.012	157	198	16	1:23.319	42.647		18.691		21.981	156	197
8	1:23.038	42.588		18.527		21.923	157	198	17	2:22.373	1:06.211		32.705		43.457	92	197
9	1:23.605	42.867		18.931		21.807	156	199	18	1:36.721	49.597		22.293		24.831	143	162

4	Robert Shwartzman, RUS ,								theoretical besttime: 1:21.435								
1	1:27.318	45.954		18.671		22.693	148	137	10	1:21.700	41.994		18.268		21.438	157	196
2	1:22.730	42.709		18.289		21.732	157	193	11	1:21.643	41.853		18.262		21.528	158	197
3	1:24.508	42.605		19.279		22.624	152	199	12	1:21.525	41.799		18.270		21.456	158	198
4	1:22.090	42.199		18.246		21.645	158	195	13	1:37.821	45.942		24.232		27.647	140	198
5	1:33.583	42.377		22.720		28.486	113	198	14	2:05.465	55.922		39.521		30.022	111	164
6	2:03.242	58.583		28.883		35.776	127	143	15	2:11.267	59.878		32.473		38.916	157	156
7	2:03.746	55.081		28.633		40.032	156	158	16	1:21.813	42.164		18.259		21.390	160	198
8	1:22.294	42.386		18.381		21.527	159	197	17	1:22.334	42.199		18.362		21.773	158	199
9	1:22.538	41.927		18.628		21.983	155	197									

5	David Beckmann, DEU ,								theoretical besttime: 1:21.285								
1	1:24.535	44.026		18.580		21.929	157	115	11	1:21.437	41.870		17.954		21.613	158	199
2	1:22.283	42.321		18.277		21.685	156	197	12	1:21.587	41.925		18.020		21.642	159	198
3	1:27.709	42.253		22.880		22.576	153	195	13	1:38.537	46.301		24.237		27.999	129	199
4	1:22.682	42.810		18.169		21.703	157	192	14	2:04.640	57.511		38.051		29.078	123	153
5	1:34.701	43.495		22.782		28.424	100	199	15	2:10.947	1:01.912		30.432		38.603	156	124
6	2:03.400	58.542		29.446		35.412	113	146	16	1:22.250	42.574		18.063		21.613	158	199
7	2:02.958	54.877		29.211		38.870	156	153	17	1:21.829	42.390		17.859		21.580	159	199
8	1:23.240	42.427		18.731		22.082	159	196	18	1:34.016	43.407		22.383		28.226	128	198
9	1:21.801	41.949		18.082		21.770	158	198	19	2:10.901	1:00.785		38.275		31.841	102	128
10	1:22.368	42.274		18.538		21.556	158	199									



ADAC Formel 4

Lap analysis Race 1

Provisional



Sachsenring, Length: 3645 m
 Air temperature: 23.4°C
 Track temperature: 39.5°C
 Weather condition: Dry

DMSB Reg. Nr.: 222/2015

Saturday 29.8.2015 12:00

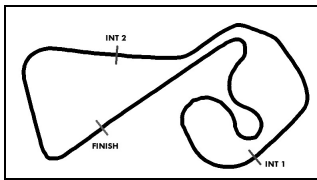
Lap	Time	SE1	SP1	SE2	SP2	SE3	SP3	TSP	Lap	Time	SE1	SP1	SE2	SP2	SE3	SP3	TSP
6	Mike David Ortmann, DEU ,								theoretical besttime: 1:21.832								
1	1:27.738	46.890		18.816		22.032	158	138	11	1:22.110	42.277		18.309		21.524	159	201
2	1:23.722	43.043		18.647		22.032	155	199	12	1:21.939	42.035		18.290		21.614	158	200
3	1:23.888	42.213		18.684		22.991	153	197	13	1:38.094	46.722		24.004		27.368	132	200
4	1:22.884	42.561		18.559		21.764	158	197	14	2:04.615	57.359		38.200		29.056	133	133
5	1:35.357	44.974		22.424		27.959	110	199	15	2:10.041	1:01.614		30.653		37.774	157	127
6	2:03.253	58.929		29.116		35.208	99	145	16	1:22.504	42.634		18.307		21.563	159	198
7	2:02.109	55.140		28.283		38.686	157	155	17	1:22.576	42.223		18.831		21.522	158	200
8	1:23.455	42.427		18.635		22.393	154	198	18	1:33.361	43.024		21.975		28.362	114	199
9	1:22.103	42.136		18.408		21.559	158	194	19	2:11.144	1:00.772		38.894		31.478	109	133
10	1:22.028	42.020		18.477		21.531	160	198									

7	Joel Eriksson, SWE ,								theoretical besttime: 1:20.849								
1	1:22.097	42.546		18.005		21.546	156	107	11	1:21.461	41.960		18.018		21.483	157	198
2	1:22.082	42.027		18.081		21.974	153	197	12	1:21.501	41.926		18.005		21.570	154	197
3	1:22.066	42.288		18.079		21.699	154	196	13	1:40.266	46.766		26.511		26.989	136	197
4	1:21.864	42.108		18.019		21.737	153	199	14	2:05.568	56.912		37.864		30.792	123	163
5	1:37.222	43.509		23.721		29.992	121	195	15	2:12.595	1:00.535		32.227		39.833	157	162
6	2:02.738	59.612		29.104		34.022	133	137	16	1:21.390	41.970		17.941		21.479	156	199
7	2:06.297	56.491		28.739		41.067	157	145	17	1:20.949	41.580		17.840		21.529	158	200
8	1:21.355	41.979		17.895		21.481	158	198	18	1:36.091	41.764		26.282		28.045	137	199
9	1:21.103	41.737		17.937		21.429	157	199	19	2:09.923	1:01.020		36.730		32.173	114	148
10	1:21.446	41.876		18.019		21.551	157	198									

8	Jannes Fittje, DEU ,								theoretical besttime: 1:21.800								
1	1:28.119	47.268		18.736		22.115	156	143	11	1:22.119	42.292		18.266		21.561	155	199
2	1:23.834	42.830		18.658		22.346	153	200	12	1:21.836	42.162		18.163		21.511	155	197
3	1:23.521	42.446		18.347		22.728	154	197	13	1:37.756	46.871		23.539		27.346	130	197
4	1:23.167	42.959		18.307		21.901	155	196	14	2:04.838	57.278		38.183		29.377	122	144
5	1:35.790	45.000		22.637		28.153	100	199	15	2:09.498	1:01.254		30.723		37.521	155	148
6	2:03.181	58.503		29.122		35.556	104	144	16	1:23.183	42.916		18.267		22.000	155	197
7	2:01.705	54.963		27.980		38.762	156	156	17	1:23.218	42.378		18.743		22.097	155	198
8	1:23.376	42.396		18.429		22.551	153	199	18	1:33.596	43.004		22.153		28.439	121	200
9	1:22.638	42.806		18.127		21.705	157	196	19	2:14.203	1:01.804		39.320		33.079	115	151
10	1:22.313	42.260		18.353		21.700	156	198									

9	Jonathan Cecotto, VEN ,								theoretical besttime: 1:22.352								
1	1:28.873	47.626		19.068		22.179	156	138	11	1:22.598	42.815		18.153		21.630	157	197
2	1:23.614	42.719		18.513		22.382	156	197	12	1:23.008	42.578		18.531		21.899	155	199
3	1:23.851	43.310		18.543		21.998	155	201	13	1:35.074	44.660		23.140		27.274	124	195
4	1:23.217	42.804		18.272		22.141	154	198	14	2:04.920	57.147		38.428		29.345	128	167
5	1:35.632	45.066		22.694		27.872	104	196	15	2:08.623	1:00.951		30.940		36.732	158	128
6	2:03.592	58.633		29.440		35.519	97	138	16	1:23.409	43.003		18.467		21.939	157	198
7	2:01.136	54.908		27.613		38.615	154	134	17	1:22.847	42.870		18.175		21.802	157	201
8	1:23.104	42.926		18.331		21.847	157	199	18	1:33.626	43.228		22.164		28.234	117	201
9	1:22.773	42.980		18.144		21.649	158	200	19	2:14.628	1:01.779		39.862		32.987	108	143
10	1:24.512	42.803		19.289		22.420	154	199									

10	Michael Waldherr, DEU ,								theoretical besttime: 1:21.743								
1	1:27.430	46.626		18.519		22.285	157	131	11	1:23.196	42.670		18.815		21.711	156	199
2	1:23.117	43.183		18.004		21.930	155	201	12	1:21.747	42.140		17.940		21.667	155	199
3	1:24.447	42.869		18.650		22.928	152	200	13	1:37.691	47.238		23.053		27.400	123	192
4	1:22.661	42.748		18.096		21.817	156	199	14	2:04.944	57.036		38.675		29.233	117	141
5	1:34.973	45.151		22.047		27.775	100	201	15	2:08.995	1:01.000		30.883		37.112	157	132
6	2:03.271	58.745		29.070		35.456	109	142	16	1:22.616	42.566		18.268		21.782	157	203
7	2:02.520	54.989		28.962		38.569	158	149	17	1:22.729	42.170		18.828		21.731	158	202
8	1:24.231	42.782		18.355		23.094	154	201	18	1:33.438	42.944		22.018		28.476	128	201
9	1:22.337	42.638		18.036		21.663	158	199	19	2:12.915	1:01.700		39.092		32.123	109	134
10	1:22.325	42.372		18.181		21.772	156	199									



ADAC Formel 4

Lap analysis Race 1

Provisional



Sachsenring, Length: 3645 m
 Air temperature: 23.4°C
 Track temperature: 39.5°C
 Weather condition: Dry

DMSB Reg. Nr.: 222/2015

Saturday 29.8.2015 12:00

Lap	Time	SE1	SP1	SE2	SP2	SE3	SP3	TSP	Lap	Time	SE1	SP1	SE2	SP2	SE3	SP3	TSP
-----	------	-----	-----	-----	-----	-----	-----	-----	-----	------	-----	-----	-----	-----	-----	-----	-----

13 Cedric Piro, DEU ,

theoretical besttime: 1:22.615

1	1:31.399	48.800		19.439		23.160	156	156	11	1:22.936	42.692		18.345		21.899	154	198
2	1:24.171	42.958		18.596		22.617	154	197	12	1:23.074	42.501		18.366		22.207	150	197
3	1:23.746	43.054		18.539		22.153	154	196	13	1:35.167	44.876		23.481		26.810	117	174
4	1:23.259	42.887		18.357		22.015	155	197	14	2:05.580	57.231		38.773		29.576	131	170
5	1:34.302	44.583		22.161		27.558	117	197	15	2:07.742	1:00.693		30.978		36.071	154	131
6	2:03.622	58.825		29.324		35.473	97	128	16	1:23.085	42.649		18.370		22.066	152	198
7	2:00.634	55.159		27.309		38.166	153	132	17	1:24.188	43.293		18.536		22.359	150	194
8	1:23.235	42.922		18.453		21.860	156	196	18	1:32.790	44.693		20.574		27.523	123	197
9	1:23.090	42.901		18.413		21.776	155	198	19	2:14.878	1:02.046		40.147		32.685	103	130
10	1:23.492	42.617		18.338		22.537	153	196									

14 Moritz Müller-Crepon, DEU ,

theoretical besttime: 1:22.421

1	1:30.408	48.116		19.559		22.733	149	148	11	1:22.632	42.513		18.369		21.750	155	194
2	1:23.435	42.887		18.588		21.960	151	193	12	1:23.139	42.532		18.647		21.960	154	195
3	1:23.663	42.841		18.529		22.293	152	193	13	1:35.005	44.197		23.242		27.566	123	195
4	1:23.234	42.781		18.415		22.038	152	195	14	2:04.755	57.033		38.519		29.203	131	153
5	1:34.826	44.439		22.541		27.846	104	195	15	2:09.069	1:01.091		30.769		37.209	153	127
6	2:03.778	58.815		29.316		35.647	106	140	16	1:23.153	42.791		18.476		21.886	154	197
7	2:01.084	54.826		27.669		38.589	151	128	17	1:22.930	42.449		18.427		22.054	152	196
8	1:22.945	42.925		18.305		21.715	156	194	18	1:33.597	43.070		22.203		28.324	117	195
9	1:23.118	43.028		18.257		21.833	155	197	19	2:14.260	1:01.985		39.243		33.032	117	134
10	1:23.321	42.578		18.730		22.013	153	196									

15 David Kolkmann, DEU ,

theoretical besttime: 1:22.145

1	1:31.448	48.438		19.469		23.541	127	143	11	1:22.602	42.235		18.523		21.844	155	194
2	1:28.184	45.763		19.660		22.761	151	186	12	1:22.431	42.096		18.365		21.970	153	196
3	1:25.531	42.796		19.650		23.085	150	194	13	1:35.506	44.965		23.726		26.815	112	165
4	1:22.817	42.379		18.477		21.961	154	193	14	2:05.472	57.278		38.764		29.430	134	166
5	1:31.637	42.504		21.514		27.619	129	195	15	2:07.677	1:00.818		30.955		35.904	153	133
6	2:02.695	58.301		28.890		35.504	90	145	16	1:23.101	42.677		18.516		21.908	156	197
7	1:59.562	55.007		27.229		37.326	156	125	17	1:22.427	42.321		18.205		21.901	157	199
8	1:23.789	43.158		18.650		21.981	157	199	18	1:33.525	43.153		22.157		28.215	121	198
9	1:23.253	42.772		18.499		21.982	154	199	19	2:14.772	1:02.110		39.911		32.751	108	133
10	1:23.197	43.023		18.312		21.862	154	195									

16 Marek Böckmann, DEU ,

theoretical besttime: 1:22.592

1	1:25.596	44.943		18.450		22.203	156	118	3	1:23.179	42.953		18.345		21.881	156	197
2	1:22.908	42.489		18.366		22.053	154	199									

18 Giorgio Maggi, CHE ,

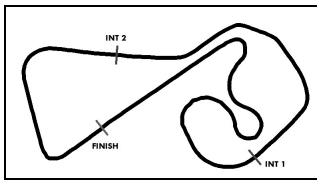
theoretical besttime: 1:21.750

1	1:29.296	47.767		19.388		22.141	156	147	7	2:01.389	54.914		27.798		38.677	155	147
2	1:22.834	42.423		18.499		21.912	156	198	8	1:23.132	42.522		18.182		22.428	154	197
3	1:23.474	42.714		18.286		22.474	154	199	9	1:23.309	43.509		18.125		21.675	157	197
4	1:23.311	42.966		18.356		21.989	154	198	10	1:22.889	42.710		18.461		21.718	158	200
5	1:35.868	45.087		22.581		28.200	102	199	11	1:21.780	41.980		18.155		21.645	157	196
6	2:03.428	58.590		29.365		35.473	106	142									

20 Nikolaj Rogivue, CHE ,

theoretical besttime: 1:22.551

1	1:32.905	47.526		19.938		25.441	152	134	11	1:29.411	42.776		23.642		22.993	154	199
2	1:25.929	44.016		19.694		22.219	155	197	12	1:30.941	43.122		25.104		22.715	149	197
3	1:24.319	42.607		19.716		21.996	156	198	13	1:25.868	43.542		19.810		22.516	131	193
4	1:23.251	42.480		18.888		21.883	156	197	14	2:04.476	55.454		38.774		30.248	128	145
5	1:31.055	43.099		21.011		26.945	119	197	15	2:05.362	1:00.572		30.339		34.451	157	140
6	2:03.627	59.125		29.021		35.481	99	131	16	1:23.498	42.935		18.673		21.890	157	200
7	2:00.189	55.178		27.340		37.671	155	130	17	1:23.285	42.754		18.514		22.017	156	200
8	1:23.789	43.080		18.552		22.157	157	199	18	1:32.415	44.210		20.364		27.841	125	200



ADAC Formel 4

Lap analysis Race 1

Provisional



Sachsenring, Length: 3645 m

Air temperature: 23.4°C

Track temperature: 39.5°C

Weather condition: Dry

DMSB Reg. Nr.: 222/2015

Saturday 29.8.2015 12:00

Lap	Time	SE1	SP1	SE2	SP2	SE3	SP3	TSP	Lap	Time	SE1	SP1	SE2	SP2	SE3	SP3	TSP
9	1:23.303	42.696		18.574		22.033	144	198	19	2:15.607	1:02.455		40.202		32.950	112	131
10	1:23.020	42.949		18.301		21.770	157	191									

21 Michelle Halder, DEU ,

theoretical besttime: 1:23.301

1	1:33.251	50.549		19.210		23.492	152	156	11	1:24.186	43.021		18.748		22.417	154	196
2	1:26.888	44.402		19.622		22.864	155	198	12	1:26.441	43.551		20.058		22.832	152	195
3	1:25.928	43.689		19.203		23.036	154	194	13	1:29.162	44.325		20.451		24.386	110	194
4	1:25.919	44.199		18.777		22.943	154	196	14	2:05.527	56.476		38.855		30.196	128	143
5	1:32.063	46.153		21.389		24.521	153	193	15	2:05.780	1:00.580		30.343		34.857	153	135
6	2:00.319	55.959		29.524		34.836	114	142	16	1:24.491	43.769		18.530		22.192	153	196
7	1:58.633	55.285		26.784		36.564	153	130	17	1:23.456	43.176		18.263		22.017	156	194
8	1:24.225	43.429		18.567		22.229	153	198	18	1:33.226	46.573		21.456		25.197	143	196
9	1:25.215	43.337		19.582		22.296	155	197	19	2:15.312	1:02.185		40.420		32.707	102	124
10	1:23.722	43.086		18.557		22.079	154	194									

25 Mick Schumacher, DEU ,

theoretical besttime: 1:21.520

1	1:26.084	45.321		18.438		22.325	150	133	11	1:21.654	42.009		18.125		21.520	157	199
2	1:22.925	42.565		18.431		21.929	154	194	12	1:21.581	42.000		18.051		21.530	157	198
3	1:23.382	42.729		18.719		21.934	155	197	13	1:38.849	46.066		24.650		28.133	134	199
4	1:22.637	42.201		18.109		22.327	152	198	14	2:04.373	55.620		38.742		30.011	107	159
5	1:35.868	44.617		22.320		28.931	104	192	15	2:11.332	1:00.200		32.443		38.689	156	145
6	2:03.274	58.756		29.417		35.101	123	142	16	1:21.730	42.194		18.000		21.536	159	198
7	2:03.425	54.581		29.522		39.322	154	158	17	1:22.368	42.020		18.501		21.847	157	200
8	1:22.273	42.404		18.330		21.539	158	197	18	1:33.865	43.224		22.540		28.101	132	199
9	1:22.400	42.071		18.307		22.022	154	199	19	2:09.613	1:00.418		37.831		31.364	123	137
10	1:21.870	42.228		18.115		21.527	158	198									

26 Harrison Newey, GBR ,

theoretical besttime: 1:21.145

1	1:26.435	45.630		18.694		22.111	153	124	11	1:21.633	41.953		18.019		21.661	156	194
2	1:22.965	42.526		18.382		22.057	153	197	12	1:21.732	42.037		18.100		21.595	156	198
3	1:24.138	43.111		19.226		21.801	156	196	13	1:38.876	45.980		24.819		28.077	136	198
4	1:22.171	41.925		18.071		22.175	153	196	14	2:04.634	57.726		37.264		29.644	110	149
5	1:35.731	44.683		22.164		28.884	105	196	15	2:11.224	1:02.141		30.194		38.889	153	131
6	2:03.208	58.696		29.427		35.085	117	148	16	1:22.191	42.325		18.196		21.670	155	194
7	2:03.444	55.043		29.123		39.278	151	154	17	1:21.766	42.200		17.939		21.627	149	195
8	1:22.468	42.477		18.509		21.482	156	192	18	1:33.850	43.377		22.215		28.258	127	193
9	1:22.003	41.724		18.197		22.082	154	196	19	2:10.174	1:00.651		37.679		31.844	129	134
10	1:21.937	42.262		18.113		21.562	156	195									

27 Marvin Dienst, DEU ,

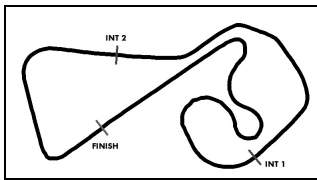
theoretical besttime: 1:20.507

1	1:22.834	42.849		18.376		21.609	158	104	11	1:21.282	41.641		18.229		21.412	158	198
2	1:21.325	41.651		17.938		21.736	157	198	12	1:21.252	41.734		18.130		21.388	158	197
3	1:22.294	42.501		18.142		21.651	158	195	13	1:41.820	47.742		26.470		27.608	143	198
4	1:21.706	42.216		18.003		21.487	157	200	14	2:05.625	56.927		37.836		30.862	133	191
5	1:36.440	42.939		23.638		29.863	120	197	15	2:12.753	1:00.486		32.263		40.004	156	183
6	2:02.578	59.823		28.898		33.857	139	133	16	1:21.156	41.702		18.046		21.408	157	196
7	2:06.719	56.680		28.371		41.668	156	177	17	1:20.840	41.487		17.899		21.454	158	197
8	1:20.850	41.632		18.000		21.218	159	196	18	1:36.413	41.816		26.275		28.322	132	197
9	1:20.690	41.390		18.006		21.294	158	197	19	2:09.552	1:00.929		36.152		32.471	117	154
10	1:21.058	41.640		18.020		21.398	159	197									

28 Janneau Esmeijer, NLD ,

theoretical besttime: 1:20.898

1	1:27.013	46.226		18.684		22.103	151	129	10	1:21.330	41.785		17.984		21.561	158	199
2	1:22.604	42.473		18.075		22.056	155	197	11	1:22.022	42.142		18.287		21.593	156	201
3	1:23.378	42.372		19.239		21.767	157	201	12	1:21.221	41.966		17.935		21.320	158	200
4	1:22.083	41.921		18.054		22.108	158	200	13	1:38.890	46.996		24.450		27.444	138	201
5	1:34.477	43.123		22.523		28.831	104	199	14	2:05.577	56.125		39.397		30.055	111	156
6	2:03.307	58.847		28.890		35.570	126	150	15	2:11.440	59.878		32.473		39.089	157	148
7	2:03.963	55.318		28.505		40.140	156	153	16	1:21.367	42.045		17.837		21.485	157	200



ADAC Formel 4

Lap analysis Race 1

Provisional



Sachsenring, Length: 3645 m

Air temperature: 23.4°C

Track temperature: 39.5°C

Weather condition: Dry

DMSB Reg. Nr.: 222/2015

Saturday 29.8.2015 12:00

Lap	Time	SE1	SP1	SE2	SP2	SE3	SP3	TSP	Lap	Time	SE1	SP1	SE2	SP2	SE3	SP3	TSP
8	1:21.980	42.384		18.211		21.385	159	199	17	1:22.659	42.630		18.122		21.907	156	201
9	1:21.861	42.049		18.536		21.276	158	201	18	2:31.684	1:13.501		32.893		45.290		197

30 Jason Kremer, DEU ,

theoretical besttime: 1:21.646

1	1:24.789	44.268		18.660		21.861	158	119	11	1:21.858	42.195		18.040		21.623	155	196
2	1:23.026	42.684		18.246		22.096	153	197	12	1:22.027	42.324		18.102		21.601	156	196
3	1:22.736	42.739		18.219		21.778	153	196	13	1:37.638	46.117		23.991		27.530	137	196
4	1:23.291	42.236		18.243		22.812	151	196	14	2:04.902	57.573		37.942		29.387	131	142
5	1:35.115	43.839		22.551		28.725	104	194	15	2:10.304	1:01.617		30.485		38.202	156	126
6	2:03.228	58.703		29.118		35.407	128	150	16	1:22.511	42.664		18.220		21.627	156	195
7	2:04.312	55.247		28.845		40.220	151	150	17	1:24.233	42.414		19.924		21.895	156	197
8	1:21.978	42.527		17.939		21.512	156	196	18	1:33.461	42.803		22.097		28.561	124	198
9	1:24.274	42.233		19.265		22.776	155	197	19	2:13.375	1:01.691		39.187		32.497	106	145
10	1:23.557	42.701		19.145		21.711	157	198									

31 Yan Leon Shlom, RUS ,

theoretical besttime: 1:22.277

1	1:32.374	49.878		19.012		23.484	153	156	11	1:26.509	42.664		18.612		25.233		199
2	1:25.839	44.234		19.274		22.331	152	197	12	1:39.550	58.847		18.736		21.967	151	
3	1:27.194	42.841		20.738		23.615	152	197	13	1:27.253	43.215		21.012		23.026	151	192
4	1:32.248	44.908		20.352		26.988		197	14	1:58.502	50.419		38.375		29.708	133	185
5	2:30.046	1:44.340		22.177		23.529	149		15	2:02.762	59.839		30.714		32.209	153	153
6	1:25.241	43.599		19.504		22.138	154	190	16	1:23.953	43.585		18.707		21.661	153	197
7	1:30.527	42.685		19.024		28.818	155	194	17	1:22.801	42.592		18.378		21.831	157	195
8	1:24.608	43.848		19.137		21.623	158	199	18	1:33.835	47.448		21.484		24.903	139	200
9	1:22.957	42.624		18.793		21.540	158	197	19	2:16.161	1:02.244		41.104		32.813	90	115
10	1:23.030	42.359		18.735		21.936	157	197									

33 Jan Jonck, DNK ,

theoretical besttime: 1:22.796

1	1:31.755	49.240		19.283		23.232	152	153	10	1:23.311	42.757		18.586		21.968	154	195
2	1:41.031	46.553		22.435		32.043		195	11	1:25.500	42.952		19.916		22.632	153	196
3	2:14.208	1:31.907		19.246		23.055	108		12	1:25.458	43.080		20.227		22.151	155	194
4	1:39.395	45.742		23.952		29.701	125	172	13	2:01.984	53.734		38.383		29.867	124	158
5	2:02.816	59.275		29.089		34.452	130	140	14	2:06.409	1:00.832		29.716		35.861	147	134
6	2:10.781	56.475		28.261		46.045		145	15	1:33.139	47.104		21.456		24.579	156	170
7	1:40.487	59.802		18.731		21.954	155		16	1:22.796	42.586		18.395		21.815	155	196
8	1:23.416	42.765		18.727		21.924	153	195	17	2:11.364	55.712		32.749		42.903	95	196
9	1:23.231	42.661		18.584		21.986	155	195	18	1:36.264	49.222		22.205		24.837	133	161

34 Toni Wolf, DEU ,

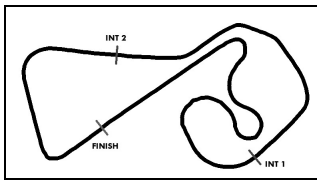
theoretical besttime: 1:22.447

1	1:31.243	48.583		19.463		23.197	153	148	11	1:22.640	42.474		18.287		21.879	156	195
2	1:24.139	43.499		18.566		22.074	153	195	12	1:23.180	42.493		18.263		22.424	153	198
3	1:23.343	42.731		18.230		22.382	154	195	13	1:35.108	44.443		23.519		27.146	122	193
4	1:22.877	42.718		18.277		21.882	157	195	14	2:05.260	57.083		38.832		29.345	123	163
5	1:34.797	44.628		22.347		27.822	114	198	15	2:07.865	1:00.671		31.034		36.160	158	131
6	2:03.843	58.928		29.285		35.630	100	130	16	1:23.771	42.938		18.394		22.439	157	201
7	2:00.410	54.772		27.410		38.228	156	143	17	1:23.993	43.348		18.694		21.951	151	198
8	1:23.245	42.918		18.452		21.875	158	199	18	2:25.063	1:09.116		32.743		43.204	87	195
9	1:22.944	42.971		18.158		21.815	158	198	19	1:36.528	49.142		22.318		25.068	129	177
10	1:23.949	42.659		18.551		22.739	153	199									

35 Carrie Schreiner, DEU ,

theoretical besttime: 1:23.098

1	1:33.010	50.350		19.235		23.425	151	159	11	1:23.694	42.828		18.847		22.019	155	200
2	1:27.039	44.394		19.726		22.919	149	198	12	1:25.024	42.690		18.968		23.366	147	198
3	1:25.604	43.244		19.585		22.775	154	196	13	1:31.363	45.726		20.615		25.022	107	193
4	1:24.436	42.999		19.028		22.409	156	200	14	2:05.652	57.431		38.897		29.324	132	159
5	1:33.069	47.386		21.489		24.194	154	196	15	2:06.640	1:01.453		30.296		34.891	155	118
6	2:00.261	56.188		29.131		34.942	97		16	1:23.861	43.227		18.603		22.031	156	192
7	1:59.255	55.667		26.640		36.948	152	128	17	1:23.978	43.334		18.824		21.820	158	198
8	1:24.175	43.249		18.843		22.083	157	197	18	1:33.019	44.959		23.026		25.034	142	200



ADAC Formel 4

Lap analysis Race 1

Provisional



Sachsenring, Length: 3645 m

Air temperature: 23.4°C

Track temperature: 39.5°C

Weather condition: Dry

DMSB Reg. Nr.: 222/2015

Saturday 29.8.2015 12:00

Lap	Time	SE1	SP1	SE2	SP2	SE3	SP3	TSP	Lap	Time	SE1	SP1	SE2	SP2	SE3	SP3	TSP
9	1:23.280	42.691		18.661		21.928	157	199	19	2:15.401	1:02.475		40.380		32.546	103	129
10	1:24.230	42.675		19.205		22.350	156	198									

36 Joey Mawson, AUS ,

theoretical besttime: 1:21.383

1	1:23.746	43.491		18.251		22.004	150	110	11	1:21.844	41.995		18.073		21.776	154	198
2	1:24.331	42.318		18.161		23.852	152	192	12	1:21.635	41.951		17.945		21.739	155	196
3	1:23.095	42.772		18.315		22.008	152	192	13	1:37.977	46.494		24.232		27.251	131	197
4	1:21.923	41.997		18.100		21.826	154	195	14	2:06.001	56.428		38.580		30.993	112	151
5	1:34.660	42.904		22.546		29.210	103	196	15	2:11.572	59.978		32.030		39.564	157	160
6	2:03.085	58.711		29.189		35.185	127	155	16	1:21.958	42.025		17.957		21.976	153	199
7	2:05.002	55.502		29.084		40.416	154	153	17	1:23.169	42.220		18.671		22.278	155	195
8	1:21.931	42.259		18.021		21.651	156	196	18	1:33.699	42.844		22.821		28.034	142	195
9	1:21.681	41.812		18.101		21.768	157	197	19	2:09.858	1:00.758		37.404		31.696	121	156
10	1:21.846	42.110		18.110		21.626	156	199									

38 Luca Engstler, DEU ,

theoretical besttime: 1:23.197

1	1:32.109	50.229		18.979		22.901	150	154	11	1:23.884	42.673		18.674		22.537	152	196
2	1:27.129	44.322		19.742		23.065	154	195	12	1:24.020	42.699		18.871		22.450	153	193
3	1:24.502	42.881		19.167		22.454	156	197	13	1:32.289	43.576		22.023		26.690	108	194
4	1:23.271	42.669		18.500		22.102	156	198	14	2:05.435	57.132		38.669		29.634	133	164
5	1:31.888	42.955		21.240		27.693	129	197	15	2:06.940	1:01.039		30.968		34.933	154	124
6	2:02.887	58.523		28.799		35.565	86	144	16	1:23.958	43.212		18.605		22.141	153	198
7	1:59.857	55.023		27.305		37.529	152	122	17	1:23.546	43.018		18.492		22.036	155	193
8	1:23.777	43.014		18.556		22.207	156	196	18	1:32.189	43.913		20.585		27.691	123	196
9	1:23.447	42.757		18.549		22.141	149	196	19	2:15.119	1:02.506		40.048		32.565	106	121
10	1:25.021	43.128		19.766		22.127	154	194									

41 Nico Rindlisbacher, CHE ,

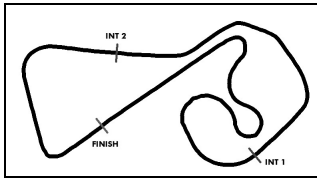
theoretical besttime: 1:29.333

1	1:35.056	47.920		19.644		27.492	140	142	3	1:32.856	45.094		20.584		27.178		180
2	1:29.745	45.506		20.544		23.695	143	180									

55 Marylin Niederhauser, CHE ,

theoretical besttime: 1:25.139

1	1:34.111	51.179		19.875		23.057	148	160	11	1:26.702	43.906		20.017		22.779	151	193
2	1:26.556	44.185		19.917		22.454	154	195	12	1:29.216	44.105		21.967		23.144	150	192
3	1:26.193	43.953		19.644		22.596	151	196	13	1:29.284	44.829		21.014		23.441	149	192
4	1:27.123	43.855		20.156		23.112	149	196	14	1:57.633	49.782		37.676		30.175	141	192
5	1:30.598	45.761		20.878		23.959	152	192	15	2:03.754	1:00.693		30.040		33.021	149	143
6	2:00.381	56.501		29.230		34.650	113	129	16	1:27.201	44.047		20.674		22.480	151	195
7	1:58.305	55.476		26.444		36.385	154	127	17	1:25.273	43.638		19.298		22.337	153	194
8	1:25.840	43.876		19.433		22.531	152	199	18	2:15.457	59.431		32.578		43.448	95	194
9	1:26.416	43.504		19.958		22.954	152	194	19	1:36.530	49.472		22.392		24.666	140	165
10	1:25.939	43.617		19.771		22.551	151	193									



ADAC Formel 4

Vmax list Race 1

Provisional

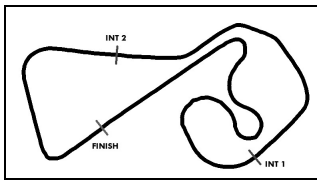
DMSB Reg. Nr.: 222/2015

Saturday 29.8.2015 12:00



Sachsenring, Length: 3645 m
Air temperature: 23.5°C
Track temperature: 39.9°C
Weather condition: Dry

Nr	Team, Car, Driver, Nat	Top speed
10	Motopark, ADAC Formel 4 powered by Abarth Waldherr Michael , DEU	202,51 km/h
9	Motopark, ADAC Formel 4 powered by Abarth Cecotto Jonathan , VEN	201,38 km/h
28	HTP Juniorteam, ADAC Formel 4 powered by Abarth Esmeijer Janneau , NLD	201,38 km/h
34	Toni Wolf, ADAC Formel 4 powered by Abarth Wolf Toni , DEU	201,23 km/h
6	Mücke-Motorsport, ADAC Formel 4 powered by Abarth Ortmann Mike David , DEU	200,89 km/h
18	Race Performance, ADAC Formel 4 powered by Abarth Maggi Giorgio , CHE	200,56 km/h
20	Nikolaj Rogivue, ADAC Formel 4 powered by Abarth Rogivue Nikolaj , CHE	200,37 km/h
27	HTP Juniorteam, ADAC Formel 4 powered by Abarth Dienst Marvin , DEU	200,30 km/h
25	Van Amersfoort Racing, ADAC Formel 4 powered by Abarth Schumacher Mick , DEU	200,30 km/h
35	HTP Juniorteam, ADAC Formel 4 powered by Abarth Schreiner Carrie , DEU	200,22 km/h
7	Motopark, ADAC Formel 4 powered by Abarth Eriksson Joel , SWE	200,19 km/h
31	Mücke-Motorsport, ADAC Formel 4 powered by Abarth Shlom Yan Leon , RUS	199,89 km/h
8	Motopark, ADAC Formel 4 powered by Abarth Fittje Jannes , DEU	199,82 km/h
36	Van Amersfoort Racing, ADAC Formel 4 powered by Abarth Mawson Joey , AUS	199,48 km/h
15	Jenzer Motorsport, ADAC Formel 4 powered by Abarth Kolkmann David , DEU	199,37 km/h
4	Mücke-Motorsport, ADAC Formel 4 powered by Abarth Shwartzman Robert , RUS	199,26 km/h
5	Mücke-Motorsport, ADAC Formel 4 powered by Abarth Beckmann David , DEU	199,19 km/h
3	Mücke-Motorsport, ADAC Formel 4 powered by Abarth Mazatis Benjamin , DEU	199,01 km/h
16	Jenzer Motorsport, ADAC Formel 4 powered by Abarth Böckmann Marek , DEU	198,97 km/h
55	Race Performance, ADAC Formel 4 powered by Abarth Niederhauser Marilyn , CHE	198,53 km/h
38	Liqui Moly Team Engstler, ADAC Formel 4 powered by Abarth Engstler Luca , DEU	198,42 km/h



ADAC Formel 4

Vmax list Race 1

Provisional

DMSB Reg. Nr.: 222/2015

Saturday 29.8.2015 12:00



Sachsenring, Length: 3645 m
Air temperature: 23.5°C
Track temperature: 39.9°C
Weather condition: Dry

Nr	Team, Car, Driver, Nat	Top speed
2	Neuhauser Racing Team, ADAC Formel 4 powered by Abarth Zimmermann Tim , DEU	198,20 km/h
1	Neuhauser Racing Team, ADAC Formel 4 powered by Abarth Schramm Kim Luis , DEU	198,20 km/h
13	Team piro sports, ADAC Formel 4 powered by Abarth Piro Cedric , DEU	198,13 km/h
21	Liqui Moly Team Engstler, ADAC Formel 4 powered by Abarth Halder Michelle , DEU	198,06 km/h
30	Team Timo Scheider, ADAC Formel 4 powered by Abarth Kremer Jason , DEU	197,77 km/h
26	Van Amersfoort Racing, ADAC Formel 4 powered by Abarth Newey Harrison , GBR	197,58 km/h
14	Jenzer Motorsport, ADAC Formel 4 powered by Abarth Müller-Crepon Moritz , DEU	197,26 km/h
33	RS Competition, ADAC Formel 4 powered by Abarth Jonck Jan , DNK	196,01 km/h
41	Jenzer Motorsport, ADAC Formel 4 powered by Abarth Rindlisbacher Nico , CHE	180,39 km/h