



# ADAC GT Masters

## Result List Qualifying 1



Provisional

**DMSB** Reg. Nr.: 223/2015

Saturday 29.8.2015 08:00

Sachsenring, Length: 3645 m

Air temperature: 16.2°C

Track temperature: 17.2°C

Weather condition: Wet

started : 19      classified : 19      not classified : 0

	Drivers	Team	Car	Lap	Best Time	Gap	Diff	Kph	Day Time
1	19 C.Hürtgen/U.Alzen	BMW Sports Trophy Team Schubert	BMW Z4 GT3	12	<b>1:20.714</b>			162,6	8:22:38
2	16 P.Geipel/R.Frey	YACO Racing	Audi R8 LMS ultra	9	<b>1:20.895</b>	0.181	0.181	162,2	8:23:37
3	80 D.Baumann/J.Klingmann	BMW Sports Trophy Team Schubert	BMW Z4 GT3	12	<b>1:20.904</b>	0.190	0.009	162,2	8:22:36
4	8 C.Schmid/F.Hamprecht	Bentley Team HTP	Bentley Continental GT3	10	<b>1:20.993</b>	0.279	0.089	162,0	8:22:57
5	24 F.Stoll/M.Basseng	kfzteile24 MS RACING	Audi R8 LMS ultra	11	<b>1:21.132</b>	0.418	0.139	161,7	8:26:10
6	1 S.Wackerbauer/K.van der Linde	C. Abt Racing	Audi R8 LMS ultra	14	<b>1:21.185</b>	0.471	0.053	161,6	8:24:17
7	100 D.Dobitsch/E.Sandström	kfzteile24 MS RACING	Audi R8 LMS ultra	13	<b>1:21.251</b>	0.537	0.066	161,5	8:24:54
8	7 L.Stolz/M.Buhk	Bentley Team HTP	Bentley Continental GT3	15	<b>1:21.278</b>	0.564	0.027	161,4	8:25:59
9	42 H.Proczyk/A.Simonsen	HP Racing	Mercedes-Benz SLS AMG GT3	12	<b>1:21.515</b>	0.801	0.237	161,0	8:20:23
10	21 S.Asch/L.Ludwig	Team Zakspeed	Mercedes-Benz SLS AMG GT3	9	<b>1:21.530</b>	0.816	0.015	160,9	8:19:50
11	69 D.Alessi/P.Assenheimer	Callaway Competition	Corvette Z06.R GT3	14	<b>1:21.707</b>	0.993	0.177	160,6	8:23:05
12	23 M.Gassner(*G*)/F.Strauss	MRS GT Racing	Nissan GT-R Nismo GT3	15	<b>1:21.710</b>	0.996	0.003	160,6	8:24:23
13	2 J.Pepper/N.Thiim	C. Abt Racing	Audi R8 LMS ultra	12	<b>1:21.802</b>	1.088	0.092	160,4	8:21:54
14	36 M.Ragginger/K.Bachler	Schütz Motorsport	Porsche 911 GT3 R	11	<b>1:22.012</b>	1.298	0.210	160,0	8:23:55
15	66 A.Wirth/D.Keilwitz	Callaway Competition	Corvette Z06.R GT3	14	<b>1:22.365</b>	1.651	0.353	159,3	8:25:10
16	22 F.Scholze(*G*)/D.Jöst(*G*)	MRS GT Racing	Nissan GT-R Nismo GT3	12	<b>1:22.417</b>	1.703	0.052	159,2	8:23:23
17	25 A.von Thurn und Taxis/T.Enge	Reiter Engineering	Lamborghini Gallardo R-EX	12	<b>1:22.665</b>	1.951	0.248	158,7	8:23:48
18	3 A.Weishaupt(*G*)/C.Jöns	C. Abt Racing	Audi R8 LMS ultra	15	<b>1:23.010</b>	2.296	0.345	158,1	8:24:52
19	12 L.Marionek/M.Palttala	Senkyr Motorsport	BMW Z4 GT3	9	<b>1:23.018</b>	2.304	0.008	158,1	8:22:28

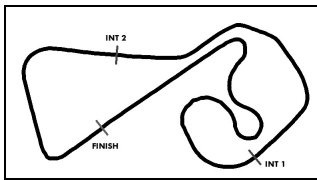
(\*G\*) marks the gentlemen driver

**Subject to final scrutineering!**

Publications Time:

Clerk of the course:

Time Keeping:



# ADAC GT Masters

## Lap analysis Qualifying 1

Provisional



Sachsenring, Length: 3645 m

Air temperature: 16.2°C

Track temperature: 17.3°C

Weather condition: Wet

**DMSB** Reg. Nr.: 223/2015

Saturday 29.8.2015 08:00

Lap	Time	SE1	SP1	SE2	SP2	SE3	SP3	TSP	Lap	Time	SE1	SP1	SE2	SP2	SE3	SP3	TSP
<b>1 Stefan Wackerbauer, DEU/ Kelvin van der Linde, ZAF</b>									<b>theoretical besttime: 1:21.102</b>								
1	2:00.731	1:12.516		23.480		24.735	160		9	1:23.089	42.872		18.341		21.876	168	218
2	1:30.727	46.895		20.554		23.278	163	212	10	1:26.668	42.703		19.636		24.329	168	<b>218</b>
3	1:29.930	46.306		20.476		23.148	162	214	11	1:22.489	42.467		18.283		21.739	164	217
4	1:29.775	46.245		20.297		23.233	162	213	12	1:21.525	42.136		17.963		21.426	<b>168</b>	216
5	1:35.610	47.489		21.015		27.106		214	13	1:23.237	43.106		18.586		21.545	168	217
6	4:58.562	4:10.709		23.343		24.510	162		<b>14</b>	<b>1:21.185</b>	42.103		<b>17.866</b>		<b>21.216</b>	168	217
7	1:29.010	46.073		19.488		23.449	168	215	15	1:21.234	<b>42.020</b>		17.967		21.247	168	217
8	1:24.802	44.006		18.696		22.100	168	218									

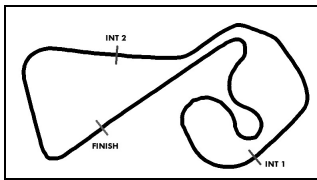
<b>2 Jordan Lee Pepper, ZAF/ Nicki Thiim, DNK</b>									<b>theoretical besttime: 1:21.729</b>								
1	2:03.251	1:14.026		22.923		26.302	163		9	1:26.164	43.043		18.274		24.847		214
2	1:30.269	46.219		20.404		23.646	156	212	10	2:33.528	1:53.605		18.210		21.713	168	
3	1:30.690	46.865		20.236		23.589	163	213	11	1:22.328	42.869		18.000		<b>21.459</b>	166	218
4	1:29.567	45.943		20.076		23.548	156	213	<b>12</b>	<b>1:21.802</b>	42.340		<b>17.944</b>		21.518	<b>169</b>	216
5	2:03.795	46.739		20.264		56.792		212	13	1:21.883	<b>42.326</b>		18.060		21.497	166	218
6	3:41.755	2:55.086		22.263		24.406	164		14	1:22.285	42.471		17.954		21.860	167	216
7	1:27.040	45.254		19.105		22.681	166	216	15	1:29.062	42.477		18.156		28.429	145	<b>218</b>
8	1:24.659	43.704		18.656		22.299	155	216									

<b>3 Andreas Weishaupt, DEU/ Christer Jöns, DEU</b>									<b>theoretical besttime: 1:22.767</b>								
1	2:37.015	1:48.306		23.246		25.463	157		9	1:27.531	44.687		19.220		23.624	167	217
2	1:35.473	48.413		22.068		24.992	158	208	10	1:24.813	43.598		18.855		22.360	167	217
3	1:34.580	47.456		21.489		25.635	159	213	11	1:23.607	43.046		18.440		22.121	167	217
4	1:33.888	47.896		21.159		24.833	160	211	12	1:23.602	42.791		18.816		21.995	169	219
5	1:32.222	47.283		21.059		23.880	161	214	13	1:24.194	43.051		18.861		22.282		<b>219</b>
6	1:36.363	47.118		20.932		28.313		213	14	1:24.405	44.225		<b>18.366</b>		21.814	<b>170</b>	218
7	3:02.754	2:14.947		22.508		25.299	161		<b>15</b>	<b>1:23.010</b>	<b>42.784</b>		18.609		<b>21.617</b>	170	219
8	1:29.550	46.135		20.274		23.141	165	214	16	1:23.283	43.099		18.521		21.663	169	217

<b>7 Luca Stolz, DEU/ Maximilian Buhk, DEU</b>									<b>theoretical besttime: 1:20.950</b>								
1	2:13.175	1:21.387		25.507		26.281	160		9	1:22.764	42.978		18.126		21.660	168	222
2	1:37.045	49.907		21.547		25.591	162	215	10	1:21.545	42.507		17.794		<b>21.244</b>	170	222
3	1:30.651	46.151		20.740		23.760	162	216	11	1:23.210	42.356		18.051		22.803	<b>172</b>	223
4	1:29.836	46.237		19.896		23.703	164	217	12	1:21.407	42.338		<b>17.670</b>		21.399	170	<b>224</b>
5	1:31.792	46.118		19.747		25.927	148	217	13	1:23.723	42.175		17.730		23.818	170	224
6	1:35.274	46.751		19.713		28.810		211	14	1:26.030	42.132		18.646		25.252	170	223
7	4:56.181	4:10.352		21.716		24.113	165		<b>15</b>	<b>1:21.278</b>	<b>42.036</b>		17.813		21.429	170	224
8	1:25.777	44.755		18.596		22.426	167	217									

<b>8 Clemens Schmid, AUT/ Fabian Hamprecht, DEU</b>									<b>theoretical besttime: 1:20.966</b>								
1	2:05.862	1:15.121		23.229		27.512	161		8	1:21.639	42.153		18.031		21.455	167	221
2	1:30.026	46.378		20.168		23.480	160	213	9	1:22.821	42.401		17.869		22.551	<b>171</b>	221
3	1:29.456	45.843		20.279		23.334	160	215	<b>10</b>	<b>1:20.993</b>	41.926		<b>17.750</b>		<b>21.317</b>	167	<b>222</b>
4	1:33.872	46.071		20.070		27.731		214	11	1:24.947	43.783		19.726		21.438	170	220
5	9:23.527	8:41.317		19.837		22.373	163		12	1:22.334	<b>41.899</b>		18.228		22.207	167	222
6	1:23.554	43.693		18.278		21.583	166	218									
7	1:25.394	42.766		17.991		24.637	170	220									

<b>12 Lennart Marioneck, DEU/ Markus Palttala, FIN</b>									<b>theoretical besttime: 1:23.018</b>								
1	6:22.771	5:11.647		40.839		30.285	152		6	1:24.426	43.951		18.355		22.120	166	217
2	1:48.301	59.473		22.984		25.844	154	184	7	1:36.836	46.944		21.355		28.537		218
3	1:32.072	48.164		20.565		23.343	162	211	8	5:27.599	4:47.218		18.457		21.924	<b>166</b>	
4	1:27.733	45.719		19.284		22.730	164	215	<b>9</b>	<b>1:23.018</b>	<b>42.966</b>		<b>18.247</b>		<b>21.805</b>	166	218
5	1:26.145	44.789		18.815		22.541	164	216									



# ADAC GT Masters

## Lap analysis Qualifying 1



Provisional

Sachsenring, Length: 3645 m

Air temperature: 16.2°C

Track temperature: 17.3°C

Weather condition: Wet

**DMSB** Reg. Nr.: 223/2015

Saturday 29.8.2015 08:00

Lap	Time	SE1	SP1	SE2	SP2	SE3	SP3	TSP	Lap	Time	SE1	SP1	SE2	SP2	SE3	SP3	TSP
<b>16</b>	Philip Geipel, DEU/ Rahel Frey, CHE								<b>theoretical besttime: 1:20.895</b>								
1	9:27.844	8:24.882		33.829		29.133	138		7	1:27.436	42.230		18.105		27.101	219	
2	1:40.389	52.519		24.421		23.449	167	144	8	4:06.190	3:26.526		18.402		21.262	168	
3	1:26.122	44.485		19.355		22.282	166	217	<b>9</b>	<b>1:20.895</b>	<b>41.688</b>		<b>17.985</b>		<b>21.222</b>	<b>171</b>	218
4	1:23.898	43.459		18.637		21.802	170	217	10	1:21.337	41.818		18.055		21.464	170	217
5	1:22.897	42.860		18.357		21.680	167	<b>220</b>	11	1:32.622	42.867		21.174		28.581		219
6	1:22.230	42.376		18.187		21.667	168	218									

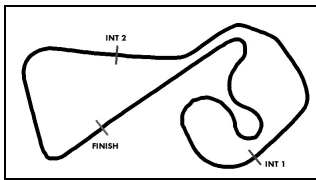
<b>19</b>	Claudia Hürtgen, DEU/ Uwe Alzen, DEU								<b>theoretical besttime: 1:20.709</b>								
1	2:18.465	1:18.191		28.561		31.713	130		8	4:14.740	3:34.199		18.778		21.763	168	
2	1:46.445	56.656		24.450		25.339	157	164	9	1:22.006	42.795		17.992		21.219	169	221
3	1:35.420	49.588		21.733		24.099	162	214	10	1:21.518	42.387		17.944		21.187	168	221
4	1:32.645	47.513		21.774		23.358	164	215	11	1:20.930	42.003		17.774		<b>21.153</b>	168	221
5	1:32.425	46.375		20.398		25.652		217	<b>12</b>	<b>1:20.714</b>	<b>41.878</b>		<b>17.678</b>		21.158	<b>169</b>	221
6	2:42.547	1:59.248		20.043		23.256	161		13	1:25.319	43.164		20.038		22.117	168	221
7	1:30.822	45.407		19.593		25.822		214	14	1:31.260	42.311		18.114		30.835		<b>223</b>

<b>21</b>	Sebastian Asch, DEU/ Luca Ludwig, DEU								<b>theoretical besttime: 1:21.410</b>								
1	3:06.882	2:21.615		21.727		23.540	163		8	1:22.540	42.757		18.365		21.418	171	224
2	1:29.646	45.975		20.154		23.517	162	218	<b>9</b>	<b>1:21.530</b>	42.230		<b>18.019</b>		<b>21.281</b>	<b>171</b>	224
3	1:32.626	46.168		22.898		23.560	162	218	10	1:21.731	42.244		18.093		21.394	171	224
4	1:34.494	46.764		20.548		27.182		218	11	1:23.254	<b>42.110</b>		18.703		22.441	170	224
5	6:32.619	5:46.991		22.015		23.613	167		12	1:21.926	42.126		18.266		21.534	171	224
6	1:26.882	45.430		19.361		22.091	169	221	13	1:29.446	42.184		20.472		26.790		<b>225</b>
7	1:23.765	43.498		18.635		21.632	170	223									

<b>22</b>	Florian Scholze, DEU/ Dominic Jöst, DEU								<b>theoretical besttime: 1:22.411</b>								
1	7:24.162	6:23.460		29.226		31.476	149		8	1:24.217	43.530		18.757		21.930	<b>169</b>	224
2	1:44.102	57.198		22.820		24.084	165	177	9	1:23.477	43.487		18.371		21.619	169	224
3	1:32.113	48.341		20.886		22.886	165	221	10	1:22.538	42.775		18.193		<b>21.570</b>	167	224
4	1:29.466	46.588		19.982		22.896	162	222	11	1:22.908	43.069		18.209		21.630		<b>224</b>
5	1:27.620	45.701		19.409		22.510	166	221	<b>12</b>	<b>1:22.417</b>	<b>42.709</b>		<b>18.132</b>		21.576	<b>169</b>	
6	1:25.941	44.798		18.961		22.182	168	222	13	1:22.736	42.783		18.173		21.780	167	223
7	1:24.799	44.023		18.875		21.901	168	224	14	2:00.438	1:13.577		19.744		27.117		223

<b>23</b>	Marc Gassner, DEU/ Florian Strauss, DEU								<b>theoretical besttime: 1:21.608</b>								
1	1:53.817	1:04.978		22.703		26.136	158		9	1:23.348	43.403		18.444		21.501	171	225
2	1:31.331	46.896		20.573		23.862	161	216	10	1:26.120	44.366		18.461		23.293	171	<b>226</b>
3	1:37.692	48.025		21.535		28.132		219	11	1:22.834	42.899		18.131		21.804	170	225
4	3:49.131	3:01.261		22.825		25.045	161		12	1:22.665	42.944		18.334		21.387	171	224
5	1:30.904	47.557		20.212		23.135	167	219	13	1:21.852	42.511		<b>18.114</b>		21.227	171	226
6	1:27.465	45.589		19.340		22.536	163	222	14	1:24.211	42.849		18.844		22.518	<b>172</b>	225
7	1:25.897	44.517		19.010		22.370	168	222	<b>15</b>	<b>1:21.710</b>	<b>42.286</b>		18.216		<b>21.208</b>	172	226
8	1:24.636	44.271		18.628		21.737	169	225	16	1:30.835	42.577		20.287		27.971		226

<b>24</b>	Florian Stoll, DEU/ Marc Basseng, DEU								<b>theoretical besttime: 1:21.075</b>								
1	4:49.505	3:58.754		24.998		25.753	160		7	1:21.824	42.547		18.143		<b>21.134</b>	172	218
2	1:36.360	50.455		21.911		23.994	165	211	8	1:22.161	42.376		18.363		21.422		220
3	1:30.202	46.861		20.457		22.884	169	217	9	1:21.247	<b>42.044</b>		17.959		21.244	<b>172</b>	218
4	1:27.394	45.170		19.755		22.469	169	218	10	1:21.905	42.359		18.220		21.326	169	219
5	1:31.504	44.315		19.031		28.158		217	<b>11</b>	<b>1:21.132</b>	42.047		<b>17.897</b>		21.188	169	<b>220</b>
6	8:27.557	7:47.213		18.675		21.669	167										



# ADAC GT Masters

## Lap analysis Qualifying 1

Provisional



Sachsenring, Length: 3645 m

Air temperature: 16.2°C

Track temperature: 17.3°C

Weather condition: Wet

**DMSB** Reg. Nr.: 223/2015

Saturday 29.8.2015 08:00

Lap	Time	SE1	SP1	SE2	SP2	SE3	SP3	TSP	Lap	Time	SE1	SP1	SE2	SP2	SE3	SP3	TSP
<b>25</b> Albert von Thurn und Taxis, DEU/ Tomas Enge, CZE									<b>theoretical besttime: 1:22.665</b>								
1	1:51.913	1:03.136		23.288		25.489	167		8	1:29.214	43.539		19.788		25.887	170	225
2	1:30.752	46.391		20.757		23.604	165	220	9	1:28.534	43.314		19.556		25.664		225
3	1:37.735	46.858		22.276		28.601		220	10	2:14.452	1:30.875		19.148		24.429	172	
4	6:29.763	5:39.256		22.386		28.121	166		11	1:23.428	43.231		18.535		21.662	173	226
5	1:29.879	46.019		19.884		23.976	169	222	<b>12</b>	<b>1:22.665</b>	<b>42.656</b>		<b>18.451</b>		<b>21.558</b>	<b>173</b>	226
6	1:25.900	44.286		19.278		22.336	171	224	13	1:33.289	43.990		19.990		29.309		<b>227</b>
7	1:24.693	43.671		18.837		22.185	170	225									

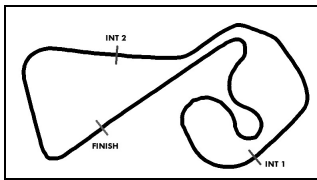
<b>36</b> Martin Ragginger, AUT/ Klaus Bachler, AUT									<b>theoretical besttime: 1:21.947</b>								
1	1:43.267	58.464		21.267		23.536	164		7	1:22.925	42.917		18.524		21.484	170	223
2	1:30.653	46.678		20.116		23.859	158	217	8	1:22.426	42.531		18.184		21.711	<b>171</b>	223
3	1:36.697	47.134		20.909		28.654		217	9	1:22.937	42.457		18.581		21.899	167	<b>224</b>
4	9:14.116	8:28.138		22.747		23.231	167		10	1:29.644	49.327		18.894		<b>21.423</b>	170	222
5	1:27.169	45.757		19.369		22.043	170	220	<b>11</b>	<b>1:22.012</b>	<b>42.454</b>		<b>18.070</b>		21.488	168	223
6	1:23.588	43.312		18.702		21.574	171	223	12	1:35.393	42.633		23.795		28.965		222

<b>42</b> Hari Proczyk, AUT/ Andreas Simonsen, SWE									<b>theoretical besttime: 1:21.500</b>								
1	1:48.300	1:00.164		23.195		24.941	162		9	1:22.488	42.805		18.213		21.470	170	224
2	1:32.010	47.308		20.896		23.806	163	218	10	1:22.294	42.512		18.039		21.743	168	224
3	1:30.712	46.630		20.118		23.964	160	218	11	1:28.178	45.811		20.260		22.107	171	225
4	1:36.542	47.785		21.120		27.637		217	<b>12</b>	<b>1:21.515</b>	42.237		<b>17.892</b>		<b>21.386</b>	170	225
5	3:54.432	3:04.555		23.962		25.915	143		13	1:22.729	42.235		17.956		22.538	170	226
6	1:35.841	51.066		21.184		23.591	164	168	14	1:22.425	42.686		18.234		21.505	<b>172</b>	225
7	1:27.409	45.883		19.345		22.181	168	221	15	1:25.679	<b>42.222</b>		20.886		22.571	170	<b>226</b>
8	1:24.276	43.611		19.125		21.540	168	222	16	1:28.173	42.447		18.235		27.491		225

<b>66</b> Andreas Wirth, DEU/ Daniel Keilwitz, DEU									<b>theoretical besttime: 1:22.387</b>								
1	2:52.030	2:05.867		21.580		24.583	166		9	1:23.644	43.384		<b>18.110</b>		22.150	170	<b>228</b>
2	1:31.218	46.971		20.327		23.920	166	220	10	1:23.194	43.137		18.279		21.778	175	225
3	1:30.514	46.810		20.204		23.500	167	223	11	1:22.542	42.530		18.235		21.777	175	226
4	1:31.000	46.569		20.447		23.984	165	223	12	1:23.113	42.518		18.496		22.099	<b>176</b>	226
5	1:39.137	48.959		21.400		28.778		223	13	1:24.581	44.176		18.444		21.961	174	222
6	4:52.461	4:06.428		21.619		24.414	167		<b>14</b>	<b>1:22.365</b>	<b>42.507</b>		-			173	226
7	1:30.093	48.277		19.388		22.428	171	222	15	1:38.360	50.608		19.896		27.856		227
8	1:24.542	44.232		18.540		<b>21.770</b>	174	227									

<b>69</b> Diego Alessi, ITA/ Patrick Assenheimer, DEU									<b>theoretical besttime: 1:21.686</b>								
1	2:15.667	1:26.775		23.184		25.708	160		9	1:24.745	43.980		18.685		22.080	170	225
2	1:33.543	48.013		21.266		24.264	164	219	10	1:22.984	43.046		18.322		21.616	170	226
3	1:30.945	46.518		20.887		23.540	161	220	11	1:25.408	42.788		18.357		24.263	<b>172</b>	<b>228</b>
4	1:29.917	46.445		19.944		23.528	162	220	12	1:22.218	42.586		18.057		21.575	170	227
5	1:38.804	48.978		21.042		28.784		221	13	1:22.177	42.570		18.081		<b>21.526</b>	171	227
6	3:13.566	2:25.412		23.076		25.078	162		<b>14</b>	<b>1:21.707</b>	<b>42.188</b>		<b>17.972</b>		21.547	171	227
7	1:32.795	48.798		20.798		23.199	168	222	15	1:28.222	42.608		22.160		23.454	171	226
8	1:30.747	46.357		19.656		24.734	170	225	16	1:33.225	42.272		18.353		32.600		227

<b>80</b> Dominik Baumann, AUT/ Jens Klingmann, DEU									<b>theoretical besttime: 1:20.764</b>								
1	2:23.185	1:28.415		27.160		27.610	158		8	4:15.471	3:34.970		18.857		21.644	169	
2	1:39.015	52.034		22.856		24.125	161	214	9	1:22.133	42.572		18.230		21.331	170	219
3	1:32.587	47.986		21.139		23.462	165	215	10	1:21.120	42.056		<b>17.858</b>		<b>21.206</b>	169	221
4	1:30.075	46.646		20.582		22.847	166	216	11	1:21.136	41.959		17.916		21.261	169	221
5	1:33.468	45.398		19.980		28.090		218	<b>12</b>	<b>1:20.904</b>	<b>41.700</b>		17.884		21.320	<b>171</b>	221
6	2:43.350	1:59.166		20.523		23.661	162		13	1:28.930	47.274		19.914		21.742	169	<b>222</b>
7	1:34.247	47.029		19.944		27.274		214	14	1:27.147	42.088		18.061		26.998		221



# ADAC GT Masters

## Lap analysis Qualifying 1

Provisional



Sachsenring, Length: 3645 m

Air temperature: 16.2°C

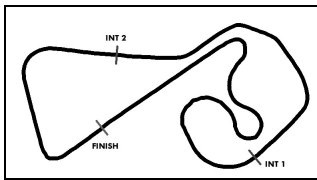
Track temperature: 17.3°C

Weather condition: Wet

**DMSB** Reg. Nr.: 223/2015

Saturday 29.8.2015 08:00

Lap	Time	SE1	SP1	SE2	SP2	SE3	SP3	TSP	Lap	Time	SE1	SP1	SE2	SP2	SE3	SP3	TSP
<b>100 Daniel Dobitsch, AUT/ Edward Sandström, SWE</b>									<b>theoretical besttime: 1:20.923</b>								
1	1:56.754	1:07.489		23.172		26.093	152		8	1:22.721	42.890		<b>17.948</b>		21.883	162	218
2	1:36.045	49.445		21.578		25.022	159	202	9	1:27.476	43.573		18.280		25.623		216
3	1:39.567	48.187		20.854		30.526		212	10	3:35.390	2:54.741		18.644		22.005	170	
4	4:47.780	3:58.519		23.875		25.386	162		11	1:23.467	42.062		19.587		21.818		219
5	1:31.336	47.739		20.420		23.177	166	215	12	1:22.729	<b>41.838</b>		19.233		21.658	169	219
6	1:27.036	44.952		19.807		22.277	166	217	<b>13</b>	<b>1:21.251</b>	42.049		18.065		<b>21.137</b>	<b>170</b>	220
7	1:23.050	43.473		17.987		21.590	168	217	14	1:22.221	42.153		18.148		21.920	166	<b>221</b>



# ADAC GT Masters

## Vmax list Qualifying 1

Provisional



Sachsenring, Length: 3645 m

Air temperature: 16.2°C

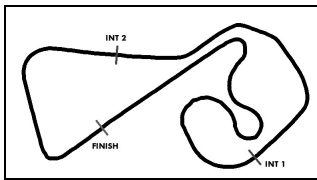
Track temperature: 17.4°C

Weather condition: Wet

**DMSB** Reg. Nr.: 223/2015

Saturday 29.8.2015 08:00

Nr	Team, Car, Driver, Nat	Top speed
66	<b>Callaway Competition, Corvette Z06.R GT3</b> Wirth Andreas , DEU Keilwitz Daniel , DEU	228,23 km/h
69	<b>Callaway Competition, Corvette Z06.R GT3</b> Alessi Diego , ITA Assenheimer Patrick , DEU	227,80 km/h
25	<b>Reiter Engineering, Lamborghini Gallardo R-EX</b> von Thurn und Taxis Albert , DEU Enge Tomas , CZE	227,08 km/h
23	<b>MRS GT Racing, Nissan GT-R Nismo GT3</b> Gassner Marc , DEU Strauss Florian , DEU	225,94 km/h
42	<b>HP Racing, Mercedes-Benz SLS AMG GT3</b> Proczyk Hari , AUT Simonsen Andreas , SWE	225,89 km/h
21	<b>Team Zakspeed, Mercedes-Benz SLS AMG GT3</b> Asch Sebastian , DEU Ludwig Luca , DEU	224,81 km/h
7	<b>Bentley Team HTP, Bentley Continental GT3</b> Stolz Luca , DEU Buhk Maximilian , DEU	224,39 km/h
22	<b>MRS GT Racing, Nissan GT-R Nismo GT3</b> Scholze Florian , DEU Jöst Dominic , DEU	224,02 km/h
36	<b>Schütz Motorsport, Porsche 911 GT3 R</b> Ragginger Martin , AUT Bachler Klaus , AUT	223,74 km/h
19	<b>BMW Sports Trophy Team Schubert, BMW Z4 GT3</b> Hürtgen Claudia , DEU Alzen Uwe , DEU	222,54 km/h
80	<b>BMW Sports Trophy Team Schubert, BMW Z4 GT3</b> Baumann Dominik , AUT Klingmann Jens , DEU	221,99 km/h
8	<b>Bentley Team HTP, Bentley Continental GT3</b> Schmid Clemens , AUT Hamprecht Fabian , DEU	221,90 km/h
100	<b>kfzteile24 MS RACING, Audi R8 LMS ultra</b> Dobitsch Daniel , AUT Sandström Edward , SWE	220,99 km/h
24	<b>kfzteile24 MS RACING, Audi R8 LMS ultra</b> Stoll Florian , DEU Basseng Marc , DEU	220,27 km/h



# ADAC GT Masters

## Vmax list Qualifying 1

Provisional



Sachsenring, Length: 3645 m

Air temperature: 16.2°C

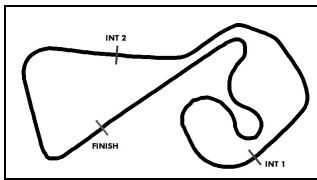
Track temperature: 17.4°C

Weather condition: Wet

**DMSB** Reg. Nr.: 223/2015

Saturday 29.8.2015 08:00

Nr	Team, Car, Driver, Nat	Top speed
16	<b>YACO Racing, Audi R8 LMS ultra</b> Geipel Philip , DEU Frey Rahel , CHE	219,91 km/h
3	<b>C. Abt Racing, Audi R8 LMS ultra</b> Weishaupt Andreas , DEU Jöns Christer , DEU	219,16 km/h
1	<b>C. Abt Racing, Audi R8 LMS ultra</b> Wackerbauer Stefan , DEU van der Linde Kelvin , ZAF	218,36 km/h
12	<b>Senkyr Motorsport, BMW Z4 GT3</b> Marioneck Lennart , DEU Palttala Markus , FIN	218,09 km/h
2	<b>C. Abt Racing, Audi R8 LMS ultra</b> Pepper Jordan Lee , ZAF Thiim Nicki , DNK	217,96 km/h



# ADAC GT Masters

## Start Grid Race 1

Provisional



Sachsenring, Length: 3645 m

Air temperature: 19.4°C

Track temperature: 25.5°C

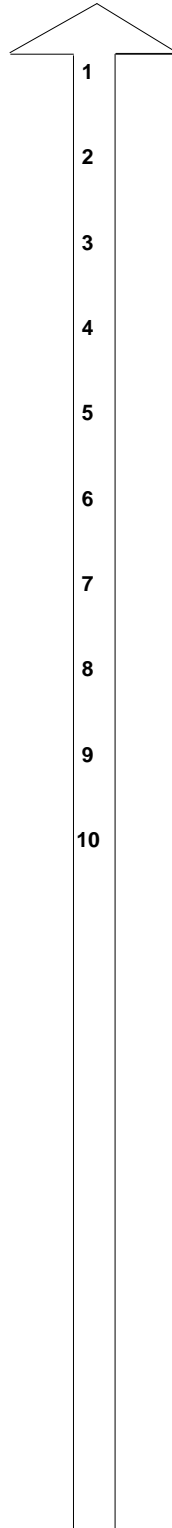
Weather condition: Dry

**DMSB** Reg. Nr.: 223/2015

Saturday 29.8.2015 13:15

### POLE POSITION

<b>16 YACO Racing</b> Philip Geipel*/ Rahel Frey	1:20.895
<b>8 Bentley Team HTP</b> Clemens Schmid*/ Fabian Hamprecht	1:20.993
<b>1 C. Abt Racing</b> Stefan Wackerbauer*/ Kelvin van der Linde	1:21.185
<b>7 Bentley Team HTP</b> Luca Stolz*/ Maximilian Buhk	1:21.278
<b>21 Team Zakspeed</b> Sebastian Asch*/ Luca Ludwig	1:21.530
<b>23 MRS GT Racing</b> Marc Gassner*/ Florian Strauss	1:21.710
<b>36 Schütz Motorsport</b> Martin Ragginger*/ Klaus Bachler	1:22.012
<b>22 MRS GT Racing</b> Florian Scholze*/ Dominic Jöst	1:22.417
<b>3 C. Abt Racing</b> Andreas Weishaupt*/ Christer Jöns	1:23.010



<b>19 BMW Sports Trophy Team Schubert</b> Claudia Hürtgen*/ Uwe Alzen	1:20.714
<b>80 BMW Sports Trophy Team Schubert</b> Dominik Baumann*/ Jens Klingmann	1:20.904
<b>24 kfzteile24 MS RACING</b> Florian Stoll*/ Marc Basseng	1:21.132
<b>100 kfzteile24 MS RACING</b> Daniel Dobitsch*/ Edward Sandström	1:21.251
<b>42 HP Racing</b> Hari Proczyk*/ Andreas Simonsen	1:21.515
<b>69 Callaway Competition</b> Diego Alessi*/ Patrick Assenheimer	1:21.707
<b>2 C. Abt Racing</b> Jordan Lee Pepper*/ Nicki Thiim	1:21.802
<b>66 Callaway Competition</b> Andreas Wirth*/ Daniel Keilwitz	1:22.365
<b>25 Reiter Engineering</b> Albert von Thurn und Taxis*/ Tomas Enge	1:22.665
<b>12 Senkyr Motorsport</b> Lennart Marioneck*/ Markus Palttala	1:23.018

\* Marks the starting driver

Publications Time:

Clerk of the course:

Time Keeping: