



ADAC GT Masters

Results Free Practice 2

Provisional



Sachsenring, Length: 3645 m

Air temperature: 16.9°C

Track temperature: 18.2°C

Weather condition: Wet

DMSB Reg. Nr.: 223/2015

Friday 28.8.2015 17:05

started : 19 classified : 19 not classified : 0

	Drivers	Team	Car	Lap	Best Time	Gap	Diff	Kph	Day Time
1	3 A.Weishaupt(*G*)/C.Jöns	C. Abt Racing	Audi R8 LMS ultra	4	1:33.533			140,3	17:30:19
2	1 S.Wackerbauer/K.van der Linde	C. Abt Racing	Audi R8 LMS ultra	7	1:33.534	0.001	0.001	140,3	17:28:16
3	36 M.Ragginger/K.Bachler	Schütz Motorsport	Porsche 911 GT3 R	11	1:33.573	0.040	0.039	140,2	17:34:31
4	2 J.Pepper/N.Thiim	C. Abt Racing	Audi R8 LMS ultra	13	1:33.889	0.356	0.316	139,8	17:37:33
5	21 S.Asch/L.Ludwig	Team Zakspeed	Mercedes-Benz SLS AMG GT3	26	1:33.952	0.419	0.063	139,7	18:11:11
6	80 D.Baumann/J.Klingmann	BMW Sports Trophy Team Schubert	BMW Z4 GT3	9	1:34.065	0.532	0.113	139,5	17:34:22
7	8 C.Schmid/F.Hamprecht	Bentley Team HTP	Bentley Continental GT3	5	1:34.151	0.618	0.086	139,4	17:27:48
8	100 D.Dobitsch/E.Sandström	kfzteile24 MS RACING	Audi R8 LMS ultra	13	1:34.152	0.619	0.001	139,4	17:39:18
9	24 F.Stoll/M.Basseng	kfzteile24 MS RACING	Audi R8 LMS ultra	28	1:34.191	0.658	0.039	139,3	18:15:06
10	66 A.Wirth/D.Keilwitz	Callaway Competition	Corvette Z06.R GT3	28	1:34.382	0.849	0.191	139,0	18:16:18
11	16 P.Geipel/R.Frey	YACO Racing	Audi R8 LMS ultra	11	1:34.410	0.877	0.028	139,0	17:33:12
12	25 A.von Thurn und Taxis/T.Enge	Reiter Engineering	Lamborghini Gallardo R-EX	11	1:34.560	1.027	0.150	138,8	17:35:01
13	19 C.Hürtgen/U.Alzen	BMW Sports Trophy Team Schubert	BMW Z4 GT3	28	1:34.632	1.099	0.072	138,7	18:10:21
14	12 L.Marionek/M.Paltala	Senkyr Motorsport	BMW Z4 GT3	30	1:34.679	1.146	0.047	138,6	18:16:30
15	42 H.Proczyk/A.Simonsen	HP Racing	Mercedes-Benz SLS AMG GT3	6	1:34.701	1.168	0.022	138,6	17:24:43
16	23 M.Gassner(*G*)/F.Strauss	MRS GT Racing	Nissan GT-R Nismo GT3	9	1:34.842	1.309	0.141	138,4	17:30:52
17	69 D.Alessi/P.Assenheimer	Callaway Competition	Corvette Z06.R GT3	26	1:35.430	1.897	0.588	137,5	18:14:40
18	7 L.Stolz/M.Buhk	Bentley Team HTP	Bentley Continental GT3	8	1:35.606	2.073	0.176	137,3	17:28:33
19	22 F.Scholze(*G*)/D.Jöst(*G*)	MRS GT Racing	Nissan GT-R Nismo GT3	8	1:36.500	2.967	0.894	136,0	17:29:32

(*G*) marks the gentlemen driver

Subject to final scrutineering!

Publications Time:

Clerk of the course:

Time Keeping:



ADAC GT Masters

Lap analysis Free Practice 2



Provisional

Sachsenring, Length: 3645 m

Air temperature: 16.9°C

Track temperature: 18.2°C

Weather condition: Wet

DMSB Reg. Nr.: 223/2015

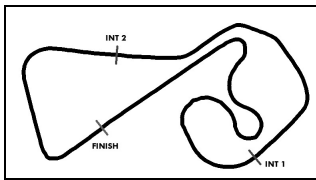
Friday 28.8.2015 17:05

Lap	Time	SE1	SP1	SE2	SP2	SE3	SP3	TSP	Lap	Time	SE1	SP1	SE2	SP2	SE3	SP3	TSP
1 Stefan Wackerbauer, DEU/ Kelvin van der Linde, ZAF									theoretical besttime: 1:33.294								
1	2:07.919	1:13.946		24.640		29.333	157		16	6:41.661	5:50.215		26.130		25.316	158	
2	1:35.950	49.129		22.034		24.787	161	210	17	1:36.183	48.911		22.301		24.971	159	210
3	1:40.518	49.613		23.149		27.756	161	212	18	1:36.116	48.932		22.237		24.947	158	210
4	1:34.979	48.491		21.828		24.660	161	211	19	1:41.869	49.211		23.124		29.534		209
5	1:39.227	48.387		22.545		28.295		212	20	7:33.836	6:46.702		22.152		24.982	158	
6	3:04.784	2:17.411		21.525		25.848	162		21	1:35.129	48.510		21.922		24.697	159	210
7	1:33.534	47.756		21.406		24.372	159	212	22	1:34.880	48.330		21.841		24.709	158	211
8	1:37.067	48.142		21.435		27.490		211	23	1:34.533	48.193		21.722		24.618	160	210
9	2:39.682	1:53.017		21.999		24.666	160		24	1:37.379	48.086		21.638		27.655		211
10	1:34.699	48.494		21.656		24.549	159	213	25	2:40.767	1:52.404		21.683		26.680	160	
11	1:34.682	48.401		21.623		24.658	158	211	26	1:33.913	48.087		21.481		24.345	162	211
12	1:34.543	48.497		21.504		24.542	161	211	27	1:34.288	47.921		21.443		24.924	161	211
13	1:34.451	48.573		21.209		24.669	160	212	28	1:33.587	47.923		21.335		24.329	159	211
14	1:41.654	53.855		22.631		25.168	159	212	29	1:38.531	48.196		21.230		29.105		211
15	1:40.362	49.863		22.034		28.465		211									

2 Jordan Lee Pepper, ZAF/ Nicki Thiim, DNK									theoretical besttime: 1:33.668								
1	2:14.530	1:19.965		26.645		27.920	151		11	1:34.000	47.959		21.510		24.531	157	210
2	1:39.947	48.879		22.080		28.988	156	206	12	1:34.171	48.089		21.478		24.604	156	208
3	1:34.972	48.770		21.567		24.635	157	208	13	1:33.889	47.955		21.358		24.576	157	208
4	1:35.267	48.753		21.665		24.849	155	208	14	1:37.432	48.073		21.464		27.895		208
5	1:34.862	48.613		21.637		24.612	156	208	15	4:48.922	3:59.989		22.302		26.631	159	
6	1:34.067	48.341		21.182		24.544	156	208	16	1:35.947	48.883		22.224		24.840	154	208
7	1:37.162	48.303		21.273		27.586		208	17	1:44.537	49.186		23.603		31.748	159	206
8	2:47.145	1:57.856		24.330		24.959	154		18	1:37.290	49.389		22.862		25.039	153	207
9	1:35.451	48.717		21.805		24.929	154	208	19	1:43.684	49.864		24.894		28.926		207
10	1:38.018	48.598		22.330		27.090	159	208									

3 Andreas Weishaupt, DEU/ Christer Jöns, DEU									theoretical besttime: 1:33.533								
1	2:15.105	1:22.108		24.909		28.088	156		14	2:44.523	1:51.681		23.646		29.196		
2	1:49.601	50.590		24.072		34.939		208	15	2:44.065	1:55.653		22.911		25.501	158	
3	9:41.042	8:50.294		21.827		28.921	160		16	1:49.407	51.688		25.628		32.091		209
4	1:33.533	47.915		21.179		24.439	158	211	17	5:11.812	4:22.580		23.171		26.061	140	
5	1:42.177	48.015		21.355		32.807		210	18	1:39.899	50.909		22.720		26.270	159	199
6	3:02.175	2:06.860		21.848		33.467			19	1:39.254	50.918		23.047		25.289	159	209
7	2:44.160	1:54.858		24.128		25.174	158		20	1:37.449	49.683		22.508		25.258	158	212
8	1:37.331	49.535		22.391		25.405	158	211	21	1:37.358	49.240		22.423		25.695	159	211
9	1:39.072	51.378		22.609		25.085	161	210	22	1:37.194	49.419		22.643		25.132	162	211
10	1:36.559	49.220		22.276		25.063	157	211	23	1:36.677	49.419		22.265		24.993	159	211
11	1:37.881	49.667		22.722		25.492	158	213	24	1:39.677	49.309		22.065		28.303		211
12	1:39.269	50.655		23.163		25.451	159	209	25	2:40.906	1:53.147		22.472		25.287	163	
13	1:42.244	50.040		23.061		29.143		209	26	1:44.733	47.994		26.160		30.579		211

7 Luca Stolz, DEU/ Maximilian Buhk, DEU									theoretical besttime: 1:35.395								
1	2:18.340	1:24.051		25.848		28.441	153		11	1:36.193	49.216		21.762		25.215	156	211
2	1:37.496	50.008		22.239		25.249	153	209	12	1:36.325	49.153		21.942		25.230	150	213
3	1:37.270	49.617		22.566		25.087	156	211	13	1:36.077	49.309		21.705		25.063	155	210
4	1:36.595	49.685		21.797		25.113	153	212	14	1:36.345	49.479		21.746		25.120	154	212
5	1:36.253	49.493		21.865		24.895	158	211	15	1:36.655	49.519		21.873		25.263	154	212
6	1:35.679	49.178		21.604		24.897	157	213	16	1:41.416	49.915		22.334		29.167		211
7	1:35.958	49.346		21.749		24.863	158	214	17	6:42.755	5:54.063		23.007		25.685	154	
8	1:35.606	48.994		21.741		24.871	156	214	18	1:38.294	49.862		22.993		25.439	156	210
9	1:38.939	48.928		21.801		28.210		211	19	1:51.633	51.860		25.905		33.868		211
10	4:45.318	3:54.316		22.148		28.854	155										



ADAC GT Masters

Lap analysis Free Practice 2



Provisional

Sachsenring, Length: 3645 m

Air temperature: 16.9°C

Track temperature: 18.2°C

Weather condition: Wet

DMSB Reg. Nr.: 223/2015

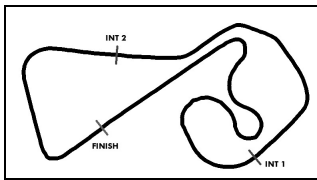
Friday 28.8.2015 17:05

Lap	Time	SE1	SP1	SE2	SP2	SE3	SP3	TSP	Lap	Time	SE1	SP1	SE2	SP2	SE3	SP3	TSP
8 Clemens Schmid, AUT/ Fabian Hamprecht, DEU									theoretical besttime: 1:34.080								
1	6:26.797	5:38.050		23.517		25.230	152		13	2:45.478	1:56.767		23.218		25.493	155	
2	1:36.453	49.542		22.003		24.908	155	209	14	1:37.699	49.988		22.462		25.249	156	210
3	1:36.681	49.763		21.904		25.014	155	211	15	1:37.337	49.781		22.442		25.114	156	210
4	1:34.340	48.294		21.417		24.629	156	210	16	1:36.430	49.078		22.311		25.041	157	210
5	1:34.151	48.268		21.338		24.545	156	211	17	1:36.666	49.233		22.427		25.006	158	210
6	1:38.410	48.485		21.332		28.593		212	18	1:53.955	49.980		29.201		34.774		210
7	6:00.474	5:14.062		21.727		24.685	155		19	14:34.680	13:47.101		22.507		25.072	157	
8	1:34.538	48.491		21.358		24.689	156	210	20	1:35.341	48.915		21.747		24.679	157	211
9	1:34.245	48.203		21.382		24.660	155	212	21	1:34.928	48.631		21.653		24.644	158	211
10	1:45.306	58.862		21.743		24.701	156	212	22	1:34.774	48.599		21.507		24.668	157	212
11	1:34.917	48.631		21.564		24.722	155	211	23	1:34.723	48.693		21.472		24.558	158	211
12	1:40.119	48.990		21.736		29.393		211									

Lap	Time	SE1	SP1	SE2	SP2	SE3	SP3	TSP	Lap	Time	SE1	SP1	SE2	SP2	SE3	SP3	TSP
12 Lennart Marioneck, DEU/ Markus Palttala, FIN									theoretical besttime: 1:34.667								
1	2:19.411	1:24.364		27.617		27.430	154		16	1:36.420	49.464		22.059		24.897	155	208
2	1:37.671	50.047		22.334		25.290	156	206	17	1:38.159	49.704		23.178		25.277	156	206
3	1:37.165	49.763		22.267		25.135	156	207	18	1:42.736	49.735		24.019		28.982		207
4	1:36.445	49.315		22.102		25.028	157	208	19	3:30.767	2:41.079		24.097		25.591	156	
5	1:36.436	49.245		21.961		25.230	156	209	20	1:37.875	49.773		22.848		25.254	157	207
6	1:36.271	49.150		21.993		25.128	157	208	21	1:49.169	52.144		25.917		31.108		207
7	1:41.261	48.994		23.850		28.417		210	22	6:32.497	5:43.879		23.328		25.290	157	
8	3:09.839	2:22.700		22.266		24.873	158		23	1:36.291	49.268		22.141		24.882	156	207
9	1:35.292	48.722		21.607		24.963	158	210	24	1:35.405	48.706		21.974		24.725	155	207
10	1:35.519	48.994		21.683		24.842	157	212	25	1:35.502	48.861		21.822		24.819	159	207
11	1:36.976	50.406		21.674		24.896	157	209	26	1:34.947	48.545		21.622		24.780	157	209
12	1:39.043	48.918		21.963		28.162		210	27	1:39.164	48.639		21.929		28.596		208
13	3:08.115	2:21.179		22.196		24.740	157		28	3:50.469	3:03.317		22.516		24.636	158	
14	1:35.675	49.109		21.839		24.727	158	210	29	1:35.468	48.712		22.041		24.715	157	209
15	1:36.139	49.307		22.037		24.795	157	210	30	1:34.679	48.557		21.533		24.589	158	209

Lap	Time	SE1	SP1	SE2	SP2	SE3	SP3	TSP	Lap	Time	SE1	SP1	SE2	SP2	SE3	SP3	TSP
16 Philip Geipel, DEU/ Rahel Frey, CHE									theoretical besttime: 1:34.125								
1	2:11.462	1:17.743		26.330		27.389	157		12	1:35.830	48.554		21.959		25.317	161	215
2	1:38.088	50.237		22.462		25.389	158	211	13	1:34.948	48.831		21.373		24.744	161	212
3	1:37.293	49.670		22.426		25.197	159	211	14	1:35.205	48.556		21.799		24.850	163	212
4	1:39.468	49.341		22.180		27.947	158	213	15	1:40.262	48.743		21.865		29.654		213
5	1:35.800	49.198		21.930		24.672	157	212	16	5:13.556	4:26.223		22.240		25.093	158	
6	1:35.413	48.982		21.799		24.632	159	210	17	1:37.146	49.864		22.362		24.920	158	208
7	1:34.766	48.288		21.883		24.595	160	212	18	1:36.813	49.308		22.478		25.027	158	208
8	1:35.494	48.780		21.964		24.750	160	214	19	1:37.074	49.298		22.676		25.100	159	207
9	1:35.318	48.993		21.657		24.668	162	212	20	1:37.041	49.432		22.709		24.900	159	208
10	1:34.892	48.823		21.477		24.592	161	214	21	1:36.321	49.211		22.358		24.752	159	209
11	1:34.410	48.160		21.520		24.730	160	213	22	1:54.889	51.081		27.451		36.357		210

Lap	Time	SE1	SP1	SE2	SP2	SE3	SP3	TSP	Lap	Time	SE1	SP1	SE2	SP2	SE3	SP3	TSP
19 Claudia Hürtgen, DEU/ Uwe Alzen, DEU									theoretical besttime: 1:34.390								
1	2:37.811	1:47.944		23.596		26.271	159		17	1:43.585	50.517		23.630		29.438		210
2	1:38.320	50.806		22.357		25.157	157	209	18	2:41.491	1:52.884		23.158		25.449	157	
3	1:36.685	49.788		21.980		24.917	158	211	19	1:37.949	49.852		22.935		25.162	158	210
4	1:36.501	49.765		21.833		24.903	158	211	20	1:37.252	49.729		22.541		24.982	158	210
5	1:35.848	49.180		21.805		24.863	159	212	21	1:53.883	51.700		27.742		34.441		211
6	1:34.944	48.666		21.658		24.620	157	212	22	5:59.428	5:10.617		23.316		25.495	159	
7	1:41.481	49.942		22.705		28.834		212	23	1:36.998	49.521		22.221		25.256	161	211
8	2:40.400	1:53.068		22.495		24.837	159		24	1:35.722	48.890		21.859		24.973	162	212
9	1:35.628	49.205		21.588		24.835	160	213	25	1:35.659	48.828		21.945		24.886	160	212
10	1:38.493	51.627		21.777		25.089	160	180	26	1:35.357	48.857		21.677		24.823	158	212
11	1:35.013	48.694		21.569		24.750	159	213	27	1:34.902	48.497		21.583		24.822	161	212
12	1:35.190	48.818		21.578		24.794	160	213	28	1:34.632	48.522		21.463		24.647	155	212
13	1:35.057	48.758		21.600		24.699	159	213	29	1:34.738	48.845		21.389		24.504	160	212
14	1:34.906	48.498		21.690		24.718	159	213	30	1:40.575	48.550		22.144		29.881	158	213
15	1:39.316	48.795		21.549		28.972		212	31	1:34.931	48.726		21.627		24.578	161	212



ADAC GT Masters

Lap analysis Free Practice 2



Provisional

Sachsenring, Length: 3645 m

Air temperature: 16.9°C

Track temperature: 18.2°C

Weather condition: Wet

DMSB Reg. Nr.: 223/2015

Friday 28.8.2015 17:05

Lap	Time	SE1	SP1	SE2	SP2	SE3	SP3	TSP	Lap	Time	SE1	SP1	SE2	SP2	SE3	SP3	TSP
16	3:58.975	3:06.829		25.628		26.518	156		32	1:41.210	49.041		22.346		29.823	216	

21 Sebastian Asch, DEU/ Luca Ludwig, DEU

theoretical besttime: 1:33.362

1	2:20.917	1:29.789		24.351		26.777	150		16	1:36.789	49.791		21.955		25.043	159	213
2	1:41.343	52.725		22.256		26.362	154	168	17	1:41.299	49.847		22.984		28.468		213
3	1:39.603	51.486		22.637		25.480	157	176	18	3:38.871	2:44.312		24.569		29.990		
4	1:41.935	49.800		23.261		28.874		213	19	5:55.560	5:06.528		23.658		25.374	158	
5	6:55.276	6:09.277		21.405		24.594	158		20	1:37.300	50.177		22.192		24.931	159	213
6	1:34.490	48.527		21.356		24.607	157	214	21	1:35.936	48.693		22.174		25.069	159	214
7	1:34.364	48.507		21.316		24.541	158	214	22	1:36.929	49.293		22.555		25.081	160	214
8	1:34.141	48.403		21.104		24.634	155	215	23	1:34.858	48.455		21.604		24.799	159	214
9	1:34.283	48.590		21.195		24.498	159	214	24	1:34.748	48.347		21.534		24.867	160	215
10	1:34.431	48.385		21.404		24.642	157	215	25	1:34.288	48.199		21.332		24.757	161	215
11	1:38.123	48.677		21.638		27.808		214	26	1:33.952	47.760		21.473		24.719	161	216
12	3:30.105	2:35.370		24.079		30.656	156		27	1:34.166	48.011		21.353		24.802	161	216
13	1:38.356	50.924		22.312		25.120	157	212	28	1:35.024	48.671		21.568		24.785	157	216
14	1:36.901	49.991		22.045		24.865	158	213	29	1:37.490	48.262		21.689		27.539		215
15	1:36.717	50.014		21.887		24.816	159	212									

22 Florian Scholze, DEU/ Dominic Jöst, DEU

theoretical besttime: 1:36.104

1	2:01.633	1:06.068		24.320		31.245			16	1:38.775	50.442		22.918		25.415	154	215
2	2:42.401	1:53.413		23.302		25.686	157		17	1:38.093	50.031		22.793		25.269	157	213
3	1:39.063	50.717		22.750		25.596	158	213	18	1:43.358	50.545		23.581		29.232		213
4	1:38.564	50.335		22.749		25.480	156	214	19	9:52.207	9:02.891		24.050		25.266	155	
5	1:39.645	52.076		22.364		25.205	157	214	20	1:38.235	50.082		22.939		25.214	157	212
6	1:37.523	50.015		22.387		25.121	158	215	21	1:46.883	58.580		22.898		25.405	159	214
7	1:37.131	49.659		22.294		25.178	159	216	22	1:38.654	50.148		22.930		25.576	159	215
8	1:36.500	49.602		21.885		25.013	159	215	23	1:38.509	50.379		22.401		25.729	159	212
9	1:36.614	49.213		21.974		25.427	156	216	24	1:38.194	50.023		22.373		25.798	154	216
10	1:51.926	49.346		37.141		25.439	157	214	25	1:37.795	50.383		22.022		25.390	159	214
11	1:42.121	49.485		22.393		30.243		215	26	1:41.610	49.632		21.878		30.100		216
12	3:04.193	2:12.193		22.344		29.656			27	2:44.868	1:56.667		22.824		25.377	158	
13	2:58.229	2:06.672		23.244		28.313			28	1:37.935	49.687		22.947		25.301	157	215
14	2:42.440	1:54.187		22.699		25.554	156										
15	1:38.108	50.282		22.479		25.347	157	214									

23 Marc Gassner, DEU/ Florian Strauss, DEU

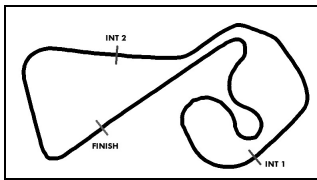
theoretical besttime: 1:34.678

1	1:59.211	1:04.858		24.380		29.973			17	1:38.769	50.776		22.710		25.283	157	212
2	2:42.242	1:53.937		22.947		25.358	156		18	1:40.266	51.171		23.584		25.511	159	213
3	1:37.089	50.198		21.991		24.900	159	213	19	1:39.545	50.463		23.382		25.700	155	214
4	1:36.444	49.853		21.848		24.743	159	215	20	1:45.234	50.927		24.550		29.757		213
5	1:36.129	49.416		21.894		24.819	159	215	21	4:45.036	3:42.365		29.202		33.469		
6	1:35.340	49.028		21.647		24.665	159	215	22	5:16.238	4:26.339		24.084		25.815	156	
7	1:35.580	49.100		21.755		24.725	160	216	23	1:39.945	51.234		23.299		25.412	157	193
8	1:35.466	49.053		21.701		24.712	158	216	24	1:38.183	50.035		23.193		24.955	158	214
9	1:34.842	48.631		21.603		24.608	159	216	25	1:39.084	49.417		23.903		25.764	158	215
10	1:37.252	48.661		23.539		25.052	159	216	26	1:36.924	49.574		22.224		25.126	157	215
11	1:35.459	49.155		21.554		24.750	155	217	27	1:37.918	50.426		22.473		25.019	158	215
12	1:34.902	48.855		21.479		24.568	159	215	28	1:40.158	49.203		22.551		28.404		216
13	1:35.406	48.667		22.034		24.705	160	217	29	2:41.947	1:54.814		22.263		24.870	160	
14	1:35.367	48.926		21.659		24.782	160	217	30	1:35.974	49.225		22.010		24.739	159	217
15	1:38.951	49.151		21.725		28.075		216	31	1:35.154	48.849		21.689		24.616	160	217
16	2:43.403	1:54.857		22.821		25.725	154										

24 Florian Stoll, DEU/ Marc Basseng, DEU

theoretical besttime: 1:34.069

1	1:59.385	1:09.207		23.938		26.240	154		16	1:39.544	48.587		22.384		28.573		211
2	1:39.497	51.344		22.590		25.563	159	206	17	3:06.124	2:17.459		23.089		25.576	161	
3	1:36.684	49.426		22.209		25.049	161	212	18	1:37.615	49.479		23.025		25.111	158	211
4	1:42.814	52.304		22.188		28.322		213	19	1:36.669	49.147		22.604		24.918	159	208
5	2:38.638	1:51.868		21.846		24.924	160		20	1:36.500	49.355		22.404		24.741	158	209



ADAC GT Masters

Lap analysis Free Practice 2



Provisional

Sachsenring, Length: 3645 m

Air temperature: 16.9°C

Track temperature: 18.2°C

Weather condition: Wet

DMSB Reg. Nr.: 223/2015

Friday 28.8.2015 17:05

Lap	Time	SE1	SP1	SE2	SP2	SE3	SP3	TSP	Lap	Time	SE1	SP1	SE2	SP2	SE3	SP3	TSP
6	1:34.989	48.674		21.668		24.647	162	209	21	5:40.017	49.045		4:19.734		31.238		209
7	1:34.657	48.416		21.704		24.537	161	212	22	5:46.003	4:58.351		22.784		24.868	160	
8	1:35.456	48.516		22.273		24.667	160	213	23	1:35.698	48.725		22.386		24.587	162	211
9	1:34.656	48.578		21.500		24.578	155	213	24	1:35.082	48.507		21.885		24.690	159	211
10	1:34.490	48.369		21.439		24.682	162	210	25	1:35.129	48.717		21.543		24.869	158	212
11	1:39.881	48.603		22.565		28.713		212	26	1:38.579	48.791		21.571		28.217		213
12	3:35.472	2:48.118		22.623		24.731	159		27	3:34.494	2:48.119		21.614		24.761	157	
13	1:34.409	48.364		21.500		24.545	161	211	28	1:34.191	48.197		21.561		24.433	160	209
14	1:34.528	48.302		21.609		24.617	160	211	29	1:38.722	48.846		21.765		28.111		212
15	1:34.781	48.296		21.657		24.828	159	212									

25 Albert von Thurn und Taxis, DEU/ Tomas Enge, CZE

theoretical besttime: 1:34.238

1	1:57.788	1:06.758		24.052		26.978	157		16	3:52.917	3:01.217		25.032		26.668	163	
2	1:36.718	49.660		22.189		24.869	163	214	17	1:39.078	50.173		23.591		25.314	163	216
3	1:36.178	49.032		22.070		25.076	163	217	18	1:38.498	49.896		23.236		25.366	163	216
4	1:35.875	48.928		22.101		24.846	162	218	19	1:56.094	51.070		30.457		34.567		216
5	1:35.742	48.994		22.044		24.704	160	218	20	5:21.879	4:26.685		27.694		27.500	159	
6	1:35.188	48.721		21.804		24.663	160	218	21	1:46.737	53.391		25.230		28.116	163	216
7	1:39.155	48.736		22.485		27.934		217	22	1:42.234	51.201		24.831		26.202	163	215
8	3:39.908	2:53.336		21.991		24.581	163		23	1:39.537	49.751		23.923		25.863	164	218
9	1:35.334	48.626		21.823		24.885	164	220	24	1:36.797	49.272		22.471		25.054	163	219
10	1:34.651	48.387		21.555		24.709	162	220	25	1:41.600	53.400		23.136		25.064	164	218
11	1:34.560	48.112		21.825		24.623	162	219	26	1:35.685	48.828		22.000		24.857	165	218
12	1:42.005	48.611		22.019		31.375		217	27	1:34.678	48.308		21.799		24.571	164	219
13	5:33.959	4:46.442		22.349		25.168	162		28	1:38.629	48.684		22.157		27.788	163	218
14	1:36.227	49.181		22.244		24.802	161	217	29	1:34.610	48.232		21.717		24.661	163	218
15	1:40.858	49.603		22.640		28.615		216	30	1:34.644	48.289		21.784		24.571	163	218

36 Martin Ragginger, AUT/ Klaus Bachler, AUT

theoretical besttime: 1:33.472

1	1:48.314	1:00.071		23.242		25.001	159		12	1:34.045	48.163		21.366		24.516	161	217
2	1:36.405	49.889		22.011		24.505	159	214	13	1:38.412	48.850		21.721		27.841		210
3	1:35.923	49.373		21.747		24.803	156	215	14	2:38.985	1:52.549		21.739		24.697	156	
4	1:35.520	49.295		21.630		24.595	161	214	15	1:34.586	48.835		21.364		24.387	161	214
5	1:35.183	48.932		21.600		24.651	161	217	16	1:35.570	48.963		21.674		24.933	156	215
6	1:38.938	48.657		21.916		28.365		217	17	1:35.953	48.869		22.217		24.867	161	214
7	3:15.966	2:29.540		21.935		24.491	163		18	1:41.102	49.041		22.936		29.125		216
8	1:33.884	48.400		21.205		24.279	160	217	19	5:35.457	4:43.956		23.032		28.469		
9	1:33.895	48.324		21.188		24.383	160	217	20	7:28.743	6:38.308		22.580		27.855		
10	1:43.402	51.442		25.610		26.350	163	217	21	2:43.247	1:52.842		22.486		27.919		
11	1:33.573	48.005		21.252		24.316	159	217	22	2:44.516	1:54.724		21.836		27.956		

42 Hari Proczyk, AUT/ Andreas Simonsen, SWE

theoretical besttime: 1:34.701

1	1:45.251	56.789		23.014		25.448	155		11	1:35.940	49.048		22.009		24.883	160	216
2	1:36.998	49.854		22.253		24.891	157	210	12	1:36.791	49.265		22.531		24.995	159	216
3	1:35.882	49.204		21.864		24.814	156	214	13	1:40.805	49.848		22.530		28.427		217
4	1:35.675	49.166		21.732		24.777	157	214	14	3:44.042	2:54.167		23.020		26.855	159	
5	1:35.058	48.737		21.518		24.803	157	214	15	1:37.715	49.636		22.905		25.174	158	214
6	1:34.701	48.514		21.505		24.682	158	215	16	1:38.260	50.043		22.987		25.230	158	214
7	1:38.303	48.764		21.760		27.779		215	17	1:38.367	49.799		23.102		25.466	157	214
8	6:48.817	6:00.657		22.936		25.224	161		18	1:41.782	51.053		24.360		26.369	159	213
9	1:39.069	49.787		22.190		27.092	160	217	19	1:38.762	50.356		22.916		25.490	159	215
10	1:37.357	49.585		22.035		25.737	160	215	20	1:50.807	53.774		26.944		30.089		214

66 Andreas Wirth, DEU/ Daniel Keilwitz, DEU

theoretical besttime: 1:34.382

1	1:59.363	1:08.748		23.838		26.777	161		16	1:37.561	49.743		22.281		25.537	164	218
2	1:38.848	50.856		22.466		25.526	164	215	17	1:38.243	50.018		22.776		25.449	160	218
3	1:36.819	49.499		22.186		25.134	163	219	18	2:01.979	57.390		28.870		35.719		165
4	1:36.491	49.099		22.246		25.146	164	217	19	4:40.175	3:51.915		22.723		25.537	165	
5	1:36.937	49.496		22.155		25.286	167	218	20	1:37.999	49.434		22.315		26.250	163	219
6	1:36.118	49.084		21.797		25.237	166	219	21	1:37.407	49.788		22.398		25.221	165	218



ADAC GT Masters

Lap analysis Free Practice 2



Provisional

Sachsenring, Length: 3645 m

Air temperature: 16.9°C

Track temperature: 18.2°C

Weather condition: Wet

DMSB Reg. Nr.: 223/2015

Friday 28.8.2015 17:05

Lap	Time	SE1	SP1	SE2	SP2	SE3	SP3	TSP	Lap	Time	SE1	SP1	SE2	SP2	SE3	SP3	TSP
7	1:35.959	49.031		21.690		25.238	164	221	22	1:36.848	48.984		22.465		25.399	164	220
8	1:39.523	49.099		21.791		28.633		217	23	1:36.080	48.945		22.076		25.059	166	222
9	8:33.701	7:45.988		22.221		25.492	165		24	1:35.358	48.705		21.692		24.961	162	220
10	1:37.246	49.822		21.884		25.540	164	219	25	1:40.354	49.231		22.186		28.937		217
11	1:36.639	49.069		21.832		25.738	167	220	26	3:14.951	2:23.829		21.844		29.278	166	
12	1:36.966	49.186		22.150		25.630	164	221	27	1:34.930	48.653		21.517		24.760	166	218
13	1:41.532	49.494		22.539		29.499		219	28	1:34.382	48.334		21.322		24.726	162	221
14	5:07.803	4:18.868		23.241		25.694	164										
15	1:38.298	50.055		22.805		25.438	165	218									

69 Diego Alessi, ITA/ Patrick Assenheimer, DEU

theoretical besttime: 1:35.227

1	2:24.361	1:33.188		23.973		27.200	156		15	1:38.066	49.707		22.637		25.722	160	216
2	1:44.381	50.946		22.880		30.555		214	16	1:37.804	49.580		22.641		25.583	158	216
3	6:10.871	5:22.686		22.772		25.413	160		17	1:42.941	49.467		23.411		30.063		215
4	1:35.966	49.181		21.863		24.922	162	217	18	6:23.834	5:30.411		24.362		29.061	159	
5	1:35.929	48.867		21.866		25.196	160	219	19	1:38.485	50.059		22.507		25.919	159	216
6	1:35.832	48.874		21.966		24.992	162	218	20	1:42.082	50.416		22.672		28.994		216
7	1:35.766	48.728		22.077		24.961	160	219	21	2:54.096	2:03.538		23.627		26.931	160	
8	1:39.317	48.954		21.831		28.532		218	22	1:36.764	49.049		22.366		25.349	161	218
9	4:27.495	3:39.865		22.343		25.287	160		23	1:36.316	49.140		22.090		25.086	162	218
10	1:36.733	48.934		22.205		25.594	161	218	24	1:35.869	48.948		21.747		25.174	162	218
11	1:36.277	49.086		21.714		25.477	162	219	25	1:35.621	48.618		21.912		25.091	163	218
12	1:36.498	48.834		22.186		25.478	160	218	26	1:35.430	48.741		21.687		25.002	163	218
13	1:40.473	49.148		22.339		28.986		216	27	1:35.653	48.704		21.710		25.239	159	219
14	4:42.879	3:54.182		22.992		25.705	160										

80 Dominik Baumann, AUT/ Jens Klingmann, DEU

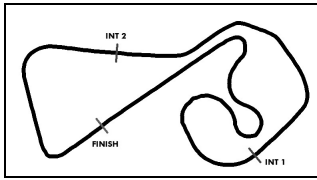
theoretical besttime: 1:34.065

1	2:11.910	1:18.395		24.351		29.164			14	4:04.169	3:15.805		22.848		25.516	158	
2	2:40.864	1:53.603		22.247		25.014	155		15	1:37.876	50.142		22.533		25.201	158	210
3	1:36.019	48.806		22.020		25.193	158	209	16	1:37.715	49.987		22.515		25.213	158	209
4	1:35.665	48.741		21.963		24.961	157	212	17	1:43.391	49.662		24.578		29.151		209
5	1:44.487	52.427		23.760		28.300	157	211	18	7:58.787	7:11.585		21.987		25.215	159	
6	1:34.559	48.468		21.367		24.724	160	211	19	1:36.030	49.235		21.920		24.875	158	210
7	1:37.671	48.370		21.492		27.809		211	20	1:35.627	49.085		21.883		24.659	158	211
8	4:47.452	3:58.204		24.411		24.837	156		21	1:37.999	48.796		21.569		27.634		210
9	1:34.065	48.289		21.260		24.516	158	211	22	3:03.762	2:16.955		21.860		24.947	157	
10	1:38.080	48.800		21.507		27.773		211	23	1:35.256	48.960		21.672		24.624	158	213
11	5:47.153	4:57.694		22.012		27.447	156		24	1:35.069	48.799		21.452		24.818	157	212
12	1:38.511	49.821		23.421		25.269	155	211	25	1:37.871	48.803		21.448		27.620		213
13	1:40.836	49.270		22.519		29.047		210									

100 Daniel Dobitsch, AUT/ Edward Sandström, SWE

theoretical besttime: 1:33.949

1	2:05.332	1:10.508		24.563		30.261	159		18	3:12.720	2:19.472		24.603		28.645	159	
2	1:37.742	50.232		22.336		25.174	159	209	19	1:38.808	49.969		23.484		25.355	154	210
3	1:36.671	49.460		22.122		25.089	160	212	20	1:37.101	49.701		22.533		24.867	156	208
4	1:36.574	49.361		22.020		25.193	161	211	21	1:44.524	49.143		23.380		32.001		209
5	1:37.511	49.106		23.423		24.982	162	212	22	6:10.484	5:21.733		23.681		25.070	155	
6	1:35.583	48.592		22.215		24.776	158	213	23	1:37.299	49.030		23.404		24.865	155	208
7	1:35.129	48.946		21.499		24.684	160	211	24	1:36.500	49.463		22.135		24.902	152	209
8	1:34.492	48.422		21.451		24.619	161	212	25	1:35.658	49.072		21.977		24.609	158	208
9	1:38.256	48.314		21.850		28.092		211	26	1:35.611	49.135		21.730		24.746	160	211
10	4:37.070	3:49.352		22.068		25.650	159		27	1:35.443	49.135		21.681		24.627	158	212
11	1:34.446	48.537		21.370		24.539	158	211	28	1:37.341	48.899		23.861		24.581	159	209
12	1:35.045	48.595		21.672		24.778	162	211	29	1:35.082	48.950		21.612		24.520	158	210
13	1:34.152	48.240		21.472		24.440	160	213	30	1:34.858	48.837		21.682		24.339	160	210
14	1:34.296	48.272		21.533		24.491	161	211	31	1:37.231	50.658		21.725		24.848	159	211
15	1:34.752	48.332		21.732		24.688	161	212	32	1:34.701	48.406		21.572		24.723	159	211
16	1:35.805	48.844		22.160		24.801	158	211									
17	1:41.114	49.256		22.920		28.938		210									



ADAC GT Masters

Vmax list Free Practice 2



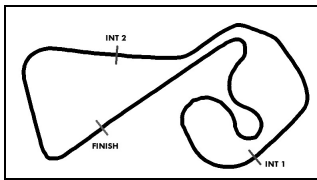
Provisional

Sachsenring, Length: 3645 m
Air temperature: 17.0°C
Track temperature: 18.2°C
Weather condition: Wet

DMSB Reg. Nr.: 223/2015

Friday 28.8.2015 17:05

Nr	Team, Car, Driver, Nat	Top speed
66	Callaway Competition, Corvette Z06.R GT3 Wirth Andreas , DEU Keilwitz Daniel , DEU	222,22 km/h
25	Reiter Engineering, Lamborghini Gallardo R-EX von Thurn und Taxis Albert , DEU Enge Tomas , CZE	219,78 km/h
69	Callaway Competition, Corvette Z06.R GT3 Alessi Diego , ITA Assenheimer Patrick , DEU	219,20 km/h
42	HP Racing, Mercedes-Benz SLS AMG GT3 Proczyk Hari , AUT Simonsen Andreas , SWE	217,22 km/h
23	MRS GT Racing, Nissan GT-R Nismo GT3 Gassner Marc , DEU Strauss Florian , DEU	217,17 km/h
36	Schütz Motorsport, Porsche 911 GT3 R Ragginger Martin , AUT Bachler Klaus , AUT	217,13 km/h
22	MRS GT Racing, Nissan GT-R Nismo GT3 Scholze Florian , DEU Jöst Dominic , DEU	216,43 km/h
21	Team Zakspeed, Mercedes-Benz SLS AMG GT3 Asch Sebastian , DEU Ludwig Luca , DEU	216,30 km/h
16	YACO Racing, Audi R8 LMS ultra Geipel Philip , DEU Frey Rahel , CHE	214,84 km/h
7	Bentley Team HTP, Bentley Continental GT3 Stolz Luca , DEU Buhk Maximilian , DEU	214,29 km/h
80	BMW Sports Trophy Team Schubert, BMW Z4 GT3 Baumann Dominik , AUT Klingmann Jens , DEU	213,44 km/h
19	BMW Sports Trophy Team Schubert, BMW Z4 GT3 Hürtgen Claudia , DEU Alzen Uwe , DEU	213,40 km/h
24	kfzteile24 MS RACING, Audi R8 LMS ultra Stoll Florian , DEU Basseng Marc , DEU	213,35 km/h
100	kfzteile24 MS RACING, Audi R8 LMS ultra Dobitsch Daniel , AUT Sandström Edward , SWE	213,06 km/h



ADAC GT Masters

Vmax list Free Practice 2

Provisional



Sachsenring, Length: 3645 m

Air temperature: 17.0°C

Track temperature: 18.2°C

Weather condition: Wet

DMSB Reg. Nr.: 223/2015

Friday 28.8.2015 17:05

Nr	Team, Car, Driver, Nat	Top speed
3	C. Abt Racing, Audi R8 LMS ultra Weishaupt Andreas , DEU Jöns Christer , DEU	212,60 km/h
1	C. Abt Racing, Audi R8 LMS ultra Wackerbauer Stefan , DEU van der Linde Kelvin , ZAF	212,56 km/h
8	Bentley Team HTP, Bentley Continental GT3 Schmid Clemens , AUT Hamprecht Fabian , DEU	211,85 km/h
12	Senkyr Motorsport, BMW Z4 GT3 Marioneck Lennart , DEU Palttala Markus , FIN	211,56 km/h
2	C. Abt Racing, Audi R8 LMS ultra Pepper Jordan Lee , ZAF Thiim Nicki , DNK	209,59 km/h