



# ADAC Formel 4

## Result List Qualifying Group B



Provisional

**DMSB** Reg. Nr.: 222/2015

Friday 28.8.2015 16:00



Sachsenring, Length: 3645 m  
Air temperature: 17.2°C  
Track temperature: 18.6°C  
Weather condition: Wet

started : 15      classified : 15      not classified : 0

#	Competitor	Sponsor	Lap	Best Time	Gap	Diff	Kph	Day Time
Cl.	Drivers	Car						
1	27 <b>HTP Juniorteam</b> M.Dienst(DEU)	ADAC Formel 4 powered by Abarth	12	<b>1:31.838</b>			142,9	16:40:36
2	36 <b>Van Amersfoort Racing</b> J.Mawson(AUS)	ADAC Formel 4 powered by Abarth	13	<b>1:32.475</b>	0.637	0.637	141,9	16:39:51
3	5 <b>ADAC Berlin-Brandenburg e.V.</b> R D.Beckmann(DEU)	ADAC Formel 4 powered by Abarth	14	<b>1:32.553</b>	0.715	0.078	141,8	16:41:38
4	30 <b>Team Timo Scheider</b> J.Kremer(DEU)	ADAC Formel 4 powered by Abarth	12	<b>1:32.820</b>	0.982	0.267	141,4	16:40:56
5	26 <b>Van Amersfoort Racing</b> H.Newey(GBR)	ADAC Formel 4 powered by Abarth	13	<b>1:33.622</b>	1.784	0.802	140,2	16:41:14
6	10 <b>Motopark</b> M.Waldherr(DEU)	ADAC Formel 4 powered by Abarth	13	<b>1:33.674</b>	1.836	0.052	140,1	16:41:40
7	20 <b>Nikolaj Rogivue</b> N.Rogivue(CHE)	ADAC Formel 4 powered by Abarth	10	<b>1:33.732</b>	1.894	0.058	140,0	16:37:16
8	6 <b>ADAC Berlin-Brandenburg e.V.</b> R M.Ortmann(DEU)	ADAC Formel 4 powered by Abarth	14	<b>1:34.039</b>	2.201	0.307	139,5	16:41:40
9	8 <b>Motopark</b> R J.Fittje(DEU)	ADAC Formel 4 powered by Abarth	13	<b>1:34.159</b>	2.321	0.120	139,4	16:41:22
10	15 <b>Jenzer Motorsport GmbH</b> D.Kolkmann(DEU)	ADAC Formel 4 powered by Abarth	12	<b>1:34.503</b>	2.665	0.344	138,9	16:40:09
11	34 <b>Toni Wolf</b> R T.Wolf(DEU)	ADAC Formel 4 powered by Abarth	12	<b>1:34.567</b>	2.729	0.064	138,8	16:40:19
12	77 <b>Provily Racing</b> R J.Van Uiter(NLD)	ADAC Formel 4 powered by Abarth	12	<b>1:34.680</b>	2.842	0.113	138,6	16:39:33
13	38 <b>Liqui Moly Team Engstler</b> R L.Engstler(DEU)	ADAC Formel 4 powered by Abarth	11	<b>1:35.118</b>	3.280	0.438	138,0	16:38:36
14	21 <b>Liqui Moly Team Engstler</b> R M.Halder(DEU)	ADAC Formel 4 powered by Abarth	12	<b>1:36.503</b>	4.665	1.385	136,0	16:40:26
15	35 <b>HTP Juniorteam</b> R C.Schreiner(DEU)	ADAC Formel 4 powered by Abarth	12	<b>1:37.404</b>	5.566	0.901	134,7	16:40:35

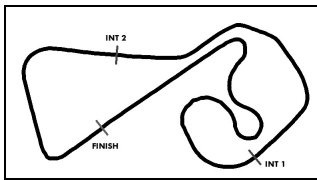
Qualifying Time: 1:41.021      Percent: 110%

**Subject to final scrutineering!**

Publications Time:

Clerk of the course:

Time Keeping:



# ADAC Formel 4

## Result List Qualifying 2nd best Gr. B



Provisional

**DMSB** Reg. Nr.: 222/2015



Sachsenring, Length: 3645 m  
Air temperature: 17.1°C  
Track temperature: 18.5°C  
Weather condition: Dry

Friday 28.8.2015 16:00

started : 15      classified : 15      not classified : 0

	Drivers	Competitor	Car	Lap	Best Time	Gap	Diff	Kph	Day Time
1	27 M.Dienst	HTP Juniorteam	ADAC Formel 4 powered by Aba	9	<b>1:32.096</b>			142,5	16:35:46
2	36 J.Mawson	Van Amersfoort Racing	ADAC Formel 4 powered by Aba	12	<b>1:32.796</b>	0.700	0.700	141,4	16:38:19
3	5 D.Beckmann	ADAC Berlin-Brandenburg e.V.	ADAC Formel 4 powered by Aba	12	<b>1:32.845</b>	0.049	0.749	141,3	16:38:27
4	30 J.Kremer	Team Timo Scheider	ADAC Formel 4 powered by Aba	11	<b>1:33.241</b>	0.396	1.145	140,7	16:39:24
5	26 H.Newey	Van Amersfoort Racing	ADAC Formel 4 powered by Aba	9	<b>1:33.780</b>	0.539	1.684	139,9	16:34:50
6	10 M.Waldherr	Motopark	ADAC Formel 4 powered by Aba	11	<b>1:33.834</b>	0.054	1.738	139,8	16:38:26
7	20 N.Rogivue	Nikolaj Rogivue	ADAC Formel 4 powered by Aba	12	<b>1:33.910</b>	0.076	1.814	139,7	16:40:39
8	6 M.Ortmann	ADAC Berlin-Brandenburg e.V.	ADAC Formel 4 powered by Aba	12	<b>1:34.048</b>	0.138	1.952	139,5	16:38:31
9	8 J.Fittje	Motopark	ADAC Formel 4 powered by Aba	11	<b>1:34.539</b>	0.491	2.443	138,8	16:38:13
10	77 J.Van Uitert	Provily Racing	ADAC Formel 4 powered by Aba	9	<b>1:34.745</b>	0.206	2.649	138,5	16:34:48
11	15 D.Kolkmann	Jenzer Motorsport GmbH	ADAC Formel 4 powered by Aba	13	<b>1:34.804</b>	0.059	2.708	138,4	16:41:44
12	34 T.Wolf	Toni Wolf	ADAC Formel 4 powered by Aba	11	<b>1:35.118</b>	0.314	3.022	138,0	16:38:44
13	38 L.Engstler	Liqui Moly Team Engstler	ADAC Formel 4 powered by Aba	12	<b>1:35.507</b>	0.389	3.411	137,4	16:40:12
14	35 C.Schreiner	HTP Juniorteam	ADAC Formel 4 powered by Aba	11	<b>1:37.790</b>	2.283	5.694	134,2	16:38:57
15	21 M.Halder	Liqui Moly Team Engstler	ADAC Formel 4 powered by Aba	11	<b>1:38.022</b>	0.232	5.926	133,9	16:38:49

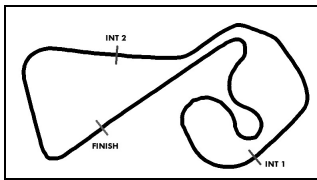
Qualifying Time: 1:41.305      Percent: 110%

**Subject to final scrutineering!**

Publications Time:

Clerk of the course:

Time Keeping:



# ADAC Formel 4

## Lap analysis Qualifying Group B



Provisional

**DMSB** Reg. Nr.: 222/2015

Friday 28.8.2015 16:00



Sachsenring, Length: 3645 m  
 Air temperature: 17.3°C  
 Track temperature: 18.6°C  
 Weather condition: Wet

Lap	Time	SE1	SP1	SE2	SP2	SE3	SP3	TSP	Lap	Time	SE1	SP1	SE2	SP2	SE3	SP3	TSP
<b>5 David Beckmann, DEU ,</b>									<b>theoretical besttime: 1:32.390</b>								
1	2:03.380	1:16.015		22.029		25.336	149		8	8:27.531	7:40.462		22.274		24.795	147	
2	1:35.230	48.796		21.283		25.151	149	188	9	1:33.640	47.997		20.974		24.669	148	190
3	1:34.269	48.423		21.109		24.737	<b>151</b>	193	10	1:36.982	48.041		21.403		27.538	150	192
4	1:34.130	48.165		21.086		24.879	147	193	11	1:32.940	47.401		20.960		24.579	150	193
5	1:34.787	47.981		22.024		24.782	148	192	12	1:32.845	47.613		<b>20.794</b>		<b>24.438</b>	150	193
6	1:33.694	47.760		21.036		24.898	149	192	13	1:38.436	50.791		22.719		24.926	149	<b>194</b>
7	1:47.900	51.403		24.908		31.589		193	<b>14</b>	<b>1:32.553</b>	<b>47.158</b>		20.803		24.592	149	192

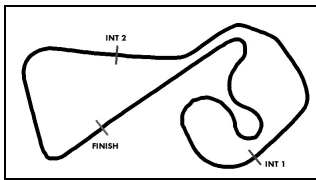
<b>6 Mike David Ortmann, DEU ,</b>									<b>theoretical besttime: 1:33.852</b>								
1	1:52.620	1:02.962		23.711		25.947	146		8	8:24.158	7:35.134		22.536		26.488	149	
2	1:37.699	50.497		21.950		25.252	148	191	9	1:36.291	49.964		21.683		24.644	147	190
3	1:36.402	49.656		21.738		25.008	148	191	10	1:35.388	49.209		21.565		24.614	149	192
4	1:35.801	49.550		21.597		24.654	150	192	11	1:34.641	48.987		21.202		24.452	147	194
5	1:35.634	49.325		21.507		24.802	<b>151</b>	193	12	1:34.048	48.689		21.054		24.305	148	192
6	1:38.585	48.874		21.637		28.074	150	194	13	1:34.992	<b>48.634</b>		21.507		24.851	150	192
7	1:50.694	52.660		24.757		33.277		164	<b>14</b>	<b>1:34.039</b>	48.821		<b>21.028</b>		<b>24.190</b>	147	<b>194</b>

<b>8 Jannes Fittje, DEU ,</b>									<b>theoretical besttime: 1:34.037</b>								
1	2:16.290	1:25.448		24.615		26.227	145		8	1:36.223	49.384		21.905		24.934	145	188
2	1:37.417	49.628		22.132		25.657	142	189	9	1:35.248	49.037		21.414		<b>24.797</b>	147	189
3	1:36.227	48.948		21.745		25.534	143	189	10	1:35.004	48.485		21.499		25.020	144	190
4	1:35.950	48.568		22.211		25.171	145	189	11	1:34.539	48.319		21.339		24.881	146	189
5	1:34.983	48.351		21.597		25.035	<b>147</b>	190	12	1:34.652	48.569		<b>21.250</b>		24.833	145	190
6	1:43.350	48.334		21.444		33.572		<b>191</b>	<b>13</b>	<b>1:34.159</b>	<b>47.990</b>		21.346		24.823	146	190
7	9:28.578	8:38.157		23.943		26.478	145										

<b>10 Michael Waldherr, DEU ,</b>									<b>theoretical besttime: 1:33.627</b>								
1	2:19.712	1:29.088		23.693		26.931	141		8	1:35.925	49.483		21.586		24.856	147	191
2	1:36.109	49.891		21.331		24.887	<b>149</b>	188	9	1:35.156	49.076		21.236		24.844	148	192
3	1:35.338	48.838		21.702		24.798	149	192	10	1:34.514	48.527		21.121		24.866	144	193
4	1:40.633	54.600		21.283		24.750	148	192	11	1:33.834	48.198		20.984		<b>24.652</b>	146	192
5	1:46.124	58.648		21.141		26.335	147	193	12	1:39.761	48.296		23.951		27.514	147	192
6	1:57.879	56.468		24.677		36.734		193	<b>13</b>	<b>1:33.674</b>	<b>48.165</b>		<b>20.810</b>		24.699	145	<b>194</b>
7	9:11.438	8:24.039		22.039		25.360	146										

<b>15 David Kolkmann, DEU ,</b>									<b>theoretical besttime: 1:34.369</b>								
1	2:24.171	1:34.286		23.542		26.343	141		8	1:36.881	49.696		22.010		25.175	146	189
2	1:38.475	50.892		22.097		25.486	142	185	9	1:35.418	48.790		21.648		24.980	<b>146</b>	189
3	1:39.294	50.244		22.875		26.175	146	187	10	1:35.620	48.841		21.556		25.223	145	189
4	1:36.088	49.129		21.683		25.276	143	189	11	1:35.052	48.644		21.454		24.954	146	<b>190</b>
5	1:36.963	49.534		21.874		25.555	142	186	<b>12</b>	<b>1:34.503</b>	48.448		<b>21.286</b>		<b>24.769</b>	145	189
6	1:42.384	49.403		22.426		30.555		186	13	1:34.804	<b>48.314</b>		21.504		24.986	145	189
7	9:34.834	8:46.106		23.268		25.460	146										

<b>20 Nikolaj Rogivue, CHE ,</b>									<b>theoretical besttime: 1:33.407</b>								
1	2:56.261	2:03.194		26.474		26.593	137		7	8:51.292	7:56.487		26.034		28.771	145	
2	1:39.734	52.260		22.582		24.892	146	160	8	1:36.000	49.295		21.903		24.802	<b>149</b>	189
3	1:45.189	57.492		22.737		24.960	147	189	9	1:34.680	48.805		21.365		24.510	148	192
4	1:53.980	1:05.505		23.647		24.828	148	190	<b>10</b>	<b>1:33.732</b>	<b>48.361</b>		21.179		<b>24.192</b>	147	<b>193</b>
5	1:35.827	49.228		21.826		24.773	148	191	11	1:49.541	59.731		23.272		26.538	148	191
6	1:49.448	53.807		23.560		32.081		192	12	1:33.910	48.600		<b>20.854</b>		24.456	146	193



# ADAC Formel 4

## Lap analysis Qualifying Group B



Provisional

**DMSB** Reg. Nr.: 222/2015



Sachsenring, Length: 3645 m  
 Air temperature: 17.3°C  
 Track temperature: 18.6°C  
 Weather condition: Wet

Friday 28.8.2015 16:00

Lap	Time	SE1	SP1	SE2	SP2	SE3	SP3	TSP	Lap	Time	SE1	SP1	SE2	SP2	SE3	SP3	TSP
<b>21</b>	Michelle Halder, DEU ,								<b>theoretical besttime: 1:36.503</b>								
1	2:20.011	1:27.100		24.951		27.960	143		7	9:23.627	8:34.615		23.007		26.005	146	
2	1:41.871	51.982		23.352		26.537	145	186	8	1:38.452	50.339		22.466		25.647	146	189
3	1:39.756	50.743		22.793		26.220	146	187	9	1:39.074	50.195		22.465		26.414	145	<b>190</b>
4	1:39.711	51.290		22.419		26.002	146	187	10	1:39.038	50.941		22.241		25.856	145	189
5	1:38.767	50.508		22.217		26.042	146	188	11	1:38.022	50.075		22.343		25.604	<b>148</b>	189
6	1:51.515	50.465		25.015		36.035		189	<b>12</b>	<b>1:36.503</b>	<b>49.141</b>		<b>21.919</b>		<b>25.443</b>	147	190

<b>26</b>	Harrison Newey, GBR ,								<b>theoretical besttime: 1:33.169</b>								
1	1:47.981	1:00.553		22.000		25.428	147		8	1:33.796	48.006		21.159		24.631	147	189
2	1:35.204	49.070		21.373		24.761	<b>148</b>	188	9	1:33.780	47.981		21.005		24.794	143	190
3	1:34.283	48.399		21.152		24.732	147	189	10	1:34.036	48.046		21.188		24.802	147	189
4	1:33.789	48.001		20.993		24.795	147	189	11	1:34.116	47.903		21.253		24.960	145	189
5	1:57.710	47.965		28.334		41.411	147	190	12	1:41.445	48.384		28.078		24.983	147	190
6	1:40.592	<b>47.661</b>		21.239		31.692		190	<b>13</b>	<b>1:33.622</b>	48.114		<b>20.921</b>		<b>24.587</b>	145	<b>191</b>
7	9:33.908	8:43.092		21.676		29.140	147										

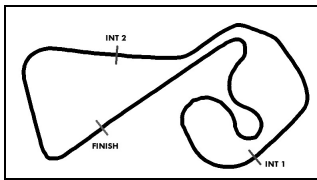
<b>27</b>	Marvin Dienst, DEU ,								<b>theoretical besttime: 1:31.838</b>								
1	2:02.413	1:15.144		21.998		25.271	147		7	10:37.806	9:51.613		21.441		24.752	150	
2	1:34.329	47.988		21.530		24.811	150	191	8	1:32.558	47.218		20.751		24.589	150	192
3	1:33.975	47.747		21.421		24.807	151	193	9	1:32.096	47.074		20.694		24.328	150	193
4	1:41.283	47.943		21.654		31.686	150	193	10	1:45.434	47.343		29.005		29.086	149	193
5	1:33.358	47.456		21.143		24.759	<b>151</b>	194	11	1:32.327	47.227		20.645		24.455	150	193
6	1:39.159	47.547		21.655		29.957		<b>194</b>	<b>12</b>	<b>1:31.838</b>	<b>47.034</b>		<b>20.604</b>		<b>24.200</b>	150	194

<b>30</b>	Jason Kremer, DEU ,								<b>theoretical besttime: 1:32.706</b>								
1	1:50.284	1:03.400		21.994		24.890	147		7	7:51.849	7:00.218		22.611		29.020		189
2	1:34.621	48.627		21.351		24.643	149	187	8	5:08.586	4:22.749		21.303		24.534	147	
3	1:34.047	48.178		21.341		24.528	148	190	9	1:33.324	47.789		21.057		24.478	148	189
4	1:33.732	48.019		21.141		24.572	148	190	10	1:33.289	<b>47.576</b>		21.244		24.469	147	189
5	1:37.413	49.383		22.616		25.414	<b>150</b>	<b>191</b>	11	1:33.241	47.774		20.905		24.562	147	190
6	1:33.771	47.624		21.234		24.913	146	190	<b>12</b>	<b>1:32.820</b>	47.690		<b>20.782</b>		<b>24.348</b>	148	189

<b>34</b>	Toni Wolf, DEU ,								<b>theoretical besttime: 1:34.567</b>								
1	2:40.005	1:48.676		24.120		27.209	144		7	9:24.853	8:32.332		24.181		28.340	148	
2	1:38.104	50.552		21.959		25.593	147	188	8	1:35.553	49.044		21.653		24.856	<b>149</b>	192
3	1:36.490	49.555		21.747		25.188	147	193	9	1:35.772	49.161		21.610		25.001	148	192
4	1:36.318	49.584		21.786		24.948	148	190	10	1:36.355	49.476		21.754		25.125	149	<b>193</b>
5	1:36.114	49.546		21.692		24.876	149	191	11	1:35.118	48.877		21.306		24.935	145	192
6	1:50.014	49.349		24.035		36.630		192	<b>12</b>	<b>1:34.567</b>	<b>48.678</b>		<b>21.164</b>		<b>24.725</b>	149	190

<b>35</b>	Carrie Schreiner, DEU ,								<b>theoretical besttime: 1:37.313</b>								
1	2:33.344	1:38.269		25.387		29.688	145		7	9:14.450	8:22.947		24.193		27.310	<b>148</b>	
2	1:44.483	53.411		23.899		27.173	145	187	8	1:40.309	51.480		22.775		26.054	148	191
3	1:41.873	52.002		23.467		26.404	147	188	9	1:38.677	50.484		22.473		25.720	147	191
4	1:40.500	51.401		23.079		26.020	146	188	10	1:38.235	50.532		22.110		25.593	147	191
5	1:39.714	51.026		22.847		25.841	146	189	11	1:37.790	50.087		22.286		<b>25.417</b>	147	<b>192</b>
6	1:48.527	52.575		24.630		31.322		190	<b>12</b>	<b>1:37.404</b>	<b>49.858</b>		<b>22.038</b>		25.508	145	191

<b>36</b>	Joey Mawson, AUS ,								<b>theoretical besttime: 1:32.441</b>								
1	1:39.657	52.135		21.977		25.545	144		8	8:44.512	7:53.326		21.741		29.445	122	
2	1:35.763	48.755		21.948		25.060	145	187	9	1:34.657	48.982		21.057		24.618	147	182
3	1:34.427	48.123		21.335		24.969	147	189	10	1:33.577	48.089		20.996		24.492	147	191
4	1:34.331	47.915		21.306		25.110	148	190	11	1:33.264	47.596		20.925		24.743	146	191
5	1:34.006	47.945		21.235		24.826	148	191	12	1:32.796	47.698		<b>20.603</b>		24.495	<b>148</b>	191
6	1:34.035	47.899		21.157		24.979	142	190	<b>13</b>	<b>1:32.475</b>	47.424		20.633		<b>24.418</b>	147	192
7	1:48.047	52.158		22.628		33.261		189	14	1:32.962	<b>47.420</b>		20.827		24.715	145	<b>192</b>



# ADAC Formel 4

## Lap analysis Qualifying Group B



Provisional

**DMSB** Reg. Nr.: 222/2015

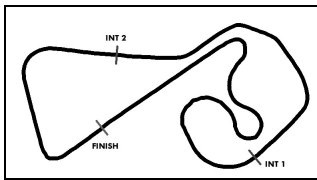


Sachsenring, Length: 3645 m  
 Air temperature: 17.3°C  
 Track temperature: 18.6°C  
 Weather condition: Wet

Friday 28.8.2015 16:00

Lap	Time	SE1	SP1	SE2	SP2	SE3	SP3	TSP	Lap	Time	SE1	SP1	SE2	SP2	SE3	SP3	TSP
<b>38</b>	Luca Engstler, DEU ,								<b>theoretical besttime: 1:34.714</b>								
1	2:06.898	1:17.927		23.039		25.932	142		8	1:37.128	49.542		22.014		25.572	145	191
2	1:38.531	49.933		22.682		25.916	144	186	9	1:36.000	49.120		21.780		25.100	148	188
3	1:37.639	49.620		22.416		25.603	146	188	10	1:35.605	48.846		21.553		25.206	146	<b>191</b>
4	1:36.857	49.273		22.261		25.323	147	191	<b>11</b>	<b>1:35.118</b>	<b>48.417</b>		21.574		25.127	<b>148</b>	191
5	1:36.489	49.261		22.002		25.226	147	189	12	1:35.507	49.210		<b>21.395</b>		<b>24.902</b>	146	191
6	5:08.382	4:14.548		23.581		30.253		189	13	1:38.764	50.625		22.053		26.086	143	184
7	6:28.369	5:40.138		22.625		25.606	146										

Lap	Time	SE1	SP1	SE2	SP2	SE3	SP3	TSP	Lap	Time	SE1	SP1	SE2	SP2	SE3	SP3	TSP
<b>77</b>	Job Van Uitert, NLD ,								<b>theoretical besttime: 1:34.469</b>								
1	1:53.490	1:05.065		22.759		25.666	146		8	1:35.540	48.874		21.761		24.905	147	188
2	1:38.381	50.471		22.264		25.646	145	189	9	1:34.745	48.528		<b>21.394</b>		24.823	147	189
3	1:37.065	49.773		21.922		25.370	140	187	10	1:35.326	48.587		21.612		25.127	147	189
4	1:36.379	49.518		21.719		25.142	146	187	11	1:34.926	48.445		21.478		25.003	<b>148</b>	189
5	1:37.771	49.366		22.947		25.458	147	189	<b>12</b>	<b>1:34.680</b>	<b>48.408</b>		21.493		24.779	147	189
6	1:42.919	49.334		22.029		31.556		190	13	1:35.507	49.198		21.500		24.809	147	<b>190</b>
7	9:32.064	8:45.824		21.573		<b>24.667</b>	147										



# ADAC Formel 4

## Vmax list Qualifying Group B



Provisional

**DMSB** Reg. Nr.: 222/2015

Friday 28.8.2015 16:00



Sachsenring, Length: 3645 m  
Air temperature: 17.2°C  
Track temperature: 18.6°C  
Weather condition: Wet

Nr	Team, Car, Driver, Nat	Top speed
27	HTP Juniorteam, ADAC Formel 4 powered by Abarth Dienst Marvin , DEU	194,42 km/h
10	Motopark, ADAC Formel 4 powered by Abarth Waldherr Michael , DEU	194,24 km/h
6	Mücke-Motorsport, ADAC Formel 4 powered by Abarth Ortmann Mike David , DEU	194,14 km/h
5	Mücke-Motorsport, ADAC Formel 4 powered by Abarth Beckmann David , DEU	193,97 km/h
20	Nikolaj Rogivue, ADAC Formel 4 powered by Abarth Rogivue Nikolaj , CHE	192,86 km/h
34	Toni Wolf, ADAC Formel 4 powered by Abarth Wolf Toni , DEU	192,79 km/h
36	Van Amersfoort Racing, ADAC Formel 4 powered by Abartt Mawson Joey , AUS	192,03 km/h
35	HTP Juniorteam, ADAC Formel 4 powered by Abarth Schreiner Carrie , DEU	191,83 km/h
8	Motopark, ADAC Formel 4 powered by Abarth Fittje Jannes , DEU	191,32 km/h
26	Van Amersfoort Racing, ADAC Formel 4 powered by Abartt Newey Harrison , GBR	190,85 km/h
38	Liqui Moly Team Engstler, ADAC Formel 4 powered by Aba Engstler Luca , DEU	190,85 km/h
30	Team Timo Scheider, ADAC Formel 4 powered by Abarth Kremer Jason , DEU	190,68 km/h
15	Jenzer Motorsport, ADAC Formel 4 powered by Abarth Kolkmann David , DEU	189,64 km/h
77	Provily Racing, ADAC Formel 4 powered by Abarth Van Uitert Job , NLD	189,64 km/h
21	Liqui Moly Team Engstler, ADAC Formel 4 powered by Aba Halder Michelle , DEU	189,57 km/h