



ADAC Formel 4

Result List Qualifying Group A



Provisional

DMSB Reg. Nr.: 222/2015



Sachsenring, Length: 3645 m
Air temperature: 16.9°C
Track temperature: 18.2°C
Weather condition: Wet

Friday 28.8.2015 15:35

started : 16 classified : 16 not classified : 0

#	Competitor	Sponsor	Lap	Best Time	Gap	Diff	Kph	Day Time
Cl.	Drivers	Car						
1	7 Motopark J.Eriksson(SWE)	ADAC Formel 4 powered by Abarth	14	1:33.605			140,2	16:07:32
2	2 Neuhauser Racing T.Zimmermann(DEU)	ADAC Formel 4 powered by Abarth	13	1:33.607	0.002	0.002	140,2	16:07:15
3	1 Neuhauser Racing K.Schramm(DEU)	ADAC Formel 4 powered by Abarth	7	1:33.721	0.116	0.114	140,0	15:51:01
4	16 Jenzer Motorsport GmbH M.Böckmann(DEU)	ADAC Formel 4 powered by Abarth	14	1:33.993	0.388	0.272	139,6	16:07:26
5	28 HTP Juniorteam J.Esmeijer(NLD)	ADAC Formel 4 powered by Abarth	8	1:34.143	0.538	0.150	139,4	15:59:25
6	25 Van Amersfoort Racing R M.Schumacher(DEU)	ADAC Formel 4 powered by Abarth	14	1:34.270	0.665	0.127	139,2	16:07:19
7	4 ADAC Berlin-Brandenburg e.V. R.Shwartzman(RUS)	ADAC Formel 4 powered by Abarth	7	1:34.359	0.754	0.089	139,1	15:50:17
8	9 Motopark R J.Cecotto(VEN)	ADAC Formel 4 powered by Abarth	14	1:34.362	0.757	0.003	139,1	16:07:45
9	41 Jenzer Motorsport R N.Rindlisbacher(CHE)	ADAC Formel 4 powered by Abarth	14	1:34.484	0.879	0.122	138,9	16:07:50
10	18 Race Performance G.Maggi(CHE)	ADAC Formel 4 powered by Abarth	11	1:35.025	1.420	0.541	138,1	15:59:27
11	14 Jenzer Motorsport GmbH M.Müller-Crepon(DEU)	ADAC Formel 4 powered by Abarth	8	1:35.692	2.087	0.667	137,1	15:52:31
12	33 RS-Competition J.Jonck(DNK)	ADAC Formel 4 powered by Abarth	8	1:35.886	2.281	0.194	136,9	15:51:57
13	13 Team piroports C.Piro(DEU)	ADAC Formel 4 powered by Abarth	14	1:36.411	2.806	0.525	136,1	16:07:53
14	31 ADAC Berlin-Brandenburg e.V. R Y.Shlom(RUS)	ADAC Formel 4 powered by Abarth	8	1:36.622	3.017	0.211	135,8	15:52:03
15	3 ADAC Berlin-Brandenburg e.V. R B.Mazatis(DEU)	ADAC Formel 4 powered by Abarth	8	1:36.880	3.275	0.258	135,4	15:52:07
16	55 Race Performance R M.Niederhauser(CHE)	ADAC Formel 4 powered by Abarth	8	1:40.977	7.372	4.097	130,0	15:52:23

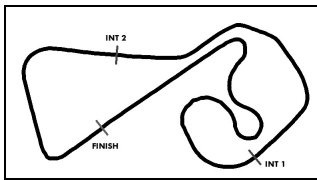
Qualifying Time: 1:42.965 Percent: 110%

Following stewards decision no. 5 cancellation of all lap times till 15:40 for car no. 28 because car was not in compliance with technical regulations in this time
Subject to final scrutineering!

Publications Time:

Clerk of the course:

Time Keeping:



ADAC Formel 4

Result List Qualifying 2nd best Gr. A



Provisional

DMSB Reg. Nr.: 222/2015



Sachsenring, Length: 3645 m
Air temperature: 16.9°C
Track temperature: 18.3°C
Weather condition: Dry

Friday 28.8.2015 15:35

started : 16 classified : 16 not classified : 0

	Drivers	Competitor	Car	Lap	Best Time	Gap	Diff	Kph	Day Time
1	7 J.Eriksson	Motopark	ADAC Formel 4 powered by Aba	8	1:33.952			139,7	15:52:24
2	1 K.Schramm	Neuhauser Racing	ADAC Formel 4 powered by Aba	8	1:34.013	0.061	0.061	139,6	15:52:35
3	2 T.Zimmermann	Neuhauser Racing	ADAC Formel 4 powered by Aba	8	1:34.336	0.323	0.384	139,1	15:53:02
4	4 R.Shwartzman	ADAC Berlin-Brandenburg e.V.	ADAC Formel 4 powered by Aba	8	1:34.360	0.024	0.408	139,1	15:51:52
5	25 M.Schumacher	Van Amersfoort Racing	ADAC Formel 4 powered by Aba	11	1:34.512	0.152	0.560	138,8	15:59:15
6	16 M.Böckmann	Jenzer Motorsport GmbH	ADAC Formel 4 powered by Aba	11	1:34.663	0.151	0.711	138,6	15:59:19
7	41 N.Rindlisbacher	Jenzer Motorsport	ADAC Formel 4 powered by Aba	7	1:34.739	0.076	0.787	138,5	15:50:59
8	28 J.Esmeijer	HTP Juniorteam	ADAC Formel 4 powered by Aba	11	1:34.784	0.045	0.832	138,4	16:07:35
9	9 J.Cecotto	Motopark	ADAC Formel 4 powered by Aba	7	1:34.913	0.129	0.961	138,3	15:50:38
10	18 G.Maggi	Race Performance	ADAC Formel 4 powered by Aba	7	1:35.634	0.721	1.682	137,2	15:50:22
11	14 M.Müller-Crepon	Jenzer Motorsport GmbH	ADAC Formel 4 powered by Aba	7	1:35.971	0.337	2.019	136,7	15:50:56
12	33 J.Jonck	RS-Competition	ADAC Formel 4 powered by Aba	11	1:36.194	0.223	2.242	136,4	15:59:18
13	31 Y.Shlom	ADAC Berlin-Brandenburg e.V.	ADAC Formel 4 powered by Aba	11	1:36.702	0.508	2.750	135,7	15:59:33
14	13 C.Piro	Team piroports	ADAC Formel 4 powered by Aba	7	1:36.976	0.274	3.024	135,3	15:51:19
15	3 B.Mazatis	ADAC Berlin-Brandenburg e.V.	ADAC Formel 4 powered by Aba	7	1:37.245	0.269	3.293	134,9	15:50:30
16	55 M.Niederhauser	Race Performance	ADAC Formel 4 powered by Aba	7	1:41.927	4.682	7.975	128,7	15:50:42

Following stewards decision no. 5 cancellation of all lap times till 15:40 for car no. 28 because car was not in compliance with technical regulations in this time

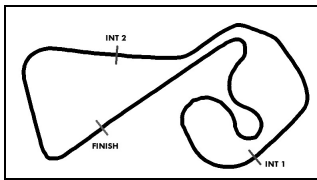
Qualifying Time: 1:43.347 Percent: 110%

Subject to final scrutineering!

Publications Time:

Clerk of the course:

Time Keeping:



ADAC Formel 4

Lap analysis Qualifying Group A



Provisional

DMSB Reg. Nr.: 222/2015

Friday 28.8.2015 15:35



Sachsenring, Length: 3645 m
 Air temperature: 16.8°C
 Track temperature: 18.2°C
 Weather condition: Wet

Lap	Time	SE1	SP1	SE2	SP2	SE3	SP3	TSP	Lap	Time	SE1	SP1	SE2	SP2	SE3	SP3	TSP
1	Kim Luis Schramm, DEU ,								theoretical besttime: 1:33.489								
1	2:48.364	1:58.546		23.557		26.261	143		8	1:34.013	47.916		21.246		24.851	146	189
2	1:38.291	51.692		21.533		25.066	145	154	9	1:46.156	49.987		24.352		31.817		190
3	1:35.108	48.240		21.528		25.340	145	187	10	4:03.955	3:17.705		21.470		24.780	146	
4	1:34.833	48.265		21.410		25.158	146	187	11	1:40.258	47.833		21.078		31.347		189
5	1:52.186	55.477		23.169		33.540		188	12	5:30.105	4:44.143		21.336		24.626	145	
6	4:58.922	4:11.291		22.221		25.410	148		13	1:34.123	47.872		21.267		24.984	145	188
7	1:33.721	47.785		21.109		24.827	146	189									

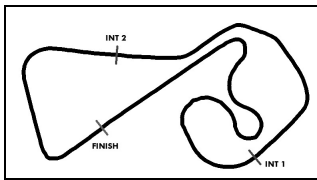
2	Tim Zimmermann, DEU ,								theoretical besttime: 1:33.607								
1	2:46.153	1:55.388		23.754		27.011	146		8	1:34.336	48.050		21.421		24.865	146	189
2	1:38.457	50.730		22.184		25.543	147	162	9	1:47.965	52.172		24.320		31.473		189
3	1:36.201	49.036		21.913		25.252	147	187	10	3:37.873	2:51.072		21.443		25.358	148	
4	1:35.101	48.498		21.431		25.172	146	188	11	1:42.568	47.808		21.199		33.561		191
5	1:51.109	53.908		23.581		33.620		188	12	5:30.639	4:44.384		21.499		24.756	148	
6	5:27.013	4:36.174		21.801		29.038	147		13	1:33.607	47.701		21.183		24.723	148	190
7	1:34.412	48.165		21.431		24.816	148	189									

3	Benjamin Mazatis, DEU ,								theoretical besttime: 1:36.407								
1	1:53.173	1:03.008		24.103		26.062	147		8	1:36.880	49.427		22.085		25.368	149	191
2	1:40.437	51.090		23.745		25.602	148	188	9	1:46.886	49.191		22.433		35.262		190
3	1:38.668	50.173		22.860		25.635	148	190	10	4:05.093	3:16.241		23.179		25.673	147	
4	1:37.718	50.135		22.224		25.359	145	191	11	1:37.379	49.600		22.131		25.648	147	190
5	1:49.859	49.712		23.579		36.568		191	12	2:20.917	51.504		32.741		56.672		190
6	5:13.801	4:25.542		22.678		25.581	144		13	4:17.811	3:29.785		22.605		25.421	147	
7	1:37.245	49.877		22.237		25.131	147	189	14	1:58.510	1:07.357		24.184		26.969	144	190

4	Robert Shwartzman, RUS ,								theoretical besttime: 1:33.975								
1	1:42.912	55.501		22.179		25.232	144		8	1:34.360	48.408		21.327		24.625	146	190
2	1:36.237	49.486		21.736		25.015	147	188	9	1:37.738	48.183		21.167		28.388		191
3	1:35.715	49.304		21.586		24.825	146	190	10	4:47.396	3:52.294		22.700		32.402	145	
4	1:34.954	48.634		21.390		24.930	145	190	11	1:36.260	49.339		21.842		25.079	145	191
5	1:39.024	48.529		21.203		29.292		190	12	2:13.368	52.160		25.098		56.110		182
6	5:34.588	4:48.326		21.439		24.823	146		13	4:13.042	3:25.294		21.964		25.784	147	
7	1:34.359	48.314		21.404		24.641	146	190									

7	Joel Eriksson, SWE ,								theoretical besttime: 1:33.471								
1	1:43.422	55.910		22.214		25.298	147		8	1:33.952	48.256		21.151		24.545	146	192
2	1:38.921	49.195		22.097		27.629	145	190	9	1:52.706	49.041		26.600		37.065		192
3	1:35.178	48.542		21.496		25.140	145	188	10	3:30.296	2:41.589		21.633		27.074	149	
4	1:34.839	48.527		21.306		25.006	145	189	11	1:34.193	48.081		21.279		24.833	145	193
5	1:45.278	48.340		21.374		35.564		191	12	2:25.284	55.563		39.202		50.519		192
6	5:56.410	5:08.127		22.468		25.815	141		13	4:11.689	3:25.341		21.412		24.936	150	
7	1:36.783	49.923		21.552		25.308	151	165	14	1:33.605	47.900		21.026		24.679	144	193

9	Jonathan Cecotto, VEN ,								theoretical besttime: 1:34.145								
1	2:04.416	1:13.743		23.225		27.448	144		8	1:35.716	48.156		22.425		25.135	146	190
2	1:36.654	49.343		22.139		25.172	145	188	9	1:45.247	48.529		23.257		33.461		191
3	1:35.957	48.986		21.861		25.110	147	188	10	3:53.929	3:07.146		21.839		24.944	148	
4	1:35.862	48.722		21.825		25.315	149	191	11	1:39.118	48.702		23.275		27.141	148	194
5	1:49.052	48.757		23.315		36.980		191	12	2:19.688	49.702		36.908		53.078		193
6	5:21.877	4:34.762		21.776		25.339	147		13	4:18.412	3:32.067		21.675		24.670	146	
7	1:34.913	48.503		21.398		25.012	148	191	14	1:34.362	48.077		21.532		24.753	149	191



ADAC Formel 4

Lap analysis Qualifying Group A



Provisional

DMSB Reg. Nr.: 222/2015

Friday 28.8.2015 15:35



Sachsenring, Length: 3645 m
 Air temperature: 16.8°C
 Track temperature: 18.2°C
 Weather condition: Wet

Lap	Time	SE1	SP1	SE2	SP2	SE3	SP3	TSP	Lap	Time	SE1	SP1	SE2	SP2	SE3	SP3	TSP
13	Cedric Piro, DEU ,								theoretical besttime: 1:36.116								
1	1:53.596	1:03.540		23.958		26.098	145		8	1:37.173	50.240		21.983		24.950	145	189
2	1:41.855	51.034		23.902		26.919	146	189	9	1:51.616	53.807		26.216		31.593		190
3	1:37.383	49.687		22.381		25.315	146	190	10	3:12.965	2:24.295		22.599		26.071	146	
4	1:43.178	50.225		24.618		28.335	146	191	11	1:37.231	49.859		22.033		25.339	147	191
5	1:53.413	52.274		24.087		37.052		190	12	2:21.310	51.313		32.526		57.471		191
6	5:52.691	5:04.922		22.357		25.412	145		13	4:18.142	3:29.052		22.794		26.296	147	
7	1:36.976	49.894		22.085		24.997	145	189	14	1:36.411	49.261		21.905		25.245	147	192

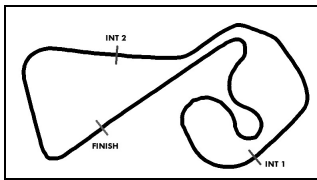
14	Moritz Müller-Crepon, DEU ,								theoretical besttime: 1:35.567								
1	2:13.788	1:24.081		23.580		26.127	146		8	1:35.692	48.771		21.855		25.066	144	187
2	1:36.975	49.552		22.113		25.310	143	184	9	1:46.923	51.336		24.810		30.777		187
3	1:36.652	49.537		21.791		25.324	147	187	10	3:43.258	2:55.992		21.823		25.443	143	
4	1:36.056	49.050		21.741		25.265	146	189	11	5:06.460	49.038		22.001		3:55.421		188
5	4:36.515	3:44.675		22.431		29.409		187	12	3:11.933	2:24.295		21.978		25.660	147	
6	2:40.156	1:52.961		21.978		25.217	143		13	1:36.599	49.583		21.951		25.065	138	190
7	1:35.971	48.960		21.956		25.055	146	187									

16	Marek Böckmann, DEU ,								theoretical besttime: 1:33.993								
1	2:06.599	1:16.793		23.113		26.693	147		8	1:35.705	49.340		21.394		24.971	148	190
2	1:36.564	49.215		21.939		25.410	145	188	9	1:42.522	48.430		22.999		31.093		190
3	1:35.385	48.872		21.495		25.018	148	188	10	3:41.688	2:55.286		21.404		24.998	147	
4	1:35.234	48.866		21.431		24.937	149	190	11	1:34.663	48.468		21.324		24.871	150	189
5	1:49.500	48.779		23.345		37.376		189	12	2:25.662	54.818		40.461		50.383		191
6	5:26.361	4:37.907		21.329		27.125	147		13	4:08.002	3:20.022		22.769		25.211	146	
7	1:35.031	48.788		21.431		24.812	147	190	14	1:33.993	48.334		20.999		24.660	148	190

18	Giorgio Maggi, CHE ,								theoretical besttime: 1:35.025								
1	1:51.235	1:03.212		22.874		25.149	145		8	1:35.641	49.247		21.611		24.783	148	192
2	1:36.919	49.757		22.199		24.963	144	189	9	1:43.651	49.914		22.342		31.395		192
3	1:37.220	49.839		21.938		25.443	148	189	10	4:11.119	3:23.078		23.096		24.945	149	
4	1:38.017	50.533		22.384		25.100	146	190	11	1:35.025	48.980		21.307		24.738	148	191
5	1:48.995	49.117		21.991		37.887		188	12	2:22.835	51.670		38.992		52.173		193
6	5:14.506	4:27.777		21.714		25.015	148		13	4:12.285	3:25.627		21.818		24.840	145	
7	1:35.634	49.049		21.614		24.971	148	191	14	1:35.777	49.099		21.723		24.955	149	191

25	Mick Schumacher, DEU ,								theoretical besttime: 1:34.126								
1	1:48.464	1:01.160		21.836		25.468	147		8	1:35.265	48.588		21.547		25.130	144	191
2	1:38.036	49.947		22.274		25.815	147	189	9	1:51.068	52.547		22.983		35.538		189
3	1:37.414	49.644		22.366		25.404	149	190	10	3:50.611	3:04.000		21.806		24.805	148	
4	1:35.395	48.704		21.511		25.180	149	190	11	1:34.512	48.335		21.189		24.988	148	190
5	1:51.258	48.676		22.314		40.268		190	12	2:26.062	57.231		40.702		48.129		190
6	5:17.757	4:30.819		21.797		25.141	148		13	4:03.744	3:15.633		21.543		26.568	149	
7	1:35.328	48.737		21.545		25.046	148	191	14	1:34.270	48.211		21.110		24.949	146	191

28	Janneau Esmeijer, NLD ,								theoretical besttime: 1:34.096								
	2:32.995	1:43.604	-	23.812	-	25.579	146	-	6	1:44.049	50.792		22.657		30.600		191
	1:39.830	49.234	-	21.942	-	26.654	-	188	7	3:17.194	2:25.637		22.228		29.329	148	
1	2:58.521	2:11.858		21.750		24.913	148		8	1:34.143	48.068		21.443		24.632	134	192
2	1:44.555	49.490		23.351		31.714		191	9	2:23.008	53.196		39.063		50.749		188
3	5:44.167	4:56.985		22.141		25.041	147		10	4:12.277	3:25.050		22.167		25.060	149	
4	1:35.372	48.871		21.704		24.797	148	191	11	1:34.784	48.327		21.589		24.868	139	193
5	1:34.898	48.763		21.550		24.585	146	191									



ADAC Formel 4

Lap analysis Qualifying Group A



Provisional

DMSB Reg. Nr.: 222/2015

Friday 28.8.2015 15:35



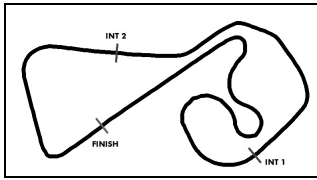
Sachsenring, Length: 3645 m
 Air temperature: 16.8°C
 Track temperature: 18.2°C
 Weather condition: Wet

Lap	Time	SE1	SP1	SE2	SP2	SE3	SP3	TSP	Lap	Time	SE1	SP1	SE2	SP2	SE3	SP3	TSP
31	Yan Leon Shlom, RUS ,								theoretical besttime: 1:36.453								
1	1:46.065	56.776		23.281		26.008	142		8	1:36.622	49.808		21.716		25.098	147	189
2	1:39.115	51.226		22.368		25.521	144	185	9	1:48.092	49.955		22.271		35.866		190
3	1:39.793	50.819		23.296		25.678	147	187	10	4:05.769	3:17.877		22.290		25.602	147	
4	1:39.461	50.795		23.143		25.523	145	190	11	1:36.702	49.705		21.965		25.032	148	189
5	1:49.421	50.625		22.471		36.325		188	12	2:20.607	50.601		36.030		53.976		190
6	5:15.915	4:28.335		22.233		25.347	148		13	4:35.692	3:31.862		21.875		41.955	144	
7	1:37.085	49.886		21.888		25.311	147	189									

33	Jan Jonck, DNK ,								theoretical besttime: 1:35.646								
1	1:46.719	58.221		22.318		26.180	147		8	1:35.886	49.073		21.775		25.038	148	190
2	1:40.456	51.071		22.629		26.756	146	188	9	1:42.178	49.199		21.705		31.274		190
3	1:39.531	51.760		22.113		25.658	148	188	10	4:02.422	3:14.957		22.139		25.326	148	
4	1:38.094	50.047		22.354		25.693	148	190	11	1:36.194	49.467		21.573		25.154	148	191
5	1:51.856	50.523		22.920		38.413		190	12	2:24.765	55.051		40.571		49.143		191
6	5:08.526	4:21.301		21.925		25.300	146		13	4:02.918	3:16.092		21.535		25.291	149	
7	1:36.459	49.269		21.815		25.375	148	189	14	1:36.519	49.323		21.755		25.441	147	190

41	Nico Rindlisbacher, CHE ,								theoretical besttime: 1:34.260								
1	2:08.711	1:19.943		22.808		25.960	145		8	1:34.902	48.273		21.605		25.024	145	187
2	1:36.965	49.935		21.992		25.038	146	186	9	1:50.572	52.395		24.651		33.526		188
3	1:35.966	49.124		21.681		25.161	146	188	10	3:38.600	2:46.515		22.801		29.284	144	
4	1:36.128	49.194		21.721		25.213	146	187	11	1:35.450	48.566		21.536		25.348	146	188
5	1:49.050	48.772		24.464		35.814		188	12	2:23.010	54.066		30.259		58.685		188
6	5:37.877	4:51.057		21.779		25.041	146		13	4:14.621	3:27.536		22.050		25.035	147	
7	1:34.739	48.375		21.454		24.910	147	188	14	1:34.484	48.497		21.201		24.786	146	188

55	Marylin Niederhauser, CHE ,								theoretical besttime: 1:40.969								
1	2:19.792	1:22.929		27.745		29.118	140		8	1:40.977	51.796		23.198		25.983	145	189
2	1:45.452	53.435		24.518		27.499	140	186	9	3:43.342	2:43.755		26.323		33.264		189
3	1:43.764	52.698		24.124		26.942	141	186	10	2:02.654	1:11.714		24.148		26.792	142	
4	1:43.413	52.425		24.318		26.670	142	186	11	1:42.353	52.408		23.397		26.548	143	188
5	1:52.715	54.306		25.838		32.571		186	12	2:13.316	53.474		24.673		55.169		188
6	4:35.504	3:44.263		24.534		26.707	143		13	4:21.118	3:29.673		24.394		27.051	144	
7	1:41.927	52.174		23.510		26.243	145	188	14	1:43.398	53.497		23.926		25.975	145	189



ADAC Formel 4

Vmax list Qualifying Group A



Provisional

DMSB Reg. Nr.: 222/2015

Friday 28.8.2015 15:35



Sachsenring, Length: 3645 m
Air temperature: 16.8°C
Track temperature: 18.2°C
Weather condition: Wet

Nr	Team, Car, Driver, Nat	Top speed
9	Motopark, ADAC Formel 4 powered by Abarth Cecotto Jonathan , VEN	193,76 km/h
18	Race Performance, ADAC Formel 4 powered by Abarth Maggi Giorgio , CHE	193,27 km/h
28	HTP Juniorteam, ADAC Formel 4 powered by Abarth Esmeijer Janneau , NLD	192,96 km/h
7	Motopark, ADAC Formel 4 powered by Abarth Eriksson Joel , SWE	192,93 km/h
4	Mücke-Motorsport, ADAC Formel 4 powered by Abarth Shwartzman Robert , RUS	192,58 km/h
13	Team piro sports, ADAC Formel 4 powered by Abarth Piro Cedric , DEU	191,73 km/h
16	Jenzer Motorsport, ADAC Formel 4 powered by Abarth Böckmann Marek , DEU	191,39 km/h
33	RS Competition, ADAC Formel 4 powered by Abarth Jonck Jan , DNK	191,22 km/h
3	Mücke-Motorsport, ADAC Formel 4 powered by Abarth Mazatis Benjamin , DEU	191,15 km/h
25	Van Amersfoort Racing, ADAC Formel 4 powered by Abarth Schumacher Mick , DEU	191,02 km/h
2	Neuhauser Racing Team, ADAC Formel 4 powered by Abarth Zimmermann Tim , DEU	190,54 km/h
31	Mücke-Motorsport, ADAC Formel 4 powered by Abarth Shlom Yan Leon , RUS	190,44 km/h
14	Jenzer Motorsport, ADAC Formel 4 powered by Abarth Müller-Crepon Moritz , DEU	190,38 km/h
1	Neuhauser Racing Team, ADAC Formel 4 powered by Abarth Schramm Kim Luis , DEU	189,54 km/h
55	Race Performance, ADAC Formel 4 powered by Abarth Niederhauser Marylin , CHE	188,68 km/h
41	Jenzer Motorsport, ADAC Formel 4 powered by Abarth Rindlisbacher Nico , CHE	188,38 km/h