



ADAC GT Masters

Results Free Practice 1



Provisional

DMSB Reg. Nr.: 223/2015

Sachsenring, Length: 3645 m

Air temperature: 15.9°C

Track temperature: 18.2°C

Weather condition: Wet

Friday 28.8.2015 13:45

started : 19 classified : 19 not classified : 0

	Drivers	Team	Car	Lap	Best Time	Gap	Diff	Kph	Day Time
1	1 S.Wackerbauer/K.van der Linde	C. Abt Racing	Audi R8 LMS ultra	10	1:34.108			139,4	14:07:52
2	24 F.Stoll/M.Basseng	kfzteile24 MS RACING	Audi R8 LMS ultra	14	1:34.388	0.280	0.280	139,0	14:13:24
3	2 J.Pepper/N.Thiim	C. Abt Racing	Audi R8 LMS ultra	5	1:34.409	0.301	0.021	139,0	13:55:46
4	3 A.Weishaupt(*G*)/C.Jöns	C. Abt Racing	Audi R8 LMS ultra	29	1:34.459	0.351	0.050	138,9	14:42:39
5	16 P.Geipel/R.Frey	YACO Racing	Audi R8 LMS ultra	11	1:34.918	0.810	0.459	138,2	14:09:05
6	42 H.Proczyk/A.Simonsen	HP Racing	Mercedes-Benz SLS AMG GT3	12	1:35.106	0.998	0.188	138,0	14:10:38
7	21 S.Asch/L.Ludwig	Team Zakspeed	Mercedes-Benz SLS AMG GT3	11	1:35.143	1.035	0.037	137,9	14:10:08
8	19 C.Hürtgen/U.Alzen	BMW Sports Trophy Team Schubert	BMW Z4 GT3	10	1:35.246	1.138	0.103	137,8	14:13:40
9	36 M.Ragginger/K.Bachler	Schütz Motorsport	Porsche 911 GT3 R	21	1:35.308	1.200	0.062	137,7	14:30:07
10	80 D.Baumann/J.Klingmann	BMW Sports Trophy Team Schubert	BMW Z4 GT3	9	1:35.485	1.377	0.177	137,4	14:05:12
11	100 D.Dobitsch/E.Sandström	kfzteile24 MS RACING	Audi R8 LMS ultra	11	1:35.523	1.415	0.038	137,4	14:08:00
12	12 L.Marionek/M.Paltala	Senkyr Motorsport	BMW Z4 GT3	15	1:35.620	1.512	0.097	137,2	14:18:55
13	7 L.Stolz/M.Buhk	Bentley Team HTP	Bentley Continental GT3	12	1:36.038	1.930	0.418	136,6	14:12:25
14	66 A.Wirth/D.Keilwitz	Callaway Competition	Corvette Z06.R GT3	14	1:36.076	1.968	0.038	136,6	14:15:22
15	8 C.Schmid/F.Hamprecht	Bentley Team HTP	Bentley Continental GT3	21	1:36.083	1.975	0.007	136,6	14:31:23
16	69 D.Alessi/P.Assenheimer	Callaway Competition	Corvette Z06.R GT3	11	1:36.746	2.638	0.663	135,6	14:06:31
17	22 F.Scholze(*G*)/D.Jöst(*G*)	MRS GT Racing	Nissan GT-R Nismo GT3	12	1:37.303	3.195	0.557	134,9	14:09:35
18	25 A.von Thurn und Taxis/T.Engel	Reiter Engineering	Lamborghini Gallardo R-EX	7	1:37.560	3.452	0.257	134,5	13:59:56
19	23 M.Gassner(*G*)/F.Strauss	MRS GT Racing	Nissan GT-R Nismo GT3	22	1:37.785	3.677	0.225	134,2	14:29:35

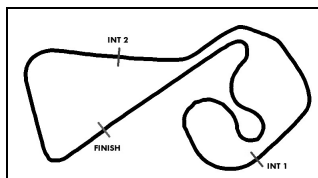
(*G*) marks the gentlemen driver

Subject to final scrutineering!

Publications Time:

Clerk of the course:

Time Keeping:



ADAC GT Masters

Lap analysis Free Practice 1

Provisional



Sachsenring, Length: 3645 m

Air temperature: 15.9°C

Track temperature: 18.2°C

Weather condition: Wet

DMSB Reg. Nr.: 223/2015

Friday 28.8.2015 13:45

Lap	Time	SE1	SP1	SE2	SP2	SE3	SP3	TSP	Lap	Time	SE1	SP1	SE2	SP2	SE3	SP3	TSP
6	1:37.718	49.922		22.322		25.474	154	211	21	1:36.957	49.345		22.059		25.553	153	211
7	1:37.533	49.758		22.356		25.419	155	211	22	1:36.555	49.225		22.117		25.213	157	210
8	1:37.371	49.746		22.252		25.373	154	211	23	1:37.239	49.326		22.231		25.682	154	212
9	1:41.529	50.114		22.361		29.054		210	24	1:37.422	49.081		23.146		25.195	154	211
10	8:20.206	7:32.901		22.164		25.141	153		25	1:36.341	49.095		21.979		25.267	155	210
11	1:36.644	49.408		22.059		25.177	157	210	26	1:40.660	49.091		24.917		26.652	155	210
12	1:36.038	49.030		21.889		25.119	157	212	27	1:36.723	48.893		22.467		25.363	155	211
13	1:37.149	49.115		22.832		25.202	156	212	28	1:36.060	48.841		22.144		25.075	155	212
14	1:40.370	49.496		22.251		28.623		212	29	1:36.517	49.291		22.014		25.212	155	212
15	5:08.044	4:15.022		25.818		27.204	151		30	1:41.067	49.499		22.077		29.491		211

8 Clemens Schmid, AUT/ Fabian Hamprecht, DEU

theoretical besttime: **1:35.604**

1	2:18.646	1:24.881		26.008		27.757	147		13	1:37.360	50.058		22.038		25.264	156	212
2	1:41.507	52.027		23.686		25.794	153	208	14	1:36.740	49.423		22.012		25.305	158	
3	1:39.219	51.115		22.637		25.467	154	211	15	1:39.768	49.177		22.484		28.107		212
4	1:38.516	49.981		22.954		25.581	154	211	16	3:59.672	3:10.652		23.282		25.738	154	
5	1:38.044	50.014		22.428		25.602	156	211	17	1:37.910	50.403		22.232		25.275	154	210
6	1:40.409	50.606		23.321		26.482	154	212	18	1:36.560	49.870		21.882		24.808	153	211
7	1:43.100	51.921		22.494		28.685		211	19	1:36.448	49.226		22.266		24.956	153	211
8	1:55.518	1:04.811		22.493		28.214			20	1:36.672	48.914		22.348		25.410	151	210
9	10:16.139	9:28.402		22.435		25.302	158		21	1:36.083	49.149		21.935		24.999	154	210
10	1:38.252	49.693		22.841		25.718	158	212	22	1:40.510	49.087		22.510		28.913		210
11	1:37.960	49.471		22.510		25.979	156	213	23	5:47.361	4:58.710		23.021		25.630	154	
12	1:38.677	49.961		23.093		25.623	157	211	24	1:49.683	50.613		25.761		33.309		211

12 Lennart Marionek, DEU/ Markus Palmtala, FIN

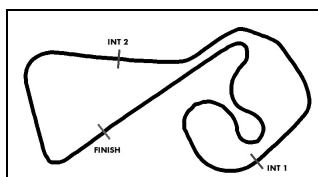
theoretical besttime: **1:35.350**

1	2:40.615	1:40.680		26.975		32.960			16	1:40.721	49.300		22.632		28.789		209
2	3:25.598	2:33.916		25.269		26.413	155		17	3:09.444	2:22.043		22.513		24.888	157	
3	1:41.399	52.006		23.620		25.773	156	199	18	1:35.908	48.851		22.126		24.931	155	208
4	1:39.030	50.843		22.894		25.293	158	207	19	1:37.335	49.637		22.585		25.113	158	207
5	1:37.287	49.749		22.276		25.262	157	209	20	1:41.988	50.908		22.900		28.180		207
6	1:36.539	49.370		22.078		25.091	157	209	21	3:35.458	2:45.219		23.470		26.769	156	
7	1:41.414	49.574		22.361		29.479		209	22	1:38.219	50.167		22.533		25.519	157	207
8	5:10.615	4:22.891		22.616		25.108	158		23	1:37.479	49.345		22.560		25.574	157	208
9	1:35.779	49.164		21.715		24.900	159	207	24	1:38.193	50.049		22.496		25.648	155	207
10	1:38.533	48.985		22.203		27.345	157	207	25	1:38.399	49.956		22.830		25.613	157	207
11	1:40.610	49.378		22.282		28.950		208	26	1:39.485	49.925		23.651		25.909	156	207
12	4:40.801	3:52.188		23.227		25.386	157		27	1:43.670	55.116		23.006		25.548	156	207
13	1:36.109	49.225		22.053		24.831	157	210	28	1:37.735	49.689		22.737		25.309	157	207
14	1:35.625	48.822		21.946		24.857	155	208	29	1:38.458	50.441		22.751		25.266	157	208
15	1:35.620	48.966		21.841		24.813	158	208	30	1:40.431	49.426		22.239		28.766		207

16 Philip Geipel, DEU/ Rahel Frey, CHE

theoretical besttime: **1:34.918**

1	2:32.571	1:42.062		24.204		26.305	157		16	1:37.849	49.743		22.899		25.207	164	210
2	1:38.840	50.826		22.303		25.711	158	210	17	1:36.759	49.175		22.541		25.043	159	213
3	1:37.186	49.751		21.974		25.461	161	210	18	1:36.452	48.896		22.485		25.071	158	213
4	1:36.415	49.381		21.874		25.160	160	211	19	1:36.391	48.805		22.410		25.176	157	212
5	1:36.340	49.678		21.658		25.004	161	211	20	1:45.801	49.059		26.086		30.656		211
6	1:36.254	49.160		21.964		25.130	160	212	21	6:40.904	5:51.604		23.665		25.635	156	
7	1:40.346	49.318		22.133		28.895		212	22	1:41.446	52.022		23.503		25.921	160	211
8	7:00.819	6:13.046		22.404		25.369	158		23	1:37.874	49.717		22.716		25.441	157	211
9	1:36.759	49.205		22.241		25.313	160	211	24	1:38.124	50.183		22.743		25.198	159	212
10	1:35.583	48.682		21.895		25.006	158	210	25	1:37.643	49.588		22.808		25.247	155	211
11	1:34.918	48.675		21.453		24.790	161	211	26	1:37.681	49.719		22.628		25.334	156	212
12	1:35.380	48.906		21.665		24.809	161	212	27	1:36.987	49.405		22.692		24.890	161	212
13	1:39.226	48.837		22.123		28.266		212	28	1:38.710	51.014		22.512		25.184	160	212
14	5:14.737	4:23.504		24.703		26.530	157		29	1:42.710	49.447		22.744		30.519		212
15	1:40.389	50.917		23.679		25.793	159	211									



ADAC GT Masters

Lap analysis Free Practice 1



Provisional

Sachsenring, Length: 3645 m

Air temperature: 15.9°C

Track temperature: 18.2°C

Weather condition: Wet

DMSB Reg. Nr.: 223/2015

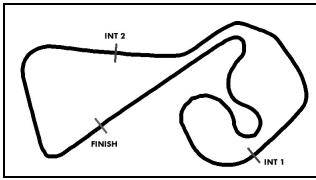
Friday 28.8.2015 13:45

Lap	Time	SE1	SP1	SE2	SP2	SE3	SP3	TSP	Lap	Time	SE1	SP1	SE2	SP2	SE3	SP3	TSP
19 Claudia Hürtgen, DEU/ Uwe Alzen, DEU									theoretical besttime: 1:35.217								
1	3:24.790	2:19.759		29.680		35.351			14	1:38.626	50.068		22.901		25.657	159	210
2	7:26.734	6:25.291		27.234		34.209			15	1:39.329	50.169		23.817		25.343	159	211
3	6:26.973	5:36.286		24.382		26.305	156		16	1:37.121	49.877		22.227		25.017	158	211
4	1:39.935	51.009		23.422		25.504	157	210	17	1:37.013	49.636		22.070		25.307	159	211
5	1:38.755	50.673		22.751		25.331	156	210	18	1:36.941	49.472		22.349		25.120	158	212
6	1:38.418	50.644		22.533		25.241	157	209	19	1:36.657	49.398		22.167		25.092	157	211
7	1:37.435	49.973		22.312		25.150	160	210	20	1:44.824	49.446		22.465		32.913		211
8	1:36.729	49.667		21.977		25.085	158	212	21	4:01.731	3:12.772		22.993		25.966	158	
9	1:35.946	49.206		21.987		24.753	158	212	22	1:37.612	49.716		22.520		25.376	159	211
10	1:35.246	48.701		21.763		24.782	157	212	23	1:37.021	49.499		22.276		25.246	160	211
11	1:44.888	49.348		24.213		31.327		211	24	1:36.635	49.354		22.197		25.084	159	211
12	7:23.466	6:31.959		24.854		26.653	157		25	1:37.212	49.759		22.350		25.103	160	212
13	1:40.920	51.864		23.366		25.690	158	209									

21 Sebastian Asch, DEU/ Luca Ludwig, DEU									theoretical besttime: 1:34.939								
1	3:11.215	2:18.192		26.230		26.793	152		16	1:38.391	48.515		21.834		28.042		214
2	1:42.554	52.879		23.524		26.151	155	210	17	3:48.852	3:00.823		22.677		25.352	157	
3	1:38.538	50.269		22.946		25.323	154	213	18	1:36.873	49.670		22.018		25.185	158	213
4	1:36.657	49.647		21.976		25.034	156	212	19	1:36.360	49.282		22.002		25.076	157	214
5	1:35.933	49.184		21.775		24.974	157	213	20	1:36.294	49.221		21.883		25.190	158	213
6	1:35.925	49.068		21.785		25.072	155	213	21	1:39.011	49.149		21.789		28.073		212
7	1:39.010	49.092		21.760		28.158		213	22	3:27.306	2:38.959		22.728		25.619	154	
8	7:23.245	6:35.756		22.238		25.251	160		23	1:37.159	49.817		22.050		25.292	157	210
9	1:35.292	48.625		21.651		25.016	158	213	24	1:36.234	49.463		21.957		24.814	158	212
10	1:35.232	48.672		21.690		24.870	161	213	25	1:35.867	48.845		21.899		25.123	155	213
11	1:35.143	48.483		21.849		24.811	161	215	26	1:36.023	48.936		21.830		25.257	152	212
12	1:38.558	48.555		21.797		28.206		215	27	1:36.137	49.071		22.016		25.050	155	211
13	5:01.122	4:14.362		21.938		24.822	159		28	1:35.584	48.981		21.703		24.900	157	212
14	1:36.312	48.904		21.928		25.480	158	214	29	1:35.571	49.086		21.645		24.840	160	214
15	1:35.309	48.511		21.791		25.007	160	213									

22 Florian Scholze, DEU/ Dominic Jöst, DEU									theoretical besttime: 1:37.193								
1	1:59.701	1:07.205		25.093		27.403	154		17	1:41.869	50.131		22.513		29.225		216
2	1:43.062	52.536		23.795		26.731	156	210	18	3:32.778	2:40.786		24.875		27.117	158	
3	1:39.830	50.769		22.888		26.173	157	213	19	1:42.309	51.967		23.745		26.597	147	214
4	1:38.999	50.416		22.787		25.796	157	214	20	1:41.367	51.633		23.423		26.311	152	196
5	1:38.418	50.428		22.447		25.543	158	214	21	1:40.982	51.331		23.453		26.198	151	212
6	1:39.445	50.795		22.644		26.006	158	215	22	1:40.899	51.324		23.415		26.160	151	212
7	1:38.172	50.218		22.367		25.587	158	215	23	1:40.833	51.316		23.148		26.369	158	212
8	1:38.261	50.489		22.371		25.401	158	215	24	1:42.448	51.665		23.849		26.934	153	213
9	1:38.465	50.491		22.382		25.592	158	215	25	1:45.624	50.763		23.547		31.314		213
10	1:42.597	50.580		22.571		29.446		216	26	3:50.772	3:00.337		23.983		26.452	149	
11	6:00.912	5:12.899		22.567		25.446	158		27	1:40.750	51.228		23.348		26.174	149	210
12	1:37.303	49.725		22.244		25.334	159	215	28	1:40.708	51.206		23.516		25.986	150	211
13	1:38.053	50.356		22.250		25.447	160	215	29	1:40.413	50.995		23.458		25.960	149	212
14	1:37.662	50.091		22.209		25.362	158	216	30	1:40.781	51.659		23.288		25.834	156	212
15	1:37.913	50.267		22.149		25.497	159	215	31	1:41.547	51.471		23.862		26.214	155	215
16	1:37.666	50.198		22.148		25.320	159	216	32	1:46.821	51.419		23.707		31.695		213

23 Marc Gassner, DEU/ Florian Strauss, DEU									theoretical besttime: 1:37.479								
1	2:20.323	1:21.576		27.263		31.484			16	1:42.118	50.037		22.434		29.647		215
2	2:54.370	2:02.978		24.636		26.756	152		17	2:53.034	2:02.448		24.376		26.210	156	
3	1:41.497	52.485		23.256		25.756	157	210	18	1:41.331	51.927		23.646		25.758	152	214
4	1:40.586	51.315		23.677		25.594	156	213	19	1:38.410	50.291		22.665		25.454	156	213
5	1:39.230	50.393		23.195		25.642	153	213	20	1:38.476	50.340		22.533		25.603	153	214
6	1:38.986	50.546		22.931		25.509	159	212	21	1:38.231	50.377		22.648		25.206	158	213
7	1:38.852	50.272		22.923		25.657	156	214	22	1:37.785	49.920		22.586		25.279	158	215
8	1:38.497	50.420		22.786		25.291	159	213	23	1:37.855	49.986		22.433		25.436	156	215
9	1:38.458	50.341		22.660		25.457	155	215	24	1:42.044	50.135		22.702		29.207		214



ADAC GT Masters

Lap analysis Free Practice 1

Provisional



Sachsenring, Length: 3645 m

Air temperature: 15.9°C

Track temperature: 18.2°C

Weather condition: Wet

DMSB Reg. Nr.: 223/2015

Friday 28.8.2015 13:45

Lap	Time	SE1	SP1	SE2	SP2	SE3	SP3	TSP	Lap	Time	SE1	SP1	SE2	SP2	SE3	SP3	TSP
10	1:38.759	50.822		22.699		25.238	158	213	25	8:24.016	7:36.077		22.696		25.243	156	
11	1:42.098	50.035		23.072		28.991		214	26	1:38.019	50.108		22.514		25.397	157	213
12	6:39.636	5:50.293		22.692		26.651	159		27	1:38.025	50.141		22.498		25.386	152	214
13	1:39.112	50.469		22.543		26.100	157	215	28	1:39.868	50.084		24.053		25.731	154	213
14	1:38.305	50.082		22.697		25.526	156	216									
15	1:37.803	50.181		22.496		25.126	156	214									

24 Florian Stoll, DEU/ Marc Basseng, DEU

theoretical besttime: 1:34.342

1	2:04.376	1:09.117		25.018		30.241			17	1:37.475	50.495		22.175		24.805	160	212
2	2:53.510	2:04.527		23.102		25.881	158		18	1:36.756	49.585		22.169		25.002	156	211
3	1:38.605	51.063		22.313		25.229	158	209	19	1:35.796	48.788		21.975		25.033	154	210
4	1:36.042	49.622		21.795		24.625	160	212	20	1:36.132	48.904		22.406		24.822	159	210
5	1:36.337	49.184		22.101		25.052	161	214	21	1:35.917	49.022		22.147		24.748	159	212
6	1:35.484	48.998		21.599		24.887	159	213	22	1:35.549	48.868		21.940		24.741	160	212
7	1:35.408	48.922		21.664		24.822	157	210	23	1:35.500	48.649		22.013		24.838	159	213
8	1:35.775	48.960		22.065		24.750	158	212	24	1:41.478	49.563		22.357		29.558		211
9	1:35.203	48.680		21.798		24.725	162	213	25	3:46.207	2:58.839		22.250		25.118	156	
10	1:45.045	49.369		24.707		30.969		213	26	1:35.635	48.747		22.074		24.814	159	210
11	5:44.238	4:57.181		22.255		24.802	159		27	1:40.842	48.833		23.100		28.909		208
12	1:34.838	48.636		21.673		24.529	159	210	28	2:57.184	2:09.685		22.372		25.127	153	
13	1:35.368	48.680		21.807		24.881	159	214	29	1:36.282	49.226		22.326		24.730	161	209
14	1:34.388	48.318		21.631		24.439	160	212	30	1:34.773	48.687		21.585		24.501	162	211
15	1:39.777	48.388		21.852		29.537		211	31	1:40.602	49.342		21.983		29.277		213
16	4:01.420	3:12.680		23.163		25.577	159										

25 Albert von Thurn und Taxis, DEU/ Tomas Enge, CZE

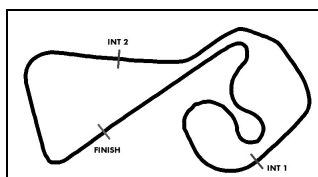
theoretical besttime: 1:36.983

1	2:24.175	1:21.016		29.484		33.675			16	1:37.792	49.821		22.612		25.359	159	211
2	4:18.288	3:26.854		24.771		26.663	157		17	1:51.175	51.331		23.654		36.190	158	211
3	1:42.841	53.021		23.722		26.098	159	204	18	1:38.209	49.759		23.052		25.398	161	211
4	1:38.733	50.831		22.605		25.297	158	213	19	1:45.206	50.130		23.490		31.586		214
5	1:37.824	50.155		22.480		25.189	159	213	20	3:22.302	2:33.054		23.785		25.463	159	
6	1:37.570	50.178		22.426		24.966	159	213	21	1:38.016	50.223		22.707		25.086	160	212
7	1:37.560	49.593		22.795		25.172	159	213	22	1:42.219	49.964		22.937		29.318		213
8	1:41.170	49.933		22.983		28.254		212	23	4:03.425	3:11.015		25.822		26.588	159	
9	4:27.451	3:35.420		25.015		27.016	156		24	1:38.677	50.091		23.086		25.500	157	212
10	1:43.405	51.346		25.522		26.537	158	209	25	1:38.136	49.591		23.170		25.375	157	212
11	1:40.903	50.990		23.648		26.265	158	211	26	1:43.733	49.788		23.547		30.398		212
12	1:38.575	50.395		22.883		25.297	159	212	27	2:56.885	2:08.617		22.986		25.282	159	
13	1:38.217	49.737		22.734		25.746	158	213	28	1:37.672	49.721		22.685		25.266	161	213
14	1:44.198	50.166		23.510		30.522		211	29	1:43.975	51.657		23.264		29.054		213
15	3:32.822	2:44.305		23.176		25.341	160										

36 Martin Ragginger, AUT/ Klaus Bachler, AUT

theoretical besttime: 1:34.866

1	4:41.405	3:43.719		27.900		29.786	156		14	1:35.594	49.168		21.808		24.618	162	215
2	1:39.802	52.255		22.407		25.140	162	195	15	1:35.320	48.965		21.804		24.551	161	215
3	1:37.091	50.022		22.148		24.921	163	215	16	1:36.576	48.799		22.664		25.113	159	215
4	1:36.119	49.061		22.345		24.713	162	215	17	1:41.510	49.540		22.991		28.979		214
5	1:40.264	49.395		21.961		28.908		215	18	3:57.360	3:10.669		21.994		24.697	160	
6	5:07.335	4:20.610		21.982		24.743	158		19	1:35.596	49.106		21.860		24.630	158	214
7	1:35.942	49.421		21.774		24.747	159	212	20	1:36.038	49.040		22.066		24.932	161	215
8	1:35.613	49.060		21.979		24.574	160	213	21	1:35.308	48.770		21.963		24.575	160	216
9	1:35.480	49.010		21.760		24.710	161	214	22	1:35.812	49.164		21.957		24.691	160	214
10	1:36.507	49.289		22.353		24.865	160	215	23	1:46.320	49.143		27.739		29.438		213
11	1:39.247	49.087		21.545		28.615		214	24	4:13.752	3:26.022		22.502		25.228	159	
12	3:52.742	3:04.159		23.046		25.537	161		25	1:41.517	49.461		22.738		29.318		213
13	1:36.651	49.709		22.246		24.696	160	214									



ADAC GT Masters

Lap analysis Free Practice 1



Provisional

Sachsenring, Length: 3645 m
Air temperature: 15.9°C
Track temperature: 18.2°C
Weather condition: Wet

DMSB Reg. Nr.: 223/2015

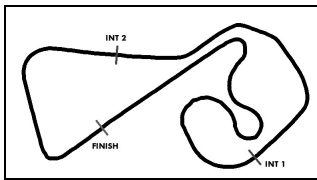
Friday 28.8.2015 13:45

Lap	Time	SE1	SP1	SE2	SP2	SE3	SP3	TSP	Lap	Time	SE1	SP1	SE2	SP2	SE3	SP3	TSP
42 Hari Proczyk, AUT/ Andreas Simonsen, SWE									theoretical besttime: 1:35.024								
1	2:33.888	1:38.527		25.460		29.901			16	1:35.193	48.630		21.705	24.858	157	214	
2	2:02.139	1:09.295		23.763		29.081			17	1:35.329	48.764		21.732	24.833	156	214	
3	1:57.287	1:07.142		24.654		25.491	156		18	1:35.503	48.723		21.830	24.950	157	215	
4	1:37.473	50.094		22.298		25.081	159	214	19	1:41.042	49.155		22.989	28.898		215	
5	1:38.958	50.157		22.263		26.538	157	215	20	5:39.343	4:45.475		26.304	27.564	157		
6	1:37.031	49.741		22.128		25.162	154	215	21	1:45.876	53.294		25.935	26.647	158	212	
7	1:40.005	49.763		22.213		28.029		213	22	1:43.631	51.965		24.026	27.640	158	213	
8	6:10.044	5:20.789		24.021		25.234	160		23	1:41.278	51.206		23.687	26.385	157	213	
9	1:36.149	49.198		22.174		24.777	157	213	24	1:44.338	54.273		24.120	25.945	159	174	
10	1:35.742	48.855		22.026		24.861	157	213	25	1:41.901	52.575		23.639	25.687	159	215	
11	1:35.196	48.709		21.744		24.743	158	213	26	1:41.345	50.789		23.658	26.898	158	214	
12	1:35.106	48.601		21.787		24.718	158	214	27	1:43.158	53.177		23.992	25.989	158	180	
13	1:38.437	48.875		21.841		27.721		214	28	1:43.063	51.888		23.567	27.608	160	215	
14	4:33.608	3:46.717		22.016		24.875	154		29	1:43.472	51.021		23.228	29.223		215	
15	1:35.523	48.855		21.875		24.793	159	213									

66 Andreas Wirth, DEU/ Daniel Keilwitz, DEU									theoretical besttime: 1:35.680								
1	4:32.639	3:42.609		23.735		26.295	160		11	6:18.847	5:30.975		22.612	25.260	164		
2	1:39.019	50.796		22.420		25.803	162	216	12	1:37.651	50.370		22.185	25.096	163	219	
3	1:38.065	50.365		22.442		25.258	165	215	13	1:36.484	49.385		21.996	25.103	163	218	
4	1:37.993	49.929		22.510		25.554	165	221	14	1:36.076	49.084		21.984	25.008	155	218	
5	1:37.548	49.952		22.287		25.309	165	220	15	1:36.125	49.045		21.907	25.173	162	218	
6	1:39.227	49.371		22.323		27.533	165	219	16	1:41.002	49.289		22.074	29.639		219	
7	1:36.462	49.262		22.115		25.085	164	221	17	4:30.145	3:40.806		23.333	26.006	161		
8	1:36.186	49.106		21.940		25.140	162	216	18	1:37.323	50.154		22.009	25.160	165	217	
9	1:36.132	48.834		21.910		25.388	166	215									
10	1:39.852	49.046		21.838		28.968		218									

69 Diego Alessi, ITA/ Patrick Assenheimer, DEU									theoretical besttime: 1:36.264								
1	2:17.544	1:24.855		25.528		27.161	154		17	1:40.331	51.398		22.914	26.019	156	206	
2	1:39.721	50.767		23.003		25.951	159	213	18	1:38.551	50.408		22.301	25.842	158	215	
3	1:38.478	50.058		22.644		25.776	156	216	19	1:37.722	50.128		22.403	25.191	158	216	
4	1:37.925	49.992		22.238		25.695	154	215	20	1:38.253	49.906		22.626	25.721	153	215	
5	1:37.829	49.669		22.319		25.841	157	214	21	1:38.348	49.999		22.437	25.912	157	214	
6	1:43.492	49.877		23.223		30.392		216	22	1:42.544	50.412		22.937	29.195		214	
7	4:29.233	3:41.491		22.386		25.356	160		23	4:48.007	3:59.359		22.920	25.728	159		
8	1:36.927	49.204		22.237		25.486	154	217	24	1:39.172	49.934		22.972	26.266	153	215	
9	1:36.935	49.344		22.062		25.529	155	214	25	1:38.438	49.609		22.908	25.921	160	213	
10	1:36.919	49.214		22.401		25.304	158	214	26	1:37.861	49.583		22.681	25.597	161	215	
11	1:36.746	49.054		22.292		25.400	157	216	27	1:37.747	49.378		22.715	25.654	160	217	
12	1:41.161	49.117		22.321		29.723		216	28	1:37.692	49.411		22.586	25.695	159	215	
13	4:09.581	3:14.496		26.928		28.157	158		29	1:37.592	49.011		22.472	26.109	160	215	
14	1:43.139	50.960		25.418		26.761	156	217	30	1:37.133	49.152		22.252	25.729	160	215	
15	2:15.723	1:18.618		25.768		31.337		216									
16	3:57.723	3:07.610		23.740		26.373	158										

80 Dominik Baumann, AUT/ Jens Klingmann, DEU									theoretical besttime: 1:35.029								
1	3:09.655	2:18.514		24.365		26.776	154		15	1:38.143	49.875		22.550	25.718	158	211	
2	1:39.810	51.085		22.733		25.992	156	207	16	1:37.429	50.336		21.877	25.216	159	213	
3	1:37.633	50.019		22.145		25.469	159	211	17	1:36.579	49.558		21.808	25.213	161	212	
4	1:36.551	49.511		21.786		25.254	158	210	18	1:40.093	49.426		22.299	28.368		211	
5	1:36.261	49.330		21.891		25.040	158	209	19	6:40.684	5:53.392		22.116	25.176	156		
6	1:39.506	49.333		21.735		28.438		210	20	1:38.830	50.309		22.761	25.760	152	209	
7	5:42.532	4:55.674		21.902		24.956	158		21	1:36.611	49.171		21.993	25.447	158	207	
8	1:35.640	49.184		21.666		24.790	159	209	22	1:40.581	49.456		22.130	28.995		210	
9	1:35.485	49.080		21.699		24.706	157	209	23	4:42.085	3:54.338		22.357	25.390	156		
10	1:38.836	49.204		21.770		27.862		211	24	1:36.786	49.348		22.191	25.247	158	210	
11	3:35.108	2:47.768		21.925		25.415	159		25	1:36.005	48.759		22.220	25.026	160	210	
12	1:35.929	49.400		21.688		24.841	158	209	26	1:35.761	48.657		22.114	24.990	158	212	



ADAC GT Masters

Lap analysis Free Practice 1



Provisional

Sachsenring, Length: 3645 m

Air temperature: 15.9°C

Track temperature: 18.2°C

Weather condition: Wet

DMSB Reg. Nr.: 223/2015

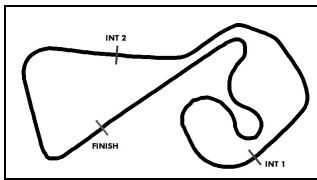
Friday 28.8.2015 13:45

Lap	Time	SE1	SP1	SE2	SP2	SE3	SP3	TSP	Lap	Time	SE1	SP1	SE2	SP2	SE3	SP3	TSP
13	1:39.157	49.114		21.698		28.345		211	27	1:41.081	49.948		22.540		28.593		202
14	3:42.300	2:54.198		22.448		25.654	159										

100 Daniel Dobitsch, AUT/ Edward Sandström, SWE

theoretical besttime: 1:35.452

1	2:13.290	1:20.321		26.171		26.798	155		16	1:40.240	49.179		22.371		28.690		209
2	1:40.511	51.125		23.593		25.793	156	207	17	3:43.450	2:54.168		23.534		25.748	158	
3	1:37.690	49.900		22.705		25.085	157	209	18	1:39.251	50.701		23.210		25.340	148	210
4	1:37.123	49.466		22.499		25.158	159	209	19	1:37.811	50.306		22.360		25.145	157	207
5	1:35.960	48.931		22.038		24.991	160	210	20	1:38.540	49.957		23.292		25.291	158	210
6	1:40.639	49.098		22.281		29.260		211	21	1:36.899	49.563		22.264		25.072	158	210
7	6:10.973	5:22.833		22.972		25.168	158		22	1:42.515	49.592		23.364		29.559		209
8	1:36.163	49.151		22.104		24.908	157	209	23	5:08.533	4:20.295		22.950		25.288	158	
9	1:36.494	49.379		22.085		25.030	156	210	24	1:36.675	49.310		22.419		24.946	159	209
10	1:35.986	49.092		22.153		24.741	159	210	25	1:36.642	49.330		22.158		25.154	154	210
11	1:35.523	48.701		22.010		24.812	159	211	26	1:38.857	49.573		23.126		26.158	157	208
12	1:41.277	49.231		23.167		28.879		212	27	1:36.841	49.374		22.348		25.119	158	211
13	4:16.439	3:28.428		22.752		25.259	157		28	1:36.775	49.304		22.192		25.279	155	211
14	1:37.507	49.745		22.448		25.314	161	211	29	1:36.397	49.256		22.250		24.891	157	210
15	1:36.521	49.397		22.070		25.054	156	212	30	1:43.975	49.172		23.679		31.124		210



ADAC GT Masters

Vmax list Free Practice 1

Provisional



Sachsenring, Length: 3645 m

Air temperature: 15.9°C

Track temperature: 18.2°C

Weather condition: Wet

DMSB Reg. Nr.: 223/2015

Friday 28.8.2015 13:45

Nr	Team, Car, Driver, Nat	Top speed
66	Callaway Competition, Corvette Z06.R GT3 Wirth Andreas , DEU Keilwitz Daniel , DEU	220,99 km/h
69	Callaway Competition, Corvette Z06.R GT3 Alessi Diego , ITA Assenheimer Patrick , DEU	216,74 km/h
22	MRS GT Racing, Nissan GT-R Nismo GT3 Scholze Florian , DEU Jöst Dominic , DEU	216,17 km/h
36	Schütz Motorsport, Porsche 911 GT3 R Ragginger Martin , AUT Bachler Klaus , AUT	215,57 km/h
23	MRS GT Racing, Nissan GT-R Nismo GT3 Gassner Marc , DEU Strauss Florian , DEU	215,53 km/h
42	HP Racing, Mercedes-Benz SLS AMG GT3 Proczyk Hari , AUT Simonsen Andreas , SWE	215,48 km/h
21	Team Zakspeed, Mercedes-Benz SLS AMG GT3 Asch Sebastian , DEU Ludwig Luca , DEU	214,80 km/h
24	kfzteile24 MS RACING, Audi R8 LMS ultra Stoll Florian , DEU Basseng Marc , DEU	213,99 km/h
25	Reiter Engineering, Lamborghini Gallardo R-EX von Thurn und Taxis Albert , DEU Enge Tomas , CZE	213,73 km/h
16	YACO Racing, Audi R8 LMS ultra Geipel Philip , DEU Frey Rahel , CHE	213,19 km/h
80	BMW Sports Trophy Team Schubert, BMW Z4 GT3 Baumann Dominik , AUT Klingmann Jens , DEU	212,64 km/h
8	Bentley Team HTP, Bentley Continental GT3 Schmid Clemens , AUT Hamprecht Fabian , DEU	212,60 km/h
3	C. Abt Racing, Audi R8 LMS ultra Weishaupt Andreas , DEU Jöns Christer , DEU	212,14 km/h
100	kfzteile24 MS RACING, Audi R8 LMS ultra Dobitsch Daniel , AUT Sandström Edward , SWE	212,10 km/h



ADAC GT Masters

Vmax list Free Practice 1

Provisional



Sachsenring, Length: 3645 m

Air temperature: 15.9°C

Track temperature: 18.2°C

Weather condition: Wet

DMSB Reg. Nr.: 223/2015

Friday 28.8.2015 13:45

Nr	Team, Car, Driver, Nat	Top speed
7	Bentley Team HTP, Bentley Continental GT3 Stolz Luca , DEU Buhk Maximilian , DEU	212,10 km/h
1	C. Abt Racing, Audi R8 LMS ultra Wackerbauer Stefan , DEU van der Linde Kelvin , ZAF	212,06 km/h
19	BMW Sports Trophy Team Schubert, BMW Z4 GT3 Hürtgen Claudia , DEU Alzen Uwe , DEU	212,06 km/h
12	Senkyr Motorsport, BMW Z4 GT3 Marioneck Lennart , DEU Palttala Markus , FIN	209,59 km/h
2	C. Abt Racing, Audi R8 LMS ultra Pepper Jordan Lee , ZAF Thiim Nicki , DNK	209,34 km/h