



# ADAC Formel 4

## Result List Free Practice 2



Provisional

**DMSB** Reg. Nr.: 222/2015

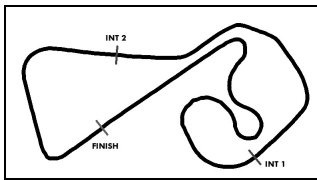
Friday 28.8.2015 12:35



Sachsenring, Length: 3645 m  
 Air temperature: 15.7°C  
 Track temperature: 18.2°C  
 Weather condition: Wet

started : 32      classified : 32      not classified : 0

#	Competitor	Sponsor	Lap	Best Time	Gap	Diff	Kph	Day Time
Cl.	Drivers	Car						
1	4 ADAC Berlin-Brandenburg e.V. R.Shwartzman(RUS)	ADAC Formel 4 powered by Abarth	4	1:38.004			133,9	12:41:40
2	27 HTP Juniorteam M.Dienst(DEU)	ADAC Formel 4 powered by Abarth	4	1:38.333	0.329	0.329	133,4	12:42:54
3	36 Van Amersfoort Racing J.Mawson(AUS)	ADAC Formel 4 powered by Abarth	5	1:38.722	0.718	0.389	132,9	12:44:40
4	18 Race Performance G.Maggi(CHE)	ADAC Formel 4 powered by Abarth	2	1:38.809	0.805	0.087	132,8	12:38:54
5	30 Team Timo Scheider J.Kremer(DEU)	ADAC Formel 4 powered by Abarth	9	1:38.878	0.874	0.069	132,7	12:54:51
6	5 ADAC Berlin-Brandenburg e.V. R D.Beckmann(DEU)	ADAC Formel 4 powered by Abarth	5	1:38.966	0.962	0.088	132,6	12:44:07
7	26 Van Amersfoort Racing H.Newey(GBR)	ADAC Formel 4 powered by Abarth	2	1:39.148	1.144	0.182	132,3	12:38:53
8	46 Team Timo Scheider M.Auricchio(BRA)	ADAC Formel 4 powered by Abarth	5	1:39.361	1.357	0.213	132,1	12:44:20
9	41 Jenzer Motorsport R N.Rindlisbacher(CHE)	ADAC Formel 4 powered by Abarth	2	1:39.391	1.387	0.030	132,0	12:39:04
10	9 Motopark R J.Cecotto(VEN)	ADAC Formel 4 powered by Abarth	2	1:39.442	1.438	0.051	132,0	12:38:23
11	1 Neuhauser Racing K.Schramm(DEU)	ADAC Formel 4 powered by Abarth	6	1:39.482	1.478	0.040	131,9	12:45:08
12	6 ADAC Berlin-Brandenburg e.V. R M.Ortmann(DEU)	ADAC Formel 4 powered by Abarth	5	1:39.949	1.945	0.467	131,3	12:43:44
13	25 Van Amersfoort Racing R M.Schumacher(DEU)	ADAC Formel 4 powered by Abarth	3	1:40.087	2.083	0.138	131,1	12:46:08
14	8 Motopark R J.Fittje(DEU)	ADAC Formel 4 powered by Abarth	4	1:40.102	2.098	0.015	131,1	12:42:37
15	28 HTP Juniorteam J.Esmeijer(NLD)	ADAC Formel 4 powered by Abarth	5	1:40.147	2.143	0.045	131,0	12:43:52
16	31 ADAC Berlin-Brandenburg e.V. R Y.Shlom(RUS)	ADAC Formel 4 powered by Abarth	9	1:40.150	2.146	0.003	131,0	12:54:27
17	16 Jenzer Motorsport GmbH M.Böckmann(DEU)	ADAC Formel 4 powered by Abarth	4	1:40.246	2.242	0.096	130,9	12:42:23
18	38 Liqui Moly Team Engstler R L.Engstler(DEU)	ADAC Formel 4 powered by Abarth	5	1:40.349	2.345	0.103	130,8	12:44:00
19	7 Motopark J.Eriksson(SWE)	ADAC Formel 4 powered by Abarth	3	1:40.547	2.543	0.198	130,5	12:41:34
20	33 RS-Competition J.Jonck(DNK)	ADAC Formel 4 powered by Abarth	4	1:40.605	2.601	0.058	130,4	12:42:53
21	14 Jenzer Motorsport GmbH M.Müller-Crepon(DEU)	ADAC Formel 4 powered by Abarth	6	1:40.612	2.608	0.007	130,4	12:46:12
22	2 Neuhauser Racing T.Zimmermann(DEU)	ADAC Formel 4 powered by Abarth	4	1:40.739	2.735	0.127	130,3	12:41:56
23	3 ADAC Berlin-Brandenburg e.V. R B.Mazatis(DEU)	ADAC Formel 4 powered by Abarth	3	1:40.900	2.896	0.161	130,0	12:40:23
24	13 Team piroports C.Piro(DEU)	ADAC Formel 4 powered by Abarth	5	1:40.966	2.962	0.066	130,0	12:43:41
25	34 Toni Wolf R T.Wolf(DEU)	ADAC Formel 4 powered by Abarth	6	1:40.970	2.966	0.004	130,0	12:45:54



# ADAC Formel 4

## Result List Free Practice 2



Provisional

**DMSB** Reg. Nr.: 222/2015

Friday 28.8.2015 12:35



Sachsenring, Length: 3645 m  
Air temperature: 15.7°C  
Track temperature: 18.2°C  
Weather condition: Wet

started : 32      classified : 32      not classified : 0

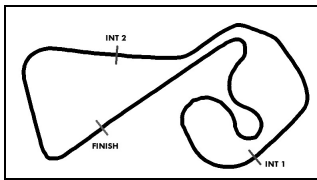
#	Competitor	Sponsor	Lap	Best Time	Gap	Diff	Kph	Day Time
Cl.	Drivers	Car						
26	10 <b>Motopark</b> M.Waldherr(DEU)	ADAC Formel 4 powered by Abarth	3	<b>1:40.982</b>	2.978	0.012	129,9	12:40:27
27	77 <b>Provily Racing</b> R J.Van Uiter(NLD)	ADAC Formel 4 powered by Abarth	5	<b>1:41.393</b>	3.389	0.411	129,4	12:43:36
28	20 <b>Nikolaj Rogivue</b> N.Rogivue(CHE)	ADAC Formel 4 powered by Abarth	3	<b>1:42.770</b>	4.766	1.377	127,7	12:40:50
29	15 <b>Jenzer Motorsport GmbH</b> D.Kolkmann(DEU)	ADAC Formel 4 powered by Abarth	2	<b>1:43.101</b>	5.097	0.331	127,3	12:39:14
30	21 <b>Liqui Moly Team Engstler</b> R M.Halder(DEU)	ADAC Formel 4 powered by Abarth	3	<b>1:44.613</b>	6.609	1.512	125,4	12:41:05
31	55 <b>Race Performance</b> R M.Niederhauser(CHE)	ADAC Formel 4 powered by Abarth	5	<b>1:46.065</b>	8.061	1.452	123,7	12:45:05
32	35 <b>HTP Juniorteam</b> R C.Schreiner(DEU)	ADAC Formel 4 powered by Abarth	3	<b>1:47.348</b>	9.344	1.283	122,2	12:41:32

**Subject to final scrutineering!**

Publications Time:

Clerk of the course:

Time Keeping:



# ADAC Formel 4

## Lap analysis Free Practice 2



Provisional

**DMSB** Reg. Nr.: 222/2015

Friday 28.8.2015 12:35



Sachsenring, Length: 3645 m  
 Air temperature: 15.7°C  
 Track temperature: 18.2°C  
 Weather condition: Wet

Lap	Time	SE1	SP1	SE2	SP2	SE3	SP3	TSP	Lap	Time	SE1	SP1	SE2	SP2	SE3	SP3	TSP
<b>1</b>	Kim Luis Schramm, DEU ,								<b>theoretical besttime: 1:38.982</b>								
1	1:48.408	57.542		24.134		26.732	142		<b>6</b>	<b>1:39.482</b>	<b>49.989</b>		23.206		<b>26.287</b>	<b>143</b>	183
2	1:40.706	51.452		<b>22.706</b>		26.548	139	181	7	1:54.591	50.492		27.440		36.659		<b>186</b>
3	1:40.163	50.265		23.290		26.608	141	182	8	6:07.174	5:15.396		24.649		27.129	137	
4	1:39.891	50.217		23.186		26.488	140	184	9	1:39.640	50.034		23.156		26.450	139	182
5	1:40.291	50.543		23.278		26.470	138	184	10	2:45.520	58.368		47.882		59.270		182

<b>2</b>	Tim Zimmermann, DEU ,								<b>theoretical besttime: 1:39.715</b>								
1	1:53.483	1:03.766		23.049		26.668	<b>142</b>		6	1:41.925	51.115		24.003		26.807	142	183
2	1:41.536	50.258		23.580		27.698	142	184	7	1:48.207	50.602		25.151		32.454		182
3	1:40.761	50.594		23.565		26.602	142	184	8	6:58.474	6:08.292		23.739		<b>26.443</b>	142	
4	<b>1:40.739</b>	50.473		<b>23.381</b>		26.885	142	183	9	1:50.366	<b>49.891</b>		24.195		36.280		<b>184</b>
5	1:40.930	50.736		23.640		26.554	142	183									

<b>3</b>	Benjamin Mazatis, DEU ,								<b>theoretical besttime: 1:40.497</b>								
1	2:01.011	1:10.543		23.838		26.630	145		6	1:41.119	<b>50.894</b>		23.368		26.857	142	<b>187</b>
2	1:42.040	51.447		24.172		26.421	144	185	7	1:56.685	53.967		26.278		36.440		186
3	<b>1:40.900</b>	51.297		<b>23.314</b>		<b>26.289</b>	<b>145</b>	185	8	5:43.243	4:52.314		23.949		26.980	142	
4	2:03.965	1:13.507		23.803		26.655	144	186	9	1:50.735	51.430		23.464		35.841		184
5	1:42.993	51.929		23.913		27.151	143	186									

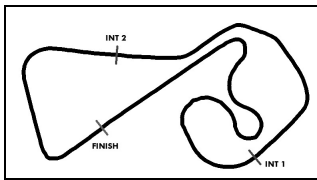
<b>4</b>	Robert Shwartzman, RUS ,								<b>theoretical besttime: 1:37.537</b>								
1	1:45.626	56.758		23.045		25.823	142		6	1:38.091	49.894		22.712		<b>25.485</b>	144	185
2	1:38.482	50.070		<b>22.446</b>		25.966	143	184	7	1:42.100	<b>49.606</b>		22.459		30.035		<b>186</b>
3	1:38.435	50.060		22.665		25.710	<b>144</b>	184	8	6:15.084	5:24.558		23.997		26.529	142	
4	<b>1:38.004</b>	49.621		22.644		25.739	144	186	9	1:39.901	50.947		23.037		25.917	143	184
5	1:38.761	49.855		22.811		26.095	143	186	10	2:01.128	51.369		26.883		42.876		185

<b>5</b>	David Beckmann, DEU ,								<b>theoretical besttime: 1:38.619</b>								
1	2:26.903	1:35.583		24.841		26.479	143		6	1:39.255	<b>50.010</b>		23.303		<b>25.942</b>	145	186
2	1:40.849	51.126		23.187		26.536	141	185	7	1:51.432	50.808		25.482		35.142		<b>187</b>
3	1:39.321	50.369		<b>22.667</b>		26.285	143	183	8	5:57.849	5:08.920		22.759		26.170	<b>145</b>	
4	1:41.038	51.680		23.232		26.126	143	185	9	1:51.767	50.018		23.135		38.614		185
5	<b>1:38.966</b>	50.161		22.670		26.135	144	185									

<b>6</b>	Mike David Ortmann, DEU ,								<b>theoretical besttime: 1:39.696</b>								
1	1:56.541	1:05.860		23.750		26.931	145		6	1:40.460	51.060		23.540		<b>25.860</b>	<b>146</b>	<b>187</b>
2	1:42.359	51.972		23.454		26.933	144	186	7	1:55.829	51.832		27.833		36.164		187
3	1:41.746	51.927		23.398		26.421	145	184	8	5:36.015	4:45.030		24.049		26.936	144	
4	1:44.078	54.696		<b>23.043</b>		26.339	142	186	9	1:41.440	51.520		23.450		26.470	143	185
5	<b>1:39.949</b>	<b>50.793</b>		23.141		26.015	145	185	10	2:01.672	52.046		25.293		44.333		185

<b>7</b>	Joel Eriksson, SWE ,								<b>theoretical besttime: 1:39.534</b>								
1	2:54.921	2:03.114		23.561		28.246	142		5	1:46.078	<b>50.323</b>		<b>22.901</b>		32.854		<b>187</b>
2	1:58.708	52.468		30.714		35.526	137	186	6	7:54.289	7:01.138		24.355		28.796	141	
3	<b>1:40.547</b>	50.706		23.531		<b>26.310</b>	143	184	7	1:41.854	51.162		23.984		26.708	138	184
4	1:41.692	51.872		23.409		26.411	<b>143</b>	186	8	1:59.530	50.566		25.738		43.226		185

<b>8</b>	Jannes Fittje, DEU ,								<b>theoretical besttime: 1:39.648</b>								
1	2:34.121	1:39.279		27.229		27.613	142		5	1:47.822	51.081		23.533		33.208		184
2	1:41.842	52.045		23.055		26.742	139	<b>186</b>	6	8:20.742	7:29.735		23.618		27.389	141	
3	1:41.004	50.896		23.519		26.589	141	184	7	1:40.367	<b>50.398</b>		23.448		26.521	<b>143</b>	183
4	<b>1:40.102</b>	50.852		<b>23.010</b>		<b>26.240</b>	140	184	8	1:56.940	51.068		25.076		40.796		183



# ADAC Formel 4

## Lap analysis Free Practice 2



Provisional

**DMSB** Reg. Nr.: 222/2015

Friday 28.8.2015 12:35



Sachsenring, Length: 3645 m  
 Air temperature: 15.7°C  
 Track temperature: 18.2°C  
 Weather condition: Wet

Lap	Time	SE1	SP1	SE2	SP2	SE3	SP3	TSP	Lap	Time	SE1	SP1	SE2	SP2	SE3	SP3	TSP
<b>9</b>	Jonathan Cecotto, VEN ,								<b>theoretical besttime: 1:38.766</b>								
1	1:44.009	53.748		23.545		26.716	142		6	1:43.903	49.948		23.888		30.067		<b>187</b>
2	<b>1:39.442</b>	50.201		<b>22.746</b>		26.495	<b>145</b>	185	7	7:30.427	6:40.740		23.520		<b>26.167</b>	141	
3	1:41.620	<b>49.853</b>		25.317		26.450	142	187	8	1:39.585	50.158		23.226		26.201	145	184
4	1:40.515	50.361		23.808		26.346	141	186	9	2:07.608	1:02.973		25.138		39.497		186
5	1:40.152	50.296		23.445		26.411	143	186									

<b>10</b>	Michael Waldherr, DEU ,								<b>theoretical besttime: 1:40.129</b>								
1	2:01.863	1:10.819		24.207		26.837	141		6	1:41.373	50.805		23.369		27.199	141	186
2	1:44.980	55.208		23.231		<b>26.541</b>	142	185	7	1:53.098	53.533		24.994		34.571		187
3	<b>1:40.982</b>	<b>50.436</b>		23.694		26.852	140	187	8	6:21.562	5:31.814		<b>23.152</b>		26.596	<b>144</b>	
4	1:41.602	50.981		23.865		26.756	142	186	9	1:53.477	50.931		24.172		38.374		<b>188</b>
5	1:41.442	50.948		23.672		26.822	140	187									

<b>13</b>	Cedric Piro, DEU ,								<b>theoretical besttime: 1:40.799</b>								
1	1:54.772	1:04.458		23.700		26.614	143		<b>5</b>	<b>1:40.966</b>	<b>51.360</b>		23.479		<b>26.127</b>	143	184
2	1:42.657	52.769		23.409		26.479	<b>144</b>	185	6	8:02.293	6:56.394		30.919		34.980		<b>186</b>
3	1:41.303	51.679		<b>23.312</b>		26.312	142	185	7	4:36.146	3:30.446		26.273		39.427		
4	1:41.350	51.388		23.619		26.343	141	184									

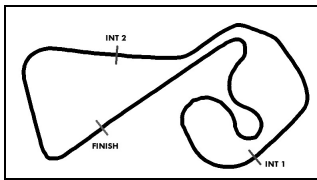
<b>14</b>	Moritz Müller-Crepon, DEU ,								<b>theoretical besttime: 1:40.511</b>								
1	2:45.615	1:52.215		25.564		27.836	136		5	1:40.815	50.826		<b>23.402</b>		26.587	142	181
2	1:42.411	51.750		23.716		26.945	144	161	<b>6</b>	<b>1:40.612</b>	50.823		23.410		<b>26.379</b>	142	<b>186</b>
3	1:41.140	51.093		23.420		26.627	<b>145</b>	184	7	2:50.616	1:20.692		44.143		45.781		184
4	1:41.666	<b>50.730</b>		23.717		27.219	139	185	8	7:20.885	6:15.449		25.554		39.882		

<b>15</b>	David Kolkmann, DEU ,								<b>theoretical besttime: 1:41.037</b>								
1	2:31.774	1:35.234		26.783		29.757	141		6	1:43.312	51.301		24.106		27.905	136	182
2	<b>1:43.101</b>	51.281		24.319		27.501	141	<b>182</b>	7	2:52.777	1:23.840		43.829		45.108		179
3	1:43.483	<b>51.104</b>		24.840		27.539	<b>141</b>	181	8	5:29.846	4:39.913		<b>23.737</b>		<b>26.196</b>	141	
4	1:43.473	51.530		24.595		27.348	141	182	9	1:57.435	52.311		25.754		39.370		181
5	1:43.374	51.757		24.259		27.358	140	177									

<b>16</b>	Marek Böckmann, DEU ,								<b>theoretical besttime: 1:39.799</b>								
1	2:19.537	1:29.552		23.254		26.731	144		6	1:42.024	<b>50.259</b>		25.381		26.384	144	<b>186</b>
2	1:43.311	50.569		<b>23.363</b>		29.379	143	185	7	1:50.849	51.434		24.684		34.731		184
3	1:40.578	50.450		23.675		26.453	142	184	8	5:54.954	5:04.923		23.437		26.594	141	
4	<b>1:40.246</b>	50.531		23.538		<b>26.177</b>	143	185	9	1:50.996	50.514		23.655		36.827		184
5	1:42.475	50.665		24.568		27.242	<b>145</b>	185									

<b>18</b>	Giorgio Maggi, CHE ,								<b>theoretical besttime: 1:38.606</b>								
1	2:15.684	1:26.090		23.012		26.582	142		6	1:49.005	58.095		23.958		26.952	140	185
2	<b>1:38.809</b>	50.224		22.583		<b>26.002</b>	144	<b>186</b>	7	1:55.465	54.698		25.384		35.383		176
3	1:39.360	50.493		22.858		26.009	141	182	8	5:10.167	4:19.320		23.679		27.168	139	
4	1:38.947	<b>50.030</b>		<b>22.574</b>		26.343	142	184	9	1:39.978	50.947		22.816		26.215	<b>146</b>	182
5	1:59.467	1:09.230		23.924		26.313	143	184	10	2:44.897	1:00.891		47.080		56.926		185

<b>20</b>	Nikolaj Rogivue, CHE ,								<b>theoretical besttime: 1:40.412</b>								
1	2:24.609	1:31.978		24.974		27.657	<b>142</b>		6	1:57.685	59.427		23.634		34.624		124
2	1:43.444	52.723		23.407		27.314	139	158	7	6:57.688	6:07.310		24.166		<b>26.212</b>	142	
3	<b>1:42.770</b>	51.897		23.155		27.718	114	162	8	1:47.057	<b>51.126</b>		<b>23.074</b>		32.857	136	184
4	1:42.997	52.812		23.202		26.983	142	177	9	2:31.570	53.370		37.770		1:00.430		180
5	1:51.663	51.197		23.126		37.340	65	<b>185</b>									



# ADAC Formel 4

## Lap analysis Free Practice 2



Provisional

**DMSB** Reg. Nr.: 222/2015



Sachsenring, Length: 3645 m  
 Air temperature: 15.7°C  
 Track temperature: 18.2°C  
 Weather condition: Wet

Friday 28.8.2015 12:35

Lap	Time	SE1	SP1	SE2	SP2	SE3	SP3	TSP	Lap	Time	SE1	SP1	SE2	SP2	SE3	SP3	TSP
<b>21</b>	Michelle Halder, DEU ,								<b>theoretical besttime: 1:44.265</b>								
1	2:31.770	1:33.253		26.655		31.862	136		5	1:45.224	53.441		24.084		27.699	141	182
2	1:49.303	54.916		25.192		29.195	137	165	6	1:52.621	53.096		24.472		35.053		184
3	<b>1:44.613</b>	53.231		<b>23.784</b>		<b>27.598</b>	140	178	7	6:47.645	5:45.787		26.483		35.375		
4	1:45.387	<b>52.883</b>		24.092		28.412	141	182									

<b>25</b>	Mick Schumacher, DEU ,								<b>theoretical besttime: 1:39.465</b>								
1	7:47.943	6:56.926		23.979		27.038	143		5	3:58.037	3:06.967		23.876		27.194	144	
2	1:40.151	51.237		<b>22.598</b>		<b>26.316</b>	<b>144</b>	185	6	1:45.425	54.762		23.622		27.041	144	184
3	<b>1:40.087</b>	<b>50.551</b>		22.961		26.575	142	<b>186</b>	7	2:42.391	1:00.792		48.422		53.177		186
4	2:51.551	1:23.455		43.648		44.448		173									

<b>26</b>	Harrison Newey, GBR ,								<b>theoretical besttime: 1:39.148</b>								
1	2:14.686	1:25.533		23.061		26.092	<b>145</b>		6	1:40.298	50.762		23.274		26.262	144	185
2	<b>1:39.148</b>	<b>50.391</b>		<b>22.790</b>		<b>25.967</b>	144	185	7	1:55.213	53.899		27.541		33.773		185
3	1:44.246	50.580		25.706		27.960	143	184	8	5:17.430	4:27.017		23.536		26.877	141	
4	1:40.720	51.251		22.992		26.477	142	184	9	1:54.116	55.747		27.611		30.758	139	182
5	1:40.547	50.826		23.495		26.226	144	<b>186</b>	10	2:43.038	1:00.821		46.973		55.244		183

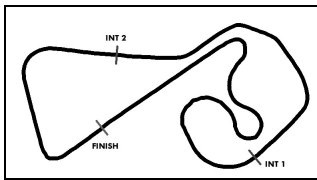
<b>27</b>	Marvin Dienst, DEU ,								<b>theoretical besttime: 1:38.333</b>								
1	2:55.376	2:06.260		22.728		26.388	145		6	1:51.511	50.353		25.344		35.814		188
2	1:40.972	51.028		23.107		26.837	141	186	7	6:58.086	6:03.260		24.915		29.911	145	
3	1:39.580	50.181		22.910		26.489	146	185	8	1:39.497	49.643		22.752		27.102	141	186
4	<b>1:38.333</b>	<b>49.576</b>		<b>22.713</b>		<b>26.044</b>	<b>147</b>	<b>189</b>	9	2:35.374	58.419		35.492		1:01.463		163
5	1:45.232	55.595		23.178		26.459	146	188									

<b>28</b>	Janneau Esmeijer, NLD ,								<b>theoretical besttime: 1:39.440</b>								
1	1:55.410	1:04.744		23.861		26.805	142		6	1:40.390	50.474		23.236		26.680	143	<b>189</b>
2	1:40.723	50.622		22.902		27.199	144	184	7	1:56.859	54.479		28.374		34.006		187
3	1:55.861	59.871		24.842		31.148	144	185	8	6:00.067	5:05.745		24.221		30.101	144	
4	1:40.240	<b>50.410</b>		23.518		26.312	143	186	9	1:50.922	50.513		<b>22.838</b>		37.571		184
5	<b>1:40.147</b>	50.728		23.227		<b>26.192</b>	<b>146</b>	187									

<b>30</b>	Jason Kremer, DEU ,								<b>theoretical besttime: 1:38.588</b>								
1	2:35.694	1:46.760		22.956		25.978	144		6	1:40.100	50.731		23.390		25.979	<b>145</b>	184
2	1:40.608	51.179		23.310		26.119	142	183	7	1:53.683	53.798		26.254		33.631		<b>185</b>
3	1:44.048	53.818		23.158		27.072	143	182	8	5:20.171	4:31.103		23.244		<b>25.824</b>	143	
4	1:39.402	50.539		<b>22.710</b>		26.153	143	182	<b>9</b>	<b>1:38.878</b>	50.074		22.933		25.871	144	184
5	1:39.196	<b>50.054</b>		22.845		26.297	145	182	10	2:45.924	58.556		47.982		59.386		184

<b>31</b>	Yan Leon Shlom, RUS ,								<b>theoretical besttime: 1:39.885</b>								
1	1:50.387	59.858		23.564		26.965	142		6	1:42.317	51.519		23.441		27.357	141	182
2	1:45.160	51.767		23.245		30.148	144	181	7	1:47.560	51.424		24.033		32.103		183
3	1:41.804	52.117		23.086		26.601	141	183	8	5:38.746	4:48.508		23.665		26.573	143	
4	1:41.147	52.085		<b>22.784</b>		26.278	<b>144</b>	182	<b>9</b>	<b>1:40.150</b>	51.079		22.871		<b>26.200</b>	143	182
5	1:40.388	<b>50.901</b>		23.128		26.359	144	<b>184</b>	10	1:57.998	51.754		26.168		40.076		183

<b>33</b>	Jan Jonck, DNK ,								<b>theoretical besttime: 1:40.009</b>								
1	2:50.312	1:56.377		26.790		27.145	143		5	1:43.231	51.583		24.004		27.644	145	<b>186</b>
2	1:41.702	52.146		23.123		26.433	145	186	6	1:50.484	52.952		24.631		32.901		184
3	1:40.782	51.535		22.993		<b>26.254</b>	<b>146</b>	186	7	9:07.045	8:06.415		<b>22.857</b>		37.773		
4	<b>1:40.605</b>	<b>50.898</b>		23.037		26.670	143	186									



# ADAC Formel 4

## Lap analysis Free Practice 2



Provisional

**DMSB** Reg. Nr.: 222/2015

Friday 28.8.2015 12:35



Sachsenring, Length: 3645 m  
 Air temperature: 15.7°C  
 Track temperature: 18.2°C  
 Weather condition: Wet

Lap	Time	SE1	SP1	SE2	SP2	SE3	SP3	TSP	Lap	Time	SE1	SP1	SE2	SP2	SE3	SP3	TSP
<b>34</b>	Toni Wolf, DEU ,								<b>theoretical besttime: 1:40.436</b>								
1	2:27.911	1:34.370		25.684		27.857	134		<b>6</b>	<b>1:40.970</b>	<b>50.930</b>		23.690		<b>26.350</b>	144	<b>188</b>
2	1:42.129	52.341		<b>23.156</b>		26.632	142	163	7	1:55.577	52.290		26.537		36.750		187
3	1:41.252	51.220		23.527		26.505	143	185	8	5:25.079	4:33.792		23.905		27.382	141	
4	1:41.159	51.121		23.449		26.589	144	186	9	2:03.040	52.803		25.166		45.071		184
5	1:41.452	51.030		23.759		26.663	<b>145</b>	187									

<b>35</b>	Carrie Schreiner, DEU ,								<b>theoretical besttime: 1:47.188</b>								
1	2:54.122	1:56.053		29.006		29.063	142		5	1:47.870	55.327		<b>24.621</b>		<b>27.922</b>	142	<b>185</b>
2	1:50.886	55.830		26.329		28.727	140	182	6	1:59.192	55.554		26.446		37.192		167
3	<b>1:47.348</b>	<b>54.645</b>		24.683		28.020	<b>143</b>	181	7	6:37.685	5:44.083		25.350		28.252	142	
4	2:00.094	54.930		25.018		40.146	140	184	8	1:56.217	54.654		25.155		36.408		184

<b>36</b>	Joey Mawson, AUS ,								<b>theoretical besttime: 1:38.225</b>								
1	3:02.894	2:14.365		22.499		26.030	<b>146</b>		6	1:53.022	57.320		22.936		32.766		<b>188</b>
2	1:39.625	50.100		23.268		26.257	145	187	7	6:20.826	5:28.786		24.136		27.904	143	
3	1:39.751	<b>49.460</b>		24.270		<b>26.021</b>	143	187	8	1:39.663	50.585		22.935		26.143	141	184
4	1:39.566	49.961		23.238		26.367	144	186	9	2:00.179	51.427		27.066		41.686		185
5	<b>1:38.722</b>	49.914		<b>22.744</b>		26.064	143	187									

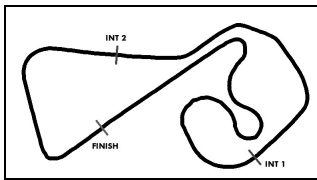
<b>38</b>	Luca Engstler, DEU ,								<b>theoretical besttime: 1:39.619</b>								
1	2:17.863	1:27.229		23.544		27.090	142		6	1:40.401	50.676		23.187		26.538	<b>144</b>	184
2	1:40.614	51.106		<b>23.046</b>		26.462	143	182	7	1:55.660	53.573		27.521		34.566		<b>185</b>
3	1:40.993	51.305		23.141		26.547	143	184	8	5:30.419	4:37.023		25.398		27.998	142	
4	1:40.532	51.130		23.095		<b>26.307</b>	144	184	9	1:41.902	51.823		23.399		26.680	142	182
5	<b>1:40.349</b>	<b>50.266</b>		23.530		26.553	142	184	10	2:44.599	59.327		47.518		57.754		183

<b>41</b>	Nico Rindlisbacher, CHE ,								<b>theoretical besttime: 1:39.373</b>								
1	2:25.162	1:33.421		23.934		27.807	137		6	1:42.693	51.790		24.172		26.731	141	<b>183</b>
2	<b>1:39.391</b>	<b>50.209</b>		<b>22.696</b>		26.486	142	181	7	1:54.761	55.068		25.477		34.216		177
3	1:41.120	50.758		23.693		26.669	141	183	8	6:03.398	5:13.228		23.578		26.592	141	
4	1:44.493	53.803		24.222		<b>26.468</b>	140	182	9	1:46.685	51.175		23.582		31.928		181
5	1:47.568	50.811		25.808		30.949	<b>143</b>	182									

<b>46</b>	Mauro Auricchio, BRA ,								<b>theoretical besttime: 1:39.361</b>								
1	2:37.710	1:47.120		24.048		26.542	144		6	1:40.768	<b>50.448</b>		23.692		26.628	<b>146</b>	184
2	1:41.625	50.622		24.196		26.807	140	<b>185</b>	7	1:56.517	56.578		26.856		33.083		155
3	1:41.749	51.272		24.368		26.109	144	184	8	5:18.108	4:26.737		25.201		26.170	139	
4	1:40.491	51.055		23.131		26.305	140	184									
5	<b>1:39.361</b>	<b>50.448</b>		<b>22.964</b>		<b>25.949</b>	141	183									

<b>55</b>	Marylin Niederhauser, CHE ,								<b>theoretical besttime: 1:45.955</b>								
1	2:48.092	1:48.126		26.842		33.124	121		6	1:57.345	53.880		27.373		36.092		182
2	1:48.747	55.959		25.075		27.713	<b>141</b>	177	7	6:08.761	5:10.630		25.637		32.494	94	
3	1:48.686	54.673		25.954		28.059	137	183	8	1:57.222	56.988		<b>24.947</b>		35.287	138	172
4	1:53.388	1:00.468		25.021		27.899	141	182	9	2:33.483	56.789		36.097		1:00.597		174
5	<b>1:46.065</b>	<b>53.348</b>		25.057		<b>27.660</b>	137	<b>183</b>									

<b>77</b>	Job Van Uitert, NLD ,								<b>theoretical besttime: 1:40.912</b>								
1	1:47.590	56.411		24.601		26.578	140		6	1:44.821	52.807		23.899		28.115	143	<b>183</b>
2	1:43.197	52.876		23.373		26.948	141	182	7	1:53.910	53.272		26.582		34.056		177
3	1:42.581	52.610		23.430		26.541	<b>144</b>	181	8	5:35.667	4:45.821		<b>23.222</b>		26.624	143	
4	1:41.772	51.878		23.317		26.577	141	183	9	1:41.565	<b>51.353</b>		23.607		26.605	141	183
5	<b>1:41.393</b>	51.694		23.362		<b>26.337</b>	142	183	10	1:59.460	52.227		27.085		40.148		182



# ADAC Formel 4

## Vmax list Free Practice 2



Provisional

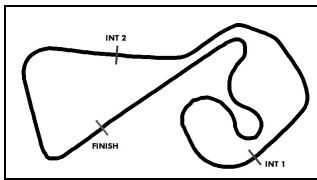
**DMSB** Reg. Nr.: 222/2015

Friday 28.8.2015 12:35



Sachsenring, Length: 3645 m  
Air temperature: 15.7°C  
Track temperature: 18.2°C  
Weather condition: Wet

Nr	Team, Car, Driver, Nat	Top speed
27	HTP Juniorteam, ADAC Formel 4 powered by Abarth Dienst Marvin , DEU	188,81 km/h
28	HTP Juniorteam, ADAC Formel 4 powered by Abarth Esmeijer Janneau , NLD	188,58 km/h
34	Toni Wolf, ADAC Formel 4 powered by Abarth Wolf Toni , DEU	188,45 km/h
36	Van Amersfoort Racing, ADAC Formel 4 powered by Abarth Mawson Joey , AUS	187,86 km/h
10	Motopark, ADAC Formel 4 powered by Abarth Waldherr Michael , DEU	187,66 km/h
3	Mücke-Motorsport, ADAC Formel 4 powered by Abarth Mazatis Benjamin , DEU	187,44 km/h
7	Motopark, ADAC Formel 4 powered by Abarth Eriksson Joel , SWE	187,14 km/h
9	Motopark, ADAC Formel 4 powered by Abarth Cecotto Jonathan , VEN	186,95 km/h
5	Mücke-Motorsport, ADAC Formel 4 powered by Abarth Beckmann David , DEU	186,63 km/h
6	Mücke-Motorsport, ADAC Formel 4 powered by Abarth Ortmann Mike David , DEU	186,59 km/h
13	Team piroSports, ADAC Formel 4 powered by Abarth Piro Cedric , DEU	186,40 km/h
33	RS Competition, ADAC Formel 4 powered by Abarth Jonck Jan , DNK	186,21 km/h
4	Mücke-Motorsport, ADAC Formel 4 powered by Abarth Shwartzman Robert , RUS	186,14 km/h
8	Motopark, ADAC Formel 4 powered by Abarth Fittje Jannes , DEU	186,05 km/h
25	Van Amersfoort Racing, ADAC Formel 4 powered by Abarth Schumacher Mick , DEU	185,92 km/h
14	Jenzer Motorsport, ADAC Formel 4 powered by Abarth Müller-Crepon Moritz , DEU	185,92 km/h
16	Jenzer Motorsport, ADAC Formel 4 powered by Abarth Böckmann Marek , DEU	185,85 km/h
18	Race Performance, ADAC Formel 4 powered by Abarth Maggi Giorgio , CHE	185,57 km/h
1	Neuhauser Racing Team, ADAC Formel 4 powered by Abarth Schramm Kim Luis , DEU	185,54 km/h
26	Van Amersfoort Racing, ADAC Formel 4 powered by Abarth Newey Harrison , GBR	185,50 km/h
46	Team Timo Scheider, ADAC Formel 4 powered by Abarth Auricchio Mauro , BRA	185,34 km/h



# ADAC Formel 4

## Vmax list Free Practice 2



Provisional

**DMSB** Reg. Nr.: 222/2015

Friday 28.8.2015 12:35



Sachsenring, Length: 3645 m  
Air temperature: 15.7°C  
Track temperature: 18.2°C  
Weather condition: Wet

Nr	Team, Car, Driver, Nat	Top speed
30	Team Timo Scheider, ADAC Formel 4 powered by Abarth Kremer Jason , DEU	185,00 km/h
20	Nikolaj Rogivue, ADAC Formel 4 powered by Abarth Rogivue Nikolaj , CHE	184,87 km/h
35	HTP Juniorteam, ADAC Formel 4 powered by Abarth Schreiner Carrie , DEU	184,87 km/h
38	Liqui Moly Team Engstler, ADAC Formel 4 powered by Abarth Engstler Luca , DEU	184,52 km/h
2	Neuhauser Racing Team, ADAC Formel 4 powered by Abarth Zimmermann Tim , DEU	184,30 km/h
21	Liqui Moly Team Engstler, ADAC Formel 4 powered by Abarth Halder Michelle , DEU	184,21 km/h
31	Mücke-Motorsport, ADAC Formel 4 powered by Abarth Shlom Yan Leon , RUS	183,74 km/h
77	Provily Racing, ADAC Formel 4 powered by Abarth Van Uitert Job , NLD	183,49 km/h
55	Race Performance, ADAC Formel 4 powered by Abarth Niederhauser Marylin , CHE	183,05 km/h
41	Jenzer Motorsport, ADAC Formel 4 powered by Abarth Rindlisbacher Nico , CHE	182,90 km/h
15	Jenzer Motorsport, ADAC Formel 4 powered by Abarth Kolkmann David , DEU	182,28 km/h