



ADAC Formel 4

Result List Free Practice 1



Provisional

DMSB Reg. Nr.: 222/2015

Amended
28.8.2015 - 12:59

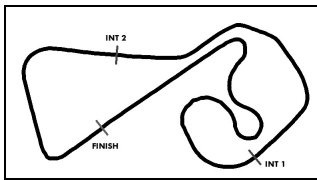


Sachsenring, Length: 3645 m
Air temperature: 15.6°C
Track temperature: 18.2°C
Weather condition: Wet

Friday 28.8.2015 10:30

started : 32 classified : 32 not classified : 0

#	Competitor	Sponsor	Lap	Best Time	Gap	Diff	Kph	Day Time
Cl.	Drivers	Car						
1	4 ADAC Berlin-Brandenburg e.V. R.Shwartzman(RUS)	ADAC Formel 4 powered by Abarth	15	1:31.876			142,8	10:55:45
2	30 Team Timo Scheider J.Kremer(DEU)	ADAC Formel 4 powered by Abarth	14	1:32.021	0.145	0.145	142,6	10:55:24
3	7 Motopark J.Eriksson(SWE)	ADAC Formel 4 powered by Abarth	16	1:32.212	0.336	0.191	142,3	10:56:15
4	27 HTP Juniorteam M.Dienst(DEU)	ADAC Formel 4 powered by Abarth	15	1:32.254	0.378	0.042	142,2	10:55:26
5	16 Jenzer Motorsport GmbH M.Böckmann(DEU)	ADAC Formel 4 powered by Abarth	14	1:32.624	0.748	0.370	141,7	10:55:18
6	36 Van Amersfoort Racing J.Mawson(AUS)	ADAC Formel 4 powered by Abarth	14	1:32.639	0.763	0.015	141,6	10:53:58
7	18 Race Performance G.Maggi(CHE)	ADAC Formel 4 powered by Abarth	12	1:32.861	0.985	0.222	141,3	10:50:06
8	5 ADAC Berlin-Brandenburg e.V. R D.Beckmann(DEU)	ADAC Formel 4 powered by Abarth	11	1:32.983	1.107	0.122	141,1	10:48:32
9	28 HTP Juniorteam J.Esmeijer(NLD)	ADAC Formel 4 powered by Abarth	13	1:33.163	1.287	0.180	140,8	10:56:20
10	26 Van Amersfoort Racing H.Newey(GBR)	ADAC Formel 4 powered by Abarth	13	1:33.238	1.362	0.075	140,7	10:51:16
11	2 Neuhauser Racing T.Zimmermann(DEU)	ADAC Formel 4 powered by Abarth	13	1:33.277	1.401	0.039	140,7	10:55:05
12	46 Team Timo Scheider M.Auricchio(BRA)	ADAC Formel 4 powered by Abarth	13	1:33.327	1.451	0.050	140,6	10:51:12
13	9 Motopark R J.Cecotto(VEN)	ADAC Formel 4 powered by Abarth	15	1:33.443	1.567	0.116	140,4	10:56:08
14	8 Motopark R J.Fittje(DEU)	ADAC Formel 4 powered by Abarth	15	1:33.461	1.585	0.018	140,4	10:55:01
15	1 Neuhauser Racing K.Schramm(DEU)	ADAC Formel 4 powered by Abarth	12	1:33.508	1.632	0.047	140,3	10:55:07
16	34 Toni Wolf R T.Wolf(DEU)	ADAC Formel 4 powered by Abarth	12	1:33.658	1.782	0.150	140,1	10:53:05
17	14 Jenzer Motorsport GmbH M.Müller-Crepon(DEU)	ADAC Formel 4 powered by Abarth	15	1:33.717	1.841	0.059	140,0	10:56:10
18	20 Nikolaj Rogivue N.Rogivue(CHE)	ADAC Formel 4 powered by Abarth	14	1:33.789	1.913	0.072	139,9	10:53:37
19	3 ADAC Berlin-Brandenburg e.V. R B.Mazatis(DEU)	ADAC Formel 4 powered by Abarth	15	1:33.831	1.955	0.042	139,8	10:55:03
20	6 ADAC Berlin-Brandenburg e.V. R M.Ortmann(DEU)	ADAC Formel 4 powered by Abarth	15	1:33.878	2.002	0.047	139,8	10:54:45
21	33 RS-Competition J.Jonck(DNK)	ADAC Formel 4 powered by Abarth	12	1:34.131	2.255	0.253	139,4	10:56:00
22	10 Motopark M.Waldherr(DEU)	ADAC Formel 4 powered by Abarth	13	1:34.182	2.306	0.051	139,3	10:55:29
23	13 Team piroports C.Piro(DEU)	ADAC Formel 4 powered by Abarth	11	1:34.854	2.978	0.672	138,3	10:52:01
24	77 Provily Racing R J.Van Uiter(NLD)	ADAC Formel 4 powered by Abarth	14	1:35.226	3.350	0.372	137,8	10:53:18
25	25 Van Amersfoort Racing R M.Schumacher(DEU)	ADAC Formel 4 powered by Abarth	6	1:35.256	3.380	0.030	137,8	10:39:58



ADAC Formel 4

Result List Free Practice 1



Provisional

DMSB Reg. Nr.: 222/2015

Amended
28.8.2015 - 12:59



Sachsenring, Length: 3645 m
Air temperature: 15.6°C
Track temperature: 18.2°C
Weather condition: Wet

Friday 28.8.2015 10:30

started : 32 classified : 32 not classified : 0

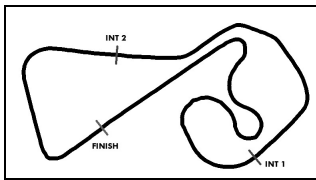
#	Competitor	Sponsor	Lap	Best Time	Gap	Diff	Kph	Day Time
Cl.	Drivers	Car						
26	15 Jenzer Motorsport GmbH D.Kolkmann(DEU)	ADAC Formel 4 powered by Abarth	10	1:35.549	3.673	0.293	137,3	10:51:31
27	41 Jenzer Motorsport R N.Rindlisbacher(CHE)	ADAC Formel 4 powered by Abarth	13	1:35.586	3.710	0.037	137,3	10:52:17
28	38 Liqui Moly Team Engstler R L.Engstler(DEU)	ADAC Formel 4 powered by Abarth	13	1:35.626	3.750	0.040	137,2	10:53:56
29	31 ADAC Berlin-Brandenburg e.V. R Y.Shlom(RUS)	ADAC Formel 4 powered by Abarth	14	1:35.854	3.978	0.228	136,9	10:56:13
30	21 Liqui Moly Team Engstler R M.Halder(DEU)	ADAC Formel 4 powered by Abarth	14	1:36.825	4.949	0.971	135,5	10:54:08
31	55 Race Performance R M.Niederhauser(CHE)	ADAC Formel 4 powered by Abarth	13	1:41.449	9.573	4.624	129,3	10:54:27
32	35 HTP Juniorteam R C.Schreiner(DEU)	ADAC Formel 4 powered by Abarth	10	1:42.063	10.187	0.614	128,6	10:55:12

Subject to final scrutineering!

Publications Time:

Clerk of the course:

Time Keeping:



ADAC Formel 4

Lap analysis Free Practice 1



Provisional

DMSB Reg. Nr.: 222/2015

Friday 28.8.2015 10:30



Sachsenring, Length: 3645 m
 Air temperature: 15.1°C
 Track temperature: 18.1°C
 Weather condition: Wet

Lap	Time	SE1	SP1	SE2	SP2	SE3	SP3	TSP	Lap	Time	SE1	SP1	SE2	SP2	SE3	SP3	TSP
1 Kim Luis Schramm, DEU ,									theoretical besttime: 1:33.331								
1	1:52.066	1:00.429		25.026		26.611	144		7	1:34.400	47.962		21.351		25.087	146	191
2	1:36.356	49.143		21.767		25.446	146	185	8	1:34.167	47.950		21.113		25.104	142	192
3	1:35.080	48.571		21.417		25.092	146	186	9	1:52.426	1:01.403		21.160		29.863		190
4	1:37.328	49.133		22.480		25.715	146	188	10	6:55.661	6:08.564		21.599		25.498	145	
5	1:36.435	49.955		21.407		25.073	145	188	11	1:46.106	52.049		24.323		29.734	147	187
6	1:34.219	48.092		21.087		25.040	146	190	12	1:33.508	48.127		20.924		24.457	147	191

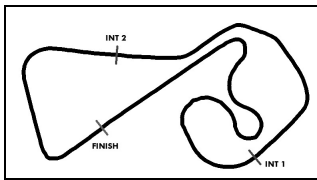
2 Tim Zimmermann, DEU ,									theoretical besttime: 1:33.131								
1	1:55.351	1:01.667		25.621		28.063	140		8	1:34.009	47.695		21.248		25.066	146	190
2	1:38.540	50.899		22.051		25.590	146	185	9	1:39.655	47.805		21.202		30.648		190
3	1:36.423	49.528		21.475		25.420	148	188	10	5:39.568	4:52.316		21.951		25.301	148	
4	1:35.932	48.601		21.523		25.808	146	189	11	1:34.036	48.451		20.739		24.846	148	190
5	1:36.589	49.638		21.232		25.719	145	159	12	1:33.358	47.663		20.658		25.037	149	191
6	1:34.975	48.124		21.639		25.212	148	189	13	1:33.277	47.652		20.804		24.821	147	192
7	1:34.153	47.803		20.991		25.359	147	190									

3 Benjamin Mazatis, DEU ,									theoretical besttime: 1:33.769								
1	2:23.783	1:26.268		28.279		29.236	144		9	1:35.268	48.651		21.595		25.022	149	192
2	1:46.304	53.580		24.845		27.879	144	173	10	1:34.502	47.942		21.717		24.843	149	192
3	1:41.524	51.300		23.662		26.562	147	189	11	1:34.360	47.970		21.550		24.840	145	192
4	1:39.320	50.523		23.118		25.679	149	191	12	1:33.946	48.052		21.387		24.507	149	190
5	1:37.402	49.249		22.373		25.780	148	191	13	1:35.998	47.991		23.171		24.836	150	192
6	1:39.717	51.992		22.096		25.629	144	191	14	1:34.753	47.970		21.581		25.202	147	192
7	1:36.615	48.969		22.351		25.295	146	190	15	1:33.831	47.980		21.320		24.531	148	191
8	1:35.959	48.539		22.029		25.391	146	190									

4 Robert Shwartzman, RUS ,									theoretical besttime: 1:31.739								
1	2:26.775	1:34.166		25.775		26.834	144		9	1:34.485	48.181		21.462		24.842	148	194
2	1:39.001	50.842		22.800		25.359	147	182	10	1:32.931	47.458		20.807		24.666	149	193
3	1:35.392	48.803		21.650		24.939	146	191	11	1:32.814	47.726		20.840		24.248	149	193
4	1:34.615	48.504		21.466		24.645	149	190	12	1:36.331	47.414		20.866		28.051		193
5	1:35.383	48.497		22.359		24.527	150	193	13	2:50.762	2:04.835		21.598		24.329	148	
6	1:33.618	47.951		21.164		24.503	150	193	14	1:31.968	47.377		20.512		24.079	150	193
7	1:36.104	48.096		22.967		25.041	145	194	15	1:31.876	47.173		20.487		24.216	148	194
8	1:33.251	47.953		20.825		24.473	148	192									

5 David Beckmann, DEU ,									theoretical besttime: 1:32.273								
1	2:46.827	1:57.358		23.769		25.700	144		8	1:35.591	48.326		22.001		25.264	143	192
2	1:36.320	49.013		22.047		25.260	144	185	9	1:33.531	47.884		20.876		24.771	148	191
3	1:35.585	48.513		22.103		24.969	147	189	10	1:33.361	47.573		20.955		24.833	148	193
4	1:35.624	48.594		22.346		24.684	148	191	11	1:32.983	47.379		20.943		24.661	147	192
5	1:34.371	47.804		21.566		25.001	149	191	12	1:33.141	47.819		20.744		24.578	148	192
6	1:34.049	47.722		21.343		24.984	148	194	13	1:37.222	47.718		21.681		27.823		194
7	1:34.355	47.720		21.217		25.418	145	192	14	3:37.095	2:52.201		20.477		24.417	149	

6 Mike David Ortmann, DEU ,									theoretical besttime: 1:33.443								
1	2:13.271	1:20.823		25.137		27.311	144		9	1:34.838	48.563		21.698		24.577	148	194
2	1:40.629	51.862		22.993		25.774	147	190	10	1:34.863	48.569		21.566		24.728	148	193
3	1:39.654	50.553		23.158		25.943	146	191	11	1:34.569	48.516		21.399		24.654	150	192
4	1:38.149	50.221		22.465		25.463	148	192	12	1:34.137	48.073		21.259		24.805	150	194
5	1:36.995	49.565		22.254		25.176	149	192	13	1:39.490	53.413		21.430		24.647	148	193
6	1:37.855	49.964		22.944		24.947	150	192	14	1:34.131	48.761		20.975		24.395	150	193
7	1:36.985	50.077		21.906		25.002	150	193	15	1:33.878	48.258		21.017		24.603	148	194
8	1:36.004	48.919		21.698		25.387	147	193	16	1:35.651	49.027		22.067		24.557	144	194



ADAC Formel 4

Lap analysis Free Practice 1



Provisional

DMSB Reg. Nr.: 222/2015

Friday 28.8.2015 10:30



Sachsenring, Length: 3645 m

Air temperature: 15.1°C

Track temperature: 18.1°C

Weather condition: Wet

Lap	Time	SE1	SP1	SE2	SP2	SE3	SP3	TSP	Lap	Time	SE1	SP1	SE2	SP2	SE3	SP3	TSP
7	Joel Eriksson, SWE ,								theoretical besttime: 1:32.212								
1	2:24.859	1:32.256		24.557		28.046	140		9	1:32.901	47.496		20.776		24.629	147	192
2	1:41.726	53.118		22.872		25.736	146	152	10	1:32.983	47.493		20.951		24.539	147	191
3	1:34.999	48.494		21.421		25.084	145	192	11	1:32.830	47.389		20.744		24.697	147	194
4	1:34.758	48.550		21.322		24.886	146	192	12	1:32.792	47.509		20.795		24.488	147	197
5	1:35.549	48.205		22.510		24.834	146	192	13	1:33.612	48.086		20.882		24.644	147	193
6	1:48.261	56.974		24.289		26.998	147	193	14	1:32.694	47.355		20.727		24.612	146	194
7	1:35.127	47.643		21.417		26.067	138	195	15	1:34.395	48.501		20.813		25.081	149	194
8	1:35.356	47.941		22.534		24.881	148	189	16	1:32.212	47.235		20.523		24.454	147	195

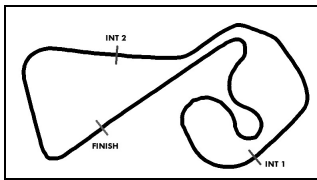
8	Jannes Fittje, DEU ,								theoretical besttime: 1:33.263								
1	2:27.683	1:33.928		25.786		27.969	143		9	1:34.556	48.169		21.393		24.994	145	192
2	1:41.945	51.184		23.936		26.825	143	172	10	1:33.837	47.900		21.158		24.779	145	191
3	1:37.593	49.736		22.363		25.494	143	188	11	1:34.323	48.171		21.080		25.072	147	192
4	1:36.195	49.168		21.742		25.285	147	189	12	1:35.223	48.291		21.699		25.233	148	192
5	1:35.660	48.754		21.608		25.298	144	191	13	1:33.778	47.920		21.140		24.718	146	193
6	1:36.437	48.426		22.274		25.737	146	191	14	1:37.770	48.256		24.139		25.375	145	191
7	1:41.237	48.546		22.125		30.566	144	191	15	1:33.461	47.599		20.946		24.916	148	191
8	1:41.836	51.674		23.823		26.339	145	191									

9	Jonathan Cecotto, VEN ,								theoretical besttime: 1:33.317								
1	1:54.099	1:00.809		25.817		27.473	142		9	1:41.590	50.000		21.712		29.878		193
2	1:39.059	51.143		22.138		25.778	144	189	10	3:21.398	2:35.019		21.212		25.167	148	
3	1:38.313	50.857		21.857		25.599	148	189	11	1:33.903	48.215		20.823		24.865	149	193
4	1:37.858	50.110		21.658		26.090	147	191	12	1:33.925	48.288		20.819		24.818	148	193
5	1:35.957	49.308		21.262		25.387	148	192	13	1:34.501	47.955		21.713		24.833	149	193
6	1:36.499	49.649		21.378		25.472	148	192	14	1:34.295	48.615		20.890		24.790	150	194
7	1:36.803	48.980		22.019		25.804	147	192	15	1:33.443	47.791		20.736		24.916	149	193
8	1:36.797	49.251		21.770		25.776	148	193									

10	Michael Waldherr, DEU ,								theoretical besttime: 1:33.691								
1	6:02.895	5:10.799		24.501		27.595	143		8	1:35.145	48.601		21.501		25.043	150	192
2	1:41.158	51.795		22.653		26.710	143	190	9	1:34.409	48.283		21.047		25.079	147	193
3	1:38.177	50.211		22.037		25.929	147	189	10	1:34.438	48.226		21.179		25.033	147	193
4	1:41.971	49.333		27.212		25.426	148	192	11	1:34.639	48.128		20.804		25.707	147	192
5	1:35.815	48.921		21.161		25.733	145	193	12	1:44.128	57.425		21.542		25.161	149	192
6	1:37.497	49.488		22.371		25.638	149	192	13	1:34.182	48.612		20.811		24.759	149	195
7	1:35.126	48.495		21.084		25.547	143	194									

13	Cedric Piro, DEU ,								theoretical besttime: 1:34.821								
1	2:04.775	1:14.334		24.019		26.422	138		8	1:39.806	48.820		21.814		29.172		191
2	1:41.281	51.436		23.341		26.504	143	188	9	5:13.805	4:26.704		21.947		25.154	146	
3	1:40.614	50.808		22.812		26.994	146	189	10	1:35.557	48.924		21.518		25.115	147	191
4	1:37.873	49.837		22.312		25.724	146	192	11	1:34.854	48.524		21.388		24.942	148	192
5	1:36.290	49.172		21.926		25.192	144	191	12	1:34.919	48.533		21.429		24.957	147	193
6	1:39.062	50.775		23.194		25.093	147	191	13	1:35.086	48.491		21.559		25.036	147	193
7	1:37.176	49.981		21.894		25.301	145	192									

14	Moritz Müller-Crepon, DEU ,								theoretical besttime: 1:33.717								
1	1:57.252	1:03.471		26.212		27.569	141		9	1:35.950	48.315		22.513		25.122	144	188
2	1:44.333	54.466		23.590		26.277	145	187	10	1:35.308	48.573		21.687		25.048	145	190
3	1:38.060	49.850		22.243		25.967	145	186	11	1:34.712	48.076		21.362		25.274	146	190
4	1:37.293	49.113		22.218		25.962	146	189	12	1:35.404	48.526		21.478		25.400	146	191
5	1:38.638	48.608		24.225		25.805	146	189	13	1:38.138	48.295		21.540		28.303		192
6	1:45.213	57.023		22.926		25.264	145	190	14	3:03.154	2:16.903		21.201		25.050	148	
7	1:37.170	49.582		22.074		25.514	145	190	15	1:33.717	47.841		21.109		24.767	149	191
8	1:35.643	48.693		21.775		25.175	145	190									



ADAC Formel 4

Lap analysis Free Practice 1



Provisional

DMSB Reg. Nr.: 222/2015



Sachsenring, Length: 3645 m
 Air temperature: 15.1°C
 Track temperature: 18.1°C
 Weather condition: Wet

Friday 28.8.2015 10:30

Lap	Time	SE1	SP1	SE2	SP2	SE3	SP3	TSP	Lap	Time	SE1	SP1	SE2	SP2	SE3	SP3	TSP
15 David Kolkmann, DEU ,									theoretical besttime: 1:35.410								
1	2:09.845	1:15.939		24.909		28.997	140		8	5:56.405	5:08.304		21.921		26.180	142	
2	1:42.384	52.150		23.541		26.693	143	184	9	1:36.534	48.641		21.656		26.237	146	188
3	1:43.788	51.660		23.497		28.631	145	185	10	1:35.549	48.600		21.617		25.332	146	190
4	1:39.033	50.468		22.500		26.065	142	187	11	1:37.081	49.326		22.140		25.615	144	189
5	1:41.321	51.529		23.406		26.386	144	186	12	1:36.507	49.640		21.478		25.389	145	189
6	1:39.826	50.014		22.668		27.144	143	187	13	1:36.024	48.785		21.627		25.612	146	189
7	1:46.360	49.668		23.168		33.524		188									

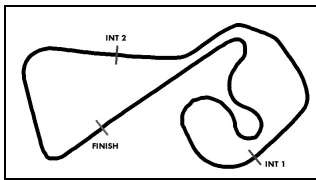
16 Marek Böckmann, DEU ,									theoretical besttime: 1:32.297								
1	1:59.359	1:10.046		23.043		26.270	146		8	1:36.506	48.762		22.223		25.521	149	193
2	1:39.334	50.872		22.347		26.115	142	191	9	1:36.078	49.076		21.536		25.466	148	194
3	1:35.619	48.623		21.646		25.350	147	190	10	1:33.941	47.775		21.008		25.158	148	192
4	1:35.727	48.581		21.315		25.831	148	191	11	1:41.453	51.037		21.312		29.104		192
5	1:40.450	49.565		21.600		29.285	146	190	12	4:05.275	3:20.109		20.522		24.644	151	
6	1:34.415	48.073		20.965		25.377	147	190	13	1:32.825	47.782		20.641		24.402	148	193
7	1:34.489	47.938		21.297		25.254	149	192	14	1:32.624	47.423		20.849		24.352	149	192

18 Giorgio Maggi, CHE ,									theoretical besttime: 1:32.842								
1	2:26.305	1:33.301		25.987		27.017	140		8	1:37.501	48.635		22.865		26.001	145	190
2	1:43.981	52.171		24.015		27.795	145	174	9	1:33.555	48.010		20.733		24.812	148	193
3	1:40.890	51.271		23.707		25.912	146	189	10	1:33.607	47.804		20.974		24.829	145	192
4	1:36.595	49.099		22.358		25.138	147	190	11	1:33.128	47.772		20.797		24.559	148	191
5	1:35.452	48.783		21.567		25.102	149	189	12	1:32.861	47.674		20.609		24.578	148	195
6	1:36.287	48.103		22.316		25.868	148	191	13	1:35.390	48.185		22.335		24.870	147	194
7	1:36.380	47.961		21.646		26.773	144	191	14	1:36.947	47.703		20.625		28.619		193

20 Nikolaj Rogivue, CHE ,									theoretical besttime: 1:33.679								
1	2:28.820	1:32.936		26.034		29.850	138		9	1:35.455	49.050		21.489		24.916	148	194
2	1:45.561	53.357		25.273		26.931	142	153	10	1:34.893	48.299		21.964		24.630	148	192
3	1:42.351	52.188		23.931		26.232	147	189	11	1:42.565	55.962		21.530		25.073	147	192
4	1:38.598	49.703		23.161		25.734	143	191	12	1:35.553	49.458		21.667		24.428	146	192
5	1:38.212	50.560		22.229		25.423	149	190	13	1:34.151	48.439		21.298		24.414	148	192
6	1:35.915	49.087		21.859		24.969	148	193	14	1:33.789	48.259		21.006		24.524	148	193
7	1:36.033	48.988		22.018		25.027	149	192	15	1:34.580	48.280		21.268		25.032	147	194
8	1:35.653	48.707		21.943		25.003	147	193									

21 Michelle Halder, DEU ,									theoretical besttime: 1:36.825								
1	2:21.705	1:27.059		26.106		28.540	141		9	1:38.260	50.212		22.001		26.047	143	188
2	1:43.715	52.278		23.809		27.628	142	184	10	1:39.499	50.024		22.564		26.911	144	188
3	1:51.166	1:00.448		23.643		27.075	143	185	11	1:38.051	49.749		21.841		26.461	143	188
4	1:41.573	51.863		23.031		26.679	142	186	12	1:38.239	49.837		22.014		26.388	144	187
5	1:40.102	50.741		22.755		26.606	145	186	13	1:37.471	49.536		21.996		25.939	145	188
6	1:39.881	50.261		22.888		26.732	141	187	14	1:36.825	49.269		21.749		25.807	147	188
7	1:39.585	50.270		22.516		26.799	141	188	15	1:37.736	49.283		22.162		26.291	146	190
8	1:42.168	51.506		23.634		27.028	142	186									

25 Mick Schumacher, DEU ,									theoretical besttime: 1:34.588								
1	1:56.546	1:04.860		23.710		27.976	144		5	1:35.614	48.992		21.139		25.483	149	191
2	1:38.850	51.514		21.578		25.758	149	189	6	1:35.256	48.285		21.462		25.509	149	193
3	1:36.302	49.138		21.716		25.448	146	190	7	1:39.835	48.001		21.150		30.684		193
4	1:36.186	48.836		21.255		26.095	148	192									



ADAC Formel 4

Lap analysis Free Practice 1



Provisional

DMSB Reg. Nr.: 222/2015

Friday 28.8.2015 10:30



Sachsenring, Length: 3645 m
 Air temperature: 15.1°C
 Track temperature: 18.1°C
 Weather condition: Wet

Lap	Time	SE1	SP1	SE2	SP2	SE3	SP3	TSP	Lap	Time	SE1	SP1	SE2	SP2	SE3	SP3	TSP
-----	------	-----	-----	-----	-----	-----	-----	-----	-----	------	-----	-----	-----	-----	-----	-----	-----

26 Harrison Newey, GBR ,									theoretical besttime: 1:33.148								
1	1:59.405	1:06.591		23.635		29.179	97		9	1:34.235	47.948		21.407		24.880	147	191
2	1:45.405	56.298		22.770		26.337	148	163	10	1:34.937	48.859		21.223		24.855	146	190
3	1:39.367	50.168		23.684		25.515	146	190	11	1:34.053	48.056		21.217		24.780	146	191
4	1:36.436	49.431		21.800		25.205	147	190	12	1:36.344	49.953		21.560		24.831	146	190
5	1:36.152	48.652		21.428		26.072	143	190	13	1:33.238	47.784		20.829		24.625	148	191
6	1:37.599	51.043		21.639		24.917	149	191	14	1:33.573	47.719		21.029		24.825	147	192
7	1:34.369	48.041		21.450		24.878	146	193	15	1:35.589	47.948		22.591		25.050	149	191
8	1:34.430	48.324		21.292		24.814	146	191	16	1:33.385	47.845		20.804		24.736	147	192

27 Marvin Dienst, DEU ,									theoretical besttime: 1:32.192								
1	3:17.905	2:27.570		23.938		26.397	148		9	1:32.878	47.048		20.826		25.004	149	196
2	1:37.607	49.769		22.261		25.577	148	190	10	1:47.314	59.666		21.837		25.811	150	94
3	1:36.178	48.787		22.231		25.160	148	192	11	1:33.983	47.592		21.463		24.928	150	195
4	1:34.608	48.302		21.363		24.943	147	192	12	1:32.527	47.147		20.683		24.697	149	194
5	1:34.155	48.125		21.182		24.848	149	192	13	1:32.794	47.157		20.691		24.946	150	195
6	1:33.459	47.508		21.039		24.912	149	193	14	1:34.079	48.201		20.886		24.992	150	195
7	1:33.278	47.242		21.091		24.945	148	194	15	1:32.254	47.110		20.537		24.607	149	195
8	1:33.042	47.317		20.961		24.764	150	194									

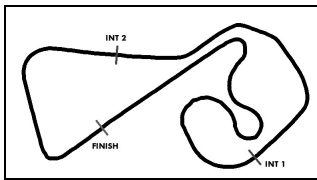
28 Janneau Esmeijer, NLD ,									theoretical besttime: 1:32.680								
1	3:19.109	2:24.767		26.550		27.792	146		8	1:34.473	48.183		21.473		24.817	148	193
2	1:40.253	51.142		22.925		26.186	147	190	9	1:36.192	48.473		22.802		24.917	145	194
3	1:39.526	49.392		22.267		27.867	144	191	10	1:53.573	1:02.350		22.149		29.074		193
4	1:35.895	48.955		21.914		25.026	150	190	11	5:11.016	4:25.775		20.916		24.325	149	
5	1:34.966	48.190		21.779		24.997	148	193	12	1:33.226	47.439		21.163		24.624	147	195
6	1:34.722	48.003		21.663		25.056	148	193	13	1:33.163	47.676		20.919		24.568	149	194
7	1:34.234	47.923		21.396		24.915	148	193									

30 Jason Kremer, DEU ,									theoretical besttime: 1:32.021								
1	1:57.440	1:07.652		23.379		26.409	145		8	1:33.208	47.483		20.944		24.781	150	190
2	1:40.985	52.301		22.641		26.043	142	188	9	1:37.493	50.259		21.848		25.386	148	192
3	1:36.757	49.588		21.718		25.451	147	185	10	1:57.772	1:04.815		22.988		29.969		191
4	1:35.332	48.620		21.476		25.236	148	189	11	4:03.200	3:17.405		20.750		25.045	149	
5	1:34.988	48.511		21.272		25.205	148	188	12	1:33.699	47.282		21.568		24.849	148	191
6	1:34.116	47.924		21.138		25.054	148	192	13	1:32.900	47.405		20.961		24.534	148	191
7	1:34.203	47.831		21.102		25.270	150	191	14	1:32.021	47.241		20.460		24.320	148	191

31 Yan Leon Shlom, RUS ,									theoretical besttime: 1:35.854								
1	2:09.138	1:17.296		24.092		27.750	142		8	1:42.255	50.591		24.602		27.062	146	189
2	1:42.165	52.065		23.129		26.971	138	187	9	1:52.776	1:01.136		22.372		29.268		191
3	1:41.794	52.273		23.246		26.275	145	186	10	3:58.648	3:09.716		23.284		25.648	146	
4	1:40.104	51.992		22.376		25.736	146	189	11	1:37.157	50.304		21.599		25.254	147	189
5	1:40.235	50.874		23.371		25.990	144	190	12	1:37.195	50.342		21.768		25.085	148	190
6	1:39.766	50.817		23.303		25.646	146	190	13	1:37.344	50.755		21.346		25.243	149	191
7	1:38.615	50.534		22.182		25.899	145	190	14	1:35.854	49.610		21.194		25.050	148	192

33 Jan Jonck, DNK ,									theoretical besttime: 1:33.864								
1	3:22.432	2:31.622		24.020		26.790	145		7	1:38.270	49.658		22.485		26.127	148	191
2	1:38.864	49.901		22.804		26.159	146	187	8	1:37.204	49.756		21.753		25.695	147	192
3	1:41.095	51.043		23.693		26.359	144	188	9	1:41.939	49.444		21.679		30.816		192
4	1:38.388	50.425		22.161		25.802	146	189	10	6:16.808	5:30.134		21.621		25.053	146	
5	1:39.781	49.604		22.812		27.365	148	189	11	1:34.357	47.834		21.241		25.282	145	191
6	1:37.466	49.626		22.188		25.652	147	192	12	1:34.131	48.101		21.060		24.970	150	191





ADAC Formel 4

Lap analysis Free Practice 1



Provisional

DMSB Reg. Nr.: 222/2015



Sachsenring, Length: 3645 m
 Air temperature: 15.1°C
 Track temperature: 18.1°C
 Weather condition: Wet

Friday 28.8.2015 10:30

Lap	Time	SE1	SP1	SE2	SP2	SE3	SP3	TSP	Lap	Time	SE1	SP1	SE2	SP2	SE3	SP3	TSP
34	Toni Wolf, DEU ,								theoretical besttime: 1:33.512								
1	2:25.629	1:30.919		25.129		29.581	119		8	1:45.072	58.520		21.604		24.948	147	193
2	1:50.332	54.273		28.384		27.675	141	147	9	1:40.961	49.910		21.794		29.257		191
3	1:41.261	51.994		22.890		26.377	150	157	10	4:05.502	3:19.063		21.501		24.938	147	
4	1:38.419	49.867		23.120		25.432	149	193	11	1:35.038	48.900		21.175		24.963	149	192
5	1:36.401	49.282		21.779		25.340	149	193	12	1:33.658	48.265		21.105		24.288	150	195
6	1:36.180	48.864		22.036		25.280	148	192	13	1:33.929	48.231		21.067		24.631	148	194
7	1:36.610	49.116		22.605		24.889	148	191	14	1:34.444	48.541		20.993		24.910	147	193

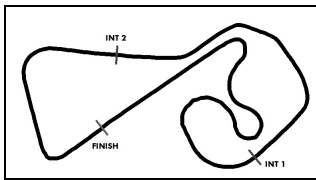
35	Carrie Schreiner, DEU ,								theoretical besttime: 1:41.950								
1	3:06.917	2:06.352		29.762		30.803	141		6	2:00.195	53.103		22.973		44.119	54	192
2	1:53.394	57.141		27.254		28.999	144	185	7	2:04.136	1:03.683		26.604		33.849		108
3	1:48.533	55.611		25.134		27.788	147	190	8	7:22.040	6:28.810		24.869		28.361	145	
4	1:45.966	54.637		24.021		27.308	148	159	9	1:44.747	52.670		24.519		27.558	144	191
5	1:44.115	54.067		23.607		26.441	148	191	10	1:42.063	52.587		23.086		26.390	144	191

36	Joey Mawson, AUS ,								theoretical besttime: 1:32.555								
1	1:54.644	1:03.923		24.085		26.636	142		9	1:34.163	47.803		21.386		24.974	145	191
2	1:36.024	49.057		21.607		25.360	144	188	10	1:34.515	47.979		21.232		25.304	147	192
3	1:35.239	48.657		21.346		25.236	147	188	11	1:33.440	47.666		20.976		24.798	146	192
4	1:35.791	48.887		21.537		25.367	146	190	12	1:38.712	47.999		21.155		29.558		192
5	1:34.646	48.480		21.215		24.951	146	191	13	3:05.042	2:19.673		20.777		24.592	146	
6	1:34.615	48.118		21.201		25.296	146	191	14	1:32.639	47.341		20.622		24.676	147	192
7	1:34.553	47.992		21.515		25.046	145	191	15	1:33.739	47.367		21.286		25.086	148	192
8	1:34.111	47.891		21.201		25.019	145	191									

38	Luca Engstler, DEU ,								theoretical besttime: 1:35.074								
1	1:56.000	1:00.528		26.647		28.825	143		8	1:35.866	49.219		21.578		25.069	146	191
2	1:43.000	52.940		22.967		27.093	145	185	9	1:35.805	48.517		21.574		25.714	145	190
3	1:38.741	50.195		22.283		26.263	144	187	10	1:42.165	49.555		21.761		30.849		190
4	1:37.809	49.876		22.086		25.847	148	188	11	3:58.614	3:09.195		23.947		25.472	146	
5	1:40.766	49.113		25.279		26.374	145	189	12	1:37.511	49.321		21.843		26.347	148	191
6	1:37.846	50.226		22.040		25.580	148	190	13	1:35.626	48.847		21.488		25.291	148	192
7	1:36.466	49.498		21.671		25.297	148	190	14	1:36.067	48.733		21.607		25.727	147	192

41	Nico Rindlisbacher, CHE ,								theoretical besttime: 1:35.453								
1	2:44.431	1:47.932		27.183		29.316	138		9	1:36.503	48.946		21.857		25.700	144	190
2	1:44.317	53.766		23.857		26.694	142	169	10	1:37.593	50.407		21.870		25.316	146	189
3	1:40.300	50.546		23.604		26.150	143	185	11	1:36.141	48.699		22.021		25.421	147	189
4	1:38.069	49.712		22.600		25.757	145	186	12	1:36.398	48.675		22.304		25.419	146	190
5	1:36.560	48.897		22.175		25.488	145	188	13	1:35.586	48.720		21.593		25.273	146	191
6	1:37.123	49.371		22.160		25.592	145	189	14	1:36.698	48.587		22.260		25.851	145	189
7	1:36.903	48.772		21.966		26.165	144	189	15	1:39.808	48.832		23.084		27.892	138	191
8	1:37.773	49.449		22.687		25.637	145	187									

46	Mauro Auricchio, BRA ,								theoretical besttime: 1:32.810								
1	1:59.590	1:08.801		24.018		26.771	147		9	1:35.172	48.753		21.597		24.822	147	191
2	1:39.974	50.965		22.912		26.097	148	188	10	1:34.855	48.383		21.492		24.980	149	192
3	1:38.642	49.935		22.448		26.259	146	184	11	1:33.888	47.718		21.461		24.709	149	192
4	1:37.648	49.688		22.455		25.505	149	188	12	1:34.317	47.936		21.467		24.914	148	191
5	1:38.031	49.045		23.394		25.592	148	192	13	1:33.327	47.416		21.113		24.798	149	190
6	1:36.062	48.487		22.454		25.121	148	190	14	1:33.767	47.950		21.042		24.775	148	192
7	1:35.300	48.358		21.813		25.129	146	190	15	1:33.336	47.442		21.255		24.639	147	194
8	1:35.391	48.484		21.961		24.946	149	191	16	1:33.467	47.975		21.140		24.352	148	192



ADAC Formel 4

Lap analysis Free Practice 1



Provisional

DMSB Reg. Nr.: 222/2015

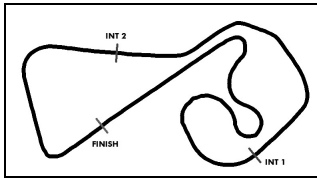


Sachsenring, Length: 3645 m
 Air temperature: 15.1°C
 Track temperature: 18.1°C
 Weather condition: Wet

Friday 28.8.2015 10:30

Lap	Time	SE1	SP1	SE2	SP2	SE3	SP3	TSP	Lap	Time	SE1	SP1	SE2	SP2	SE3	SP3	TSP
55 Marylin Niederhauser, CHE ,									theoretical besttime: 1:41.351								
1	2:53.636	1:55.046		28.861		29.729	140		8	1:46.681	54.514		24.491		27.676	143	179
2	1:53.633	56.121		28.061		29.451	141	184	9	1:45.206	52.877		24.612		27.717	144	189
3	1:59.963	54.650		26.151		39.162	134	185	10	1:42.820	51.978		23.717		27.125	141	190
4	1:50.862	56.724		25.650		28.488	143	148	11	1:42.685	51.945		23.704		27.036	141	188
5	1:46.048	53.329		25.157		27.562	144	185	12	1:42.026	51.637		23.817		26.572	144	188
6	1:44.939	52.775		24.986		27.178	144	190	13	1:41.449	51.075		23.732		26.642	144	190
7	1:57.260	52.955		24.934		39.371	112	188	14	1:42.568	51.865		23.785		26.918	144	191

Lap	Time	SE1	SP1	SE2	SP2	SE3	SP3	TSP	Lap	Time	SE1	SP1	SE2	SP2	SE3	SP3	TSP
77 Job Van Uitert, NLD ,									theoretical besttime: 1:35.047								
1	1:55.696	58.478		27.664		29.554	139		9	1:36.338	49.594		21.912		24.832	148	189
2	1:46.828	55.283		24.118		27.427	149	182	10	1:36.683	49.484		21.925		25.274	142	191
3	1:43.623	51.893		24.836		26.894	146	185	11	1:36.813	49.418		22.041		25.354	148	189
4	1:39.106	51.000		22.549		25.557	148	188	12	1:36.149	49.301		21.907		24.941	146	190
5	1:38.106	50.091		22.540		25.475	148	189	13	1:37.805	49.274		23.105		25.426	150	190
6	1:39.615	49.846		23.664		26.105	145	190	14	1:35.226	48.605		21.888		24.733	148	193
7	1:39.199	49.465		23.954		25.780	146	189	15	1:35.572	48.853		21.769		24.950	147	191
8	1:37.117	49.248		22.375		25.494	147	190	16	1:35.624	49.136		21.709		24.779	148	189



ADAC Formel 4

Vmax list Free Practice 1



Provisional

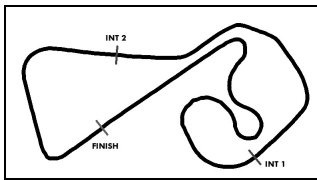
DMSB Reg. Nr.: 222/2015

Friday 28.8.2015 10:30



Sachsenring, Length: 3645 m
Air temperature: 15.1°C
Track temperature: 18.1°C
Weather condition: Wet

Nr	Team, Car, Driver, Nat	Top speed
7	Motopark, ADAC Formel 4 powered by Abarth Eriksson Joel , SWE	196,76 km/h
27	HTP Juniorteam, ADAC Formel 4 powered by Abarth Dienst Marvin , DEU	196,15 km/h
34	Toni Wolf, ADAC Formel 4 powered by Abarth Wolf Toni , DEU	195,44 km/h
18	Race Performance, ADAC Formel 4 powered by Abarth Maggi Giorgio , CHE	195,05 km/h
10	Motopark, ADAC Formel 4 powered by Abarth Waldherr Michael , DEU	194,98 km/h
28	HTP Juniorteam, ADAC Formel 4 powered by Abarth Esmeijer Janneau , NLD	194,73 km/h
5	Mücke-Motorsport, ADAC Formel 4 powered by Abarth Beckmann David , DEU	194,24 km/h
6	Mücke-Motorsport, ADAC Formel 4 powered by Abarth Ortmann Mike David , DEU	194,17 km/h
16	Jenzer Motorsport, ADAC Formel 4 powered by Abarth Böckmann Marek , DEU	194,14 km/h
9	Motopark, ADAC Formel 4 powered by Abarth Cecotto Jonathan , VEN	194,07 km/h
4	Mücke-Motorsport, ADAC Formel 4 powered by Abarth Shwartzman Robert , RUS	194,00 km/h
20	Nikolaj Rogivue, ADAC Formel 4 powered by Abarth Rogivue Nikolaj , CHE	193,69 km/h
46	Team Timo Scheider, ADAC Formel 4 powered by Abarth Auricchio Mauro , BRA	193,58 km/h
13	Team piroports, ADAC Formel 4 powered by Abarth Piro Cedric , DEU	193,20 km/h
26	Van Amersfoort Racing, ADAC Formel 4 powered by Abarth Newey Harrison , GBR	193,17 km/h
77	ProVity Racing, ADAC Formel 4 powered by Abarth Van Uiter Job , NLD	192,89 km/h
25	Van Amersfoort Racing, ADAC Formel 4 powered by Abarth Schumacher Mick , DEU	192,72 km/h
8	Motopark, ADAC Formel 4 powered by Abarth Fittje Jannes , DEU	192,62 km/h
36	Van Amersfoort Racing, ADAC Formel 4 powered by Abarth Mawson Joey , AUS	192,48 km/h
3	Mücke-Motorsport, ADAC Formel 4 powered by Abarth Mazatis Benjamin , DEU	192,48 km/h
30	Team Timo Scheider, ADAC Formel 4 powered by Abarth Kremer Jason , DEU	192,44 km/h



ADAC Formel 4

Vmax list Free Practice 1



Provisional

DMSB Reg. Nr.: 222/2015

Friday 28.8.2015 10:30



Sachsenring, Length: 3645 m
Air temperature: 15.1°C
Track temperature: 18.1°C
Weather condition: Wet

Nr	Team, Car, Driver, Nat	Top speed
33	RS Competition, ADAC Formel 4 powered by Abarth Jonck Jan , DNK	192,44 km/h
38	Liqui Moly Team Engstler, ADAC Formel 4 powered by Aba Engstler Luca , DEU	192,44 km/h
35	HTP Juniorteam, ADAC Formel 4 powered by Abarth Schreiner Carrie , DEU	192,41 km/h
31	Team Timo Scheider, ADAC Formel 4 powered by Abarth Shlom Yan Leon , RUS	192,24 km/h
2	Neuhauser Racing Team, ADAC Formel 4 powered by Abarth Zimmermann Tim , DEU	192,21 km/h
14	Jenzer Motorsport, ADAC Formel 4 powered by Abarth Müller-Crepon Moritz , DEU	191,59 km/h
1	Neuhauser Racing Team, ADAC Formel 4 powered by Abarth Schramm Kim Luis , DEU	191,52 km/h
55	Race Performance, ADAC Formel 4 powered by Abarth Niederhauser Marylin , CHE	191,08 km/h
41	Jenzer Motorsport, ADAC Formel 4 powered by Abarth Rindlisbacher Nico , CHE	191,02 km/h
15	Jenzer Motorsport, ADAC Formel 4 powered by Abarth Kolkmann David , DEU	190,17 km/h
21	Liqui Moly Team Engstler, ADAC Formel 4 powered by Aba Halder Michelle , DEU	189,84 km/h