

# ADAC GT Masters

## Result List Qualifying 1



Provisional

**DMSB** Reg. Nr.: 212/2015

Amended  
14.8.2015 - 20:49

Nürburgring, Length: 3629 m

Air temperature: 22.0°C

Track temperature: 24.3°C

Weather condition: Dry

Friday 14.8.2015 16:00

started : 21      classified : 20      not classified : 1

	Drivers	Team	Car	Lap	Best Time	Gap	Diff	Kph	Day Time
1	36 <b>M.Ragginger</b> /K.Bachler	Schütz Motorsport	Porsche 911 GT3 R	5	<b>1:28.534</b>			147,6	16:25:50
2	8 <b>C.Schmid</b> /F.Hamprecht	Bentley Team HTP	Bentley Continental GT3	6	<b>1:28.588</b>	0.054	0.054	147,5	16:28:43
3	7 <b>L.Stolz</b> /V.Abril	Bentley Team HTP	Bentley Continental GT3	6	<b>1:28.598</b>	0.064	0.010	147,5	16:31:06
4	69 <b>D.Alessi</b> /P.Assenheimer	Callaway Competition	Corvette Z06.R GT3	7	<b>1:28.728</b>	0.194	0.130	147,2	16:18:42
5	16 <b>R.Frey</b> /P.Geipel	YACO Racing	Audi R8 LMS ultra	8	<b>1:28.739</b>	0.205	0.011	147,2	16:27:18
6	19 <b>C.Hürtgen</b> /U.Alzen	BMW Sports Trophy Team Schubert	BMW Z4 GT3	7	<b>1:28.749</b>	0.215	0.010	147,2	16:25:26
7	23 <b>M.Gassner</b> (*G*)/F.Strauss	MRS GT Racing	Nissan GT-R Nismo GT3	6	<b>1:28.751</b>	0.217	0.002	147,2	16:16:56
8	80 <b>D.Baumann</b> /J.Klingmann	BMW Sports Trophy Team Schubert	BMW Z4 GT3	5	<b>1:28.752</b>	0.218	0.001	147,2	16:23:48
9	24 <b>F.Stoll</b> /M.Basseng	kfzteile24 MS RACING	Audi R8 LMS ultra	5	<b>1:28.767</b>	0.233	0.015	147,2	16:15:35
10	99 <b>N.Bastian</b> /S.Dusseldorf	ROWE Racing	Mercedes-Benz SLS AMG GT3	8	<b>1:28.788</b>	0.254	0.021	147,1	16:31:42
11	100 <b>D.Dobitsch</b> /E.Sandström	kfzteile24 MS RACING	Audi R8 LMS ultra	5	<b>1:28.902</b>	0.368	0.114	147,0	16:20:33
12	2 <b>J.Pepper</b> /N.Thiim	C. Abt Racing	Audi R8 LMS ultra	4	<b>1:29.044</b>	0.510	0.142	146,7	16:19:46
13	1 <b>S.Wackerbauer</b> /K.van der Linde	C. Abt Racing	Audi R8 LMS ultra	10	<b>1:29.060</b>	0.526	0.016	146,7	16:30:40
14	66 <b>A.Wirth</b> /D.Keilwitz	Callaway Competition	Corvette Z06.R GT3	11	<b>1:29.061</b>	0.527	0.001	146,7	16:32:18
15	42 <b>H.Proczyk</b> /B.Schneider	HP Racing	Mercedes-Benz SLS AMG GT3	11	<b>1:29.140</b>	0.606	0.079	146,6	16:29:51
16	22 <b>D.Jöst</b> (*G*)/F.Scholze(*G*)	MRS GT Racing	Nissan GT-R Nismo GT3	6	<b>1:29.582</b>	1.048	0.442	145,8	16:18:05
17	13 <b>R.Lips</b> (*G*)/S.Barth	RWT-Racing Team	Corvette Z06.R GT3	9	<b>1:29.733</b>	1.199	0.151	145,6	16:26:45
18	33 <b>A.Mattschull</b> (*G*)/R.van der Zande	Car Collection Motorsport	Mercedes-Benz SLS AMG GT3	12	<b>1:30.219</b>	1.685	0.486	144,8	16:27:04
19	3 <b>A.Weishaupt</b> (*G*)/C.Jöns	C. Abt Racing	Audi R8 LMS ultra	6	<b>1:30.402</b>	1.868	0.183	144,5	16:24:27
20	12 <b>J.Knoll</b> (*G*)/L.Marionek	Senkyr Motorsport	BMW Z4 GT3	4	<b>1:30.507</b>	1.973	0.105	144,3	16:14:27
<b>excluded</b>									
	21 <b>S.Asch</b> /L.Ludwig	Team Zakspeed	Mercedes-Benz SLS AMG GT3	0					

Following stewards decision no. 35 exclusion for car no. 21

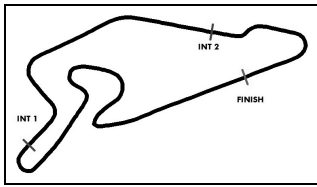
(\*G\*) marks the gentlemen driver

**Subject to final scrutineering!**

Publications Time:

Clerk of the course:

Time Keeping:



# ADAC GT Masters

## Lap Analysis Qualifying 1

Provisional



Nürburgring, Length: 3629 m

Air temperature: 22.7°C

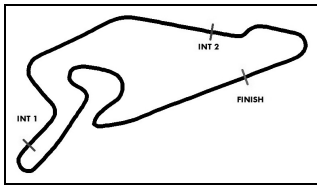
Track temperature: 27.8°C

Weather condition: Dry

**DMSB** Reg. Nr.: 212/2015

Friday 14.8.2015 16:00

Lap	Time	SE1	SP1	SE2	SP2	SE3	SP3	Lap	Time	SE1	SP1	SE2	SP2	SE3	SP3
<b>1</b> Stefan Wackerbauer, DEU/ Kelvin van der Linde, ZAF								<b>theoretical besttime: 1:28.834</b>							
1	8:31.580	7:38.041	120	29.132	172	24.407	158	7	1:33.893	45.312	133	22.293	238	26.288	
2	1:36.899	51.735	133	22.766	221	22.398	190	8	3:01.101	2:16.736	130	22.621	238	21.744	188
3	1:29.235	45.271	135	22.328	240	21.636	<b>190</b>	9	1:29.329	45.520	134	<b>22.270</b>	239	21.539	189
4	1:29.286	45.408	133	22.301	240	21.577	189	<b>10</b>	<b>1:29.060</b>	45.279	<b>135</b>	22.340	239	<b>21.441</b>	189
5	1:29.817	45.563	133	22.523	238	21.731	189	11	1:35.507	<b>45.123</b>	132	22.297	<b>241</b>	28.087	
6	1:29.342	45.284	133	22.436	238	21.622	188								
<b>2</b> Jordan Lee Pepper, ZAF/ Nicki Thiim, DNK								<b>theoretical besttime: 1:28.900</b>							
1	8:11.972	7:23.959	121	24.967	222	23.046	185	6	1:29.312	45.282	133	22.425	237	21.605	188
2	1:35.448	49.780	129	23.525	234	22.143	189	7	1:37.906	45.524	<b>134</b>	22.411	237	29.971	
3	1:29.320	45.563	131	<b>22.325</b>	<b>241</b>	21.432	<b>190</b>	8	2:48.771	2:03.043	123	23.272	235	22.456	188
4	<b>1:29.044</b>	45.282	131	22.368	240	<b>21.394</b>	189	9	1:29.621	45.363	131	22.359	239	21.899	187
5	1:30.060	<b>45.181</b>	132	22.643	237	22.236	189	10	1:37.222	45.358	129	22.578	238	29.286	
<b>3</b> Andreas Weishaupt, DEU/ Christer Jöns, DEU								<b>theoretical besttime: 1:30.259</b>							
1	7:23.664	6:31.717	110	27.472	207	24.475	186	<b>6</b>	<b>1:30.402</b>	46.121	133	22.593	238	<b>21.688</b>	188
2	1:44.980	51.526	129	24.751	215	28.703		7	1:30.795	46.351	131	<b>22.542</b>	<b>241</b>	21.902	187
3	3:46.354	2:56.673	126	24.330	229	25.351	188	8	1:30.993	<b>46.029</b>	131	22.681	238	22.283	188
4	1:30.806	46.288	<b>133</b>	22.766	238	21.752	<b>190</b>	9	1:44.369	47.258	123	23.529	230	33.582	
5	1:30.675	46.073	132	22.674	238	21.928	187								
<b>7</b> Luca Stolz, DEU/ Vincent Abril, FRA								<b>theoretical besttime: 1:28.476</b>							
1	16:38.624	15:50.797	117	23.967	239	23.860	189	5	1:28.753	<b>45.012</b>	133	22.111	243	21.630	<b>194</b>
2	1:31.193	46.791	132	22.592	243	21.810	190	<b>6</b>	<b>1:28.598</b>	45.111	133	<b>22.053</b>	<b>246</b>	21.434	193
3	1:29.383	45.462	<b>133</b>	22.241	243	21.680	192	7	1:28.701	45.226	133	22.064	246	<b>21.411</b>	193
4	1:28.984	45.203	133	22.153	244	21.628	193								
<b>8</b> Clemens Schmid, AUT/ Fabian Hamprecht, DEU								<b>theoretical besttime: 1:28.588</b>							
1	12:08.533	11:12.674	125	25.252	216	30.607		<b>6</b>	<b>1:28.588</b>	<b>45.068</b>	133	<b>22.112</b>	245	<b>21.408</b>	193
2	3:24.889	2:39.093	133	23.759	239	22.037	191	7	1:33.707	45.865	107	25.153	237	22.689	193
3	1:29.699	45.760	132	22.260	242	21.679	191	8	1:29.226	45.369	130	22.264	245	21.593	193
4	1:42.225	58.103	130	22.443	243	21.679	193	9	1:35.395	45.449	<b>136</b>	22.455	<b>245</b>	27.491	
5	1:28.895	45.295	135	22.126	244	21.474	<b>193</b>								
<b>12</b> Jacob Knoll, CZE/ Lennart Marioneck, DEU								<b>theoretical besttime: 1:30.440</b>							
1	2:52.312	1:59.986	111	28.216	170	24.110	186	5	1:31.632	46.206	132	23.136	240	22.290	188
2	1:33.071	47.771	129	23.048	239	22.252	188	6	1:30.552	45.990	<b>133</b>	<b>22.590</b>	241	21.972	188
3	1:31.499	46.593	<b>133</b>	22.778	239	22.128	187	7	1:39.030	45.983	131	27.565	135	25.482	188
4	<b>1:30.507</b>	<b>45.976</b>	133	22.657	<b>241</b>	<b>21.874</b>	<b>189</b>	8	1:39.207	46.065	132	22.653	240	30.489	
<b>13</b> Remo Lips, CHE/ Sven Barth, DEU								<b>theoretical besttime: 1:29.681</b>							
1	7:41.754	6:53.616	119	24.641	208	23.497	191	6	1:30.220	45.964	133	22.495	244	21.761	193
2	1:32.104	47.495	129	22.712	246	21.897	194	7	1:30.465	46.156	131	22.505	245	21.804	193
3	1:30.242	45.776	133	22.506	246	21.960	193	8	1:29.813	<b>45.699</b>	<b>134</b>	22.412	246	21.702	193
4	1:30.275	45.903	133	22.579	245	21.793	193	<b>9</b>	<b>1:29.733</b>	45.751	132	<b>22.343</b>	<b>247</b>	<b>21.639</b>	194
5	1:30.362	45.743	131	22.542	245	22.077	<b>194</b>	10	1:45.926	50.978	92	26.456	215	28.492	
<b>16</b> Rahel Frey, CHE/ Philip Geipel, DEU								<b>theoretical besttime: 1:28.624</b>							
1	9:22.124	8:31.426	120	26.341	183	24.357	184	7	1:38.813	52.778	115	24.120	242	21.915	192
2	1:47.184	49.912	131	28.728	216	28.544	187	<b>8</b>	<b>1:28.739</b>	<b>44.971</b>	136	<b>22.234</b>	<b>244</b>	21.534	189
3	1:30.918	46.070	135	22.484	241	22.364	192	9	1:28.976	45.112	135	22.354	242	21.510	191
4	1:31.336	45.471	132	22.490	242	23.375	191	10	1:34.210	47.353	129	23.458	197	23.399	191
5	1:29.288	45.250	135	22.355	243	21.683	191	11	1:28.833	45.080	<b>136</b>	22.334	243	<b>21.419</b>	<b>192</b>
6	1:29.104	45.161	134	22.311	243	21.632	192	12	1:35.330	45.167	134	22.332	244	27.831	



# ADAC GT Masters

## Lap Analysis Qualifying 1

Provisional



Nürburgring, Length: 3629 m

Air temperature: 22.7°C

Track temperature: 27.8°C

Weather condition: Dry

**DMSB** Reg. Nr.: 212/2015

Friday 14.8.2015 16:00

Lap	Time	SE1	SP1	SE2	SP2	SE3	SP3	Lap	Time	SE1	SP1	SE2	SP2	SE3	SP3
<b>19</b>	Claudia Hürtgen, DEU/ Uwe Alzen, DEU							<b>theoretical besttime: 1:28.691</b>							
1	9:17.839	8:28.968	103	24.776	234	24.095	182	5	1:29.103	45.223	134	22.403	238	<b>21.477</b>	191
2	1:41.518	51.353	112	25.969	175	24.196	191	6	1:29.311	45.448	134	22.349	240	21.514	<b>191</b>
3	1:29.699	45.746	134	22.432	<b>241</b>	21.521	189	<b>7</b>	<b>1:28.749</b>	<b>45.060</b>	135	<b>22.154</b>	240	21.535	190
4	1:29.629	45.660	<b>135</b>	22.429	239	21.540	190	8	1:35.550	45.289	131	22.379	241	27.882	

<b>21</b>	Sebastian Asch, DEU/ Luca Ludwig, DEU							<b>theoretical besttime: 1:28.394</b>							
1	9:15.677	8:25.266	125	25.745	227	24.666	170	6	1:28.613	45.040	135	<b>22.147</b>	243	21.426	192
2	1:41.515	51.484	118	26.694	181	23.337	191	7	1:28.590	45.049	<b>138</b>	22.180	244	<b>21.361</b>	193
3	1:29.542	45.459	135	22.407	244	21.676	193	8	1:29.554	<b>44.886</b>	136	22.172	<b>244</b>	22.496	<b>193</b>
4	1:29.109	45.300	136	22.191	244	21.618	192	9	1:34.266	45.444	134	22.340	244	26.482	
5	<b>1:28.568</b>	45.031	137	22.168	243	21.369	192								

<b>22</b>	Dominic Jöst, DEU/ Florian Scholze, DEU							<b>theoretical besttime: 1:29.471</b>							
1	3:33.162	2:46.460	119	23.948	240	22.754	192	<b>6</b>	<b>1:29.582</b>	45.792	135	<b>22.180</b>	<b>246</b>	21.610	<b>196</b>
2	1:31.994	47.020	131	22.987	246	21.987	193	7	1:29.883	<b>45.750</b>	<b>135</b>	22.250	245	21.883	195
3	1:30.286	46.377	133	22.368	<b>246</b>	<b>21.541</b>	195	8	1:44.950	59.645	126	23.226	245	22.079	196
4	1:29.811	45.855	133	22.247	246	21.709	194	9	1:29.950	45.848	135	22.316	244	21.786	195
5	1:30.115	45.994	131	22.422	245	21.699	195	10	1:36.583	47.173	130	22.306	245	27.104	

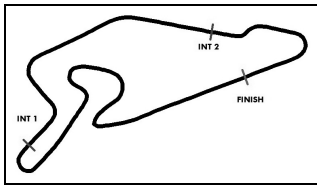
<b>23</b>	Marc Gassner, DEU/ Florian Strauss, DEU							<b>theoretical besttime: 1:28.723</b>							
1	2:13.950	1:23.437	114	25.702	225	24.811	191	<b>6</b>	<b>1:28.751</b>	<b>45.219</b>	133	22.079	<b>249</b>	<b>21.453</b>	195
2	1:37.857	49.096	126	24.518	235	24.243	194	7	1:28.845	45.249	<b>137</b>	22.091	248	21.505	195
3	1:33.519	47.301	128	23.429	220	22.789	195	8	1:28.943	45.308	132	<b>22.051</b>	249	21.584	195
4	1:31.997	46.756	126	22.874	248	22.367	194	9	1:36.367	49.063	127	23.123	220	24.181	<b>196</b>
5	1:30.187	45.746	136	22.618	244	21.823	195	10	1:38.273	45.961	127	23.007	243	29.305	

<b>24</b>	Florian Stoll, DEU/ Marc Basseng, DEU							<b>theoretical besttime: 1:28.571</b>							
1	2:32.622	1:45.062	121	24.484	234	23.076	186	7	1:39.715	45.486	134	23.690	195	30.539	
2	1:34.563	47.525	132	23.905	144	23.133	190	8	8:53.447	8:09.325	132	22.497	240	21.625	187
3	1:29.346	45.534	<b>137</b>	22.265	241	21.547	<b>194</b>	9	1:29.354	45.457	134	22.409	240	21.488	191
4	1:29.452	45.590	128	22.462	<b>243</b>	<b>21.400</b>	193	10	1:28.878	45.135	133	22.272	240	21.471	193
5	<b>1:28.767</b>	45.239	135	22.127	242	21.401	190	11	1:46.871	<b>45.057</b>	135	<b>22.114</b>	242	39.700	
6	1:28.810	45.069	136	22.182	243	21.559	191								

<b>33</b>	Alexander Mattschull, DEU/ Renger van der Zande, NLD							<b>theoretical besttime: 1:29.916</b>							
1	2:00.949	1:06.331	111	28.692	197	25.926	180	10	2:15.216	1:28.390	124	24.083	240	22.743	<b>192</b>
2	1:41.293	51.446	122	27.122	195	22.725	189	11	1:33.723	46.443	122	24.363	237	22.917	190
3	1:31.559	46.627	131	22.927	241	22.005	190	<b>12</b>	<b>1:30.219</b>	46.029	<b>136</b>	<b>22.469</b>	242	<b>21.721</b>	190
4	1:31.439	46.459	129	22.840	243	22.140	190	13	1:30.356	45.865	134	22.694	242	21.797	190
5	1:43.230	51.580	112	28.428	192	23.222	190	14	1:30.539	46.027	135	22.500	243	22.012	190
6	1:30.868	46.251	132	22.734	243	21.883	190	15	1:30.750	46.170	132	22.565	244	22.015	190
7	1:30.588	45.980	135	22.673	242	21.935	190	16	1:31.821	46.484	132	22.723	<b>244</b>	22.614	192
8	1:30.329	<b>45.726</b>	135	22.677	243	21.926	190								
9	1:44.298	49.768	115	25.194	197	29.336									

<b>36</b>	Martin Ragginger, AUT/ Klaus Bachler, AUT							<b>theoretical besttime: 1:28.488</b>							
1	12:52.176	12:04.977	121	24.273	230	22.926	191	<b>5</b>	<b>1:28.534</b>	44.947	<b>136</b>	<b>22.116</b>	<b>243</b>	21.471	191
2	1:31.871	46.010	135	23.429	242	22.432	<b>193</b>	6	1:28.680	44.981	135	22.256	243	<b>21.443</b>	192
3	1:29.026	45.038	135	22.448	240	21.540	192	7	1:45.821	50.303	122	25.291	200	30.227	
4	1:28.567	<b>44.929</b>	134	22.145	242	21.493	191								

<b>42</b>	Hari Proczyk, AUT/ Bernd Schneider, DEU							<b>theoretical besttime: 1:28.910</b>							
1	5:10.512	4:16.445	108	29.214	223	24.853	183	8	3:59.058	3:13.740	90	23.623	241	21.695	<b>193</b>
2	1:33.446	48.437	131	23.074	240	21.935	191	9	1:29.245	45.459	134	22.262	244	21.524	193
3	1:31.079	46.167	133	22.615	243	22.297	191	10	1:29.217	<b>45.246</b>	<b>135</b>	22.332	243	21.639	192
4	1:29.744	45.562	133	22.437	243	21.745	191	<b>11</b>	<b>1:29.140</b>	45.476	134	<b>22.260</b>	<b>245</b>	<b>21.404</b>	191



# ADAC GT Masters

## Lap Analysis Qualifying 1

Provisional



Nürburgring, Length: 3629 m

Air temperature: 22.7°C

Track temperature: 27.8°C

Weather condition: Dry

**DMSB** Reg. Nr.: 212/2015

Friday 14.8.2015 16:00

Lap	Time	SE1	SP1	SE2	SP2	SE3	SP3	Lap	Time	SE1	SP1	SE2	SP2	SE3	SP3
5	1:33.520	45.248	134	22.358	243	25.914	193	12	1:31.328	45.310	131	22.349	244	23.669	190
6	1:29.292	45.435	134	22.288	245	21.569	193	13	1:37.423	46.837	127	22.761	244	27.825	
7	1:36.619	45.988	112	23.509	239	27.122									

### 66 Andreas Wirth, DEU/ Daniel Keilwitz, DEU

**theoretical besttime: 1:28.913**

1	2:25.087	1:32.667	117	27.096	214	25.324	178	7	1:29.199	<b>45.374</b>	134	22.222	246	21.603	197
2	1:37.506	48.740	129	25.484	132	23.282	196	8	1:39.199	47.882	125	23.008	241	28.309	
3	1:29.611	45.684	133	22.190	247	21.737	196	9	9:08.760	8:24.191	133	22.520	243	22.049	197
4	1:31.778	46.774	126	22.810	245	22.194	197	10	1:29.292	45.536	133	22.238	245	21.518	<b>197</b>
5	1:29.390	45.617	134	22.262	247	<b>21.511</b>	196	11	<b>1:29.061</b>	45.387	134	<b>22.028</b>	<b>248</b>	21.646	196
6	1:29.436	45.405	<b>134</b>	22.200	246	21.831	197								

### 69 Diego Alessi, ITA/ Patrick Assenheimer, DEU

**theoretical besttime: 1:28.648**

1	2:12.418	1:21.688	111	25.550	218	25.180	185	8	1:28.999	45.086	132	22.280	246	21.633	192
2	1:42.522	50.072	121	23.819	243	28.631	192	9	1:40.343	45.490	131	22.602	205	32.251	
3	1:37.728	48.437	128	25.526	223	23.765	194	10	7:04.036	6:15.041	128	24.002	177	24.993	193
4	1:41.488	49.459	102	28.298	187	23.731	193	11	1:33.328	45.735	124	24.423	193	23.170	<b>194</b>
5	1:29.553	45.425	130	22.395	246	21.733	193	12	1:28.913	45.181	133	22.150	247	21.582	193
6	1:29.086	45.174	132	<b>22.140</b>	247	21.772	192	13	1:28.793	<b>45.042</b>	<b>135</b>	22.163	<b>248</b>	21.588	193
7	<b>1:28.728</b>	45.099	133	22.163	247	<b>21.466</b>	193								

### 80 Dominik Baumann, AUT/ Jens Klingmann, DEU

**theoretical besttime: 1:28.682**

1	10:48.927	10:01.123	113	24.649	234	23.155	186	6	1:31.353	45.043	133	22.298	<b>241</b>	24.012	190
2	1:31.500	46.832	130	22.834	239	21.834	<b>192</b>	7	1:28.943	45.097	131	22.355	241	21.491	191
3	1:29.414	45.438	<b>133</b>	22.402	239	21.574	188	8	1:28.764	<b>45.032</b>	132	<b>22.161</b>	241	21.571	190
4	1:29.142	45.216	132	22.306	240	21.620	190	9	1:34.613	45.236	130	22.315	241	27.062	
5	<b>1:28.752</b>	45.069		22.194	240	<b>21.489</b>	191								

### 99 Nico Bastian, DEU/ Stef Dusseldorp, NLD

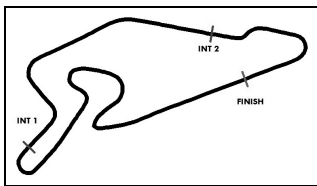
**theoretical besttime: 1:28.744**

1	14:07.419	13:17.087	127	26.985	180	23.347	188	6	1:29.150	45.372	131	22.338	242	21.440	192
2	1:32.278	47.972	131	22.719	240	21.587	191	7	1:36.675	45.432	<b>135</b>	25.963	173	25.280	191
3	1:29.412	45.388	135	22.395	241	21.629	191	8	<b>1:28.788</b>	<b>45.128</b>	133	<b>22.199</b>	244	21.461	<b>192</b>
4	1:29.242	45.445	135	22.294	242	21.503	191	9	1:33.874	45.297	134	22.232	<b>245</b>	26.345	
5	1:28.890	45.157	133	22.316	242	<b>21.417</b>	192								

### 100 Daniel Dobitsch, AUT/ Edward Sandström, SWE

**theoretical besttime: 1:28.689**

1	7:32.003	6:42.581	105	26.072	228	23.350	187	7	1:36.702	46.557	132	22.731	233	27.414	
2	1:33.690	48.014	131	23.597	237	22.079	189	8	4:35.030	3:49.608	133	22.958	237	22.464	187
3	1:29.114	45.247	126	22.430	240	21.437	189	9	1:29.288	45.342	135	22.462	239	21.484	<b>191</b>
4	1:29.409	45.378	<b>138</b>	22.471	239	21.560	190	10	1:28.927	45.195	130	22.295	242	21.437	190
5	<b>1:28.902</b>	<b>45.016</b>	133	22.271	240	21.615	189	11	1:28.945	45.149	134	<b>22.257</b>	<b>242</b>	21.539	190
6	1:28.953	45.236	134	22.301	239	<b>21.416</b>	190								



# ADAC GT Masters

## Start Grid Race 1

Provisional



Nürburgring, Length: 3629 m

Air temperature: 17.8°C

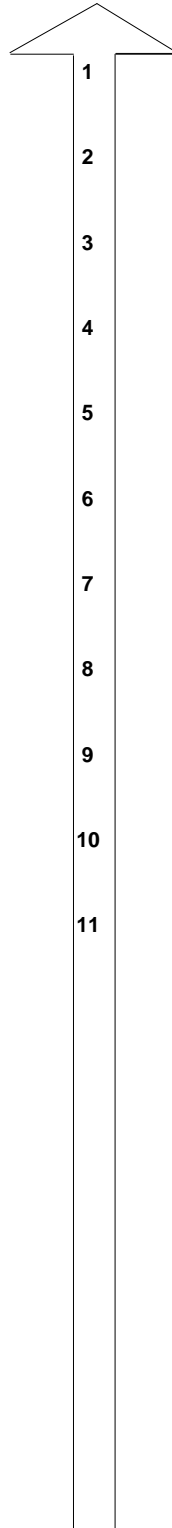
Track temperature: 25.0°C

Weather condition: Dry

**DMSB** Reg. Nr.: 212/2015

Saturday 15.8.2015 13:15

<b>8 Bentley Team HTP</b> Clemens Schmid*/ Fabian Hamprecht	1:28.588
<b>69 Callaway Competition</b> Diego Alessi*/ Patrick Assenheimer	1:28.728
<b>19 BMW Sports Trophy Team Schube</b> Claudia Hürtgen*/ Uwe Alzen	1:28.749
<b>80 BMW Sports Trophy Team Schube</b> Dominik Baumann*/ Jens Klingmann	1:28.752
<b>99 ROWE Racing</b> Nico Bastian*/ Stef Dusseldorp	1:28.788
<b>2 C. Abt Racing</b> Jordan Lee Pepper*/ Nicki Thiim	1:29.044
<b>66 Callaway Competition</b> Andreas Wirth*/ Daniel Keilwitz	1:29.061
<b>22 MRS GT Racing</b> Dominic Jöst*/ Florian Scholze	1:29.582
<b>33 Car Collection Motorsport</b> Alexander Mattschull*/ Renger van der Zande	1:30.219
<b>12 Senkyr Motorsport</b> Jacub Knoll*/ Lennart Marioneck	1:30.507



### POLE POSITION

<b>36 Schütz Motorsport</b> Martin Ragginger*/ Klaus Bachler	1:28.534
<b>7 Bentley Team HTP</b> Luca Stolz*/ Vincent Abril	1:28.598
<b>16 YACO Racing</b> Rahel Frey*/ Philip Geipel	1:28.739
<b>23 MRS GT Racing</b> Marc Gassner*/ Florian Strauss	1:28.751
<b>24 kfzteile24 MS RACING</b> Florian Stoll*/ Marc Basseng	1:28.767
<b>100 kfzteile24 MS RACING</b> Daniel Dobitsch*/ Edward Sandström	1:28.902
<b>1 C. Abt Racing</b> Stefan Wackerbauer*/ Kelvin van der Linde	1:29.060
<b>42 HP Racing</b> Hari Proczyk*/ Bernd Schneider	1:29.140
<b>13 RWT-Racing Team</b> Remo Lips*/ Sven Barth	1:29.733
<b>3 C. Abt Racing</b> Andreas Weishaupt*/ Christer Jöns	1:30.402
<b>21 Team Zakspeed</b> Sebastian Asch*/ Luca Ludwig	

\* Marks the starting driver

Publications Time:

Clerk of the course:

Time Keeping: