

ADAC GT Masters

Results Race 2

Provisional



Nürburgring, Length: 3629 m

Air temperature: 11.3°C

Track temperature: 12.9°C

Weather condition: Wet

DMSB Reg. Nr.: 212/2015

Sunday 16.8.2015 13:15

started : 21 classified : 17 not classified : 4

	Drivers	Team	Car	Laps	Total Time	Gap	Kph	Lap	Time	Kph
1	24 F.Stoll/M.Basseng	kfzteile24 MS RACING	Audi R8 LMS ultra	32	59:57.802		116,2	30	1:37.262	134,3
2	100 D.Dobitsch/E.Sandström	kfzteile24 MS RACING	Audi R8 LMS ultra	32	1:00:05.960	8.158	115,9	28	1:37.958	133,4
3	36 M.Ragginger/K.Bachler	Schütz Motorsport	Porsche 911 GT3 R	32	1:00:06.037	8.235	115,9	31	1:37.320	134,2
4	80 D.Baumann/J.Klingmann	BMW Sports Trophy Team Schubert	BMW Z4 GT3	32	1:00:07.644	9.842	115,9	30	1:37.754	133,6
5	42 H.Proczyk/B.Schneider	HP Racing	Mercedes-Benz SLS AMG GT3	32	1:00:08.875	11.073	115,8	32	1:37.732	133,7
6	3 A.Weishaupt(*G*)/C.Jöns	C. Abt Racing	Audi R8 LMS ultra	32	1:00:14.643	16.841	115,7	30	1:38.726	132,3
7	7 L.Stolz/V.Abril	Bentley Team HTP	Bentley Continental GT3	32	1:00:18.021	20.219	115,5	30	1:39.111	131,8
8	23 M.Gassner(*G*)/F.Strauss	MRS GT Racing	Nissan GT-R Nismo GT3	32	1:00:18.489	20.687	115,5	31	1:38.694	132,4
9	8 C.Schmid/F.Hamprecht	Bentley Team HTP	Bentley Continental GT3	32	1:00:20.206	22.404	115,5	31	1:38.747	132,3
10	21 S.Asch/L.Ludwig	Team Zakspeed	Mercedes-Benz SLS AMG GT3	32	1:00:20.742	22.940	115,5	31	1:38.395	132,8
11	16 R.Frey/P.Geipel	YACO Racing	Audi R8 LMS ultra	32	1:00:21.859	24.057	115,4	31	1:37.739	133,7
12	69 D.Alessi/P.Assenheimer	Callaway Competition	Corvette Z06.R GT3	32	1:00:25.211	27.409	115,3	30	1:37.970	133,4
13	99 N.Bastian/S.Dusseldorp	ROWE Racing	Mercedes-Benz SLS AMG GT3	32	1:00:32.270	34.468	115,1	32	1:37.524	134,0
14	13 R.Lips(*G*)/S.Barth	RWT-Racing Team	Corvette Z06.R GT3	32	1:00:36.434	38.632	115,0	30	1:39.528	131,3
15	22 D.Jöst(*G*)/F.Scholze(*G*)	MRS GT Racing	Nissan GT-R Nismo GT3	32	1:00:36.902	39.100	114,9	30	1:38.952	132,0
16	33 A.Mattschull(*G*)/R.van der Zande	Car Collection Motorsport	Mercedes-Benz SLS AMG GT3	32	1:00:52.430	54.628	114,5	13	1:39.585	131,2
17	12 J.Knoll(*G*)/L.Marionek	Senkyr Motorsport	BMW Z4 GT3	32	1:00:53.305	55.503	114,4	32	1:40.446	130,1
not classified										
66	A.Wirth/D.Keilwitz	Callaway Competition	Corvette Z06.R GT3	22	44:30.595	10LAPS	107,6	14	1:39.227	131,7
2	J.Pepper/N.Thiim	C. Abt Racing	Audi R8 LMS ultra	14	27:10.078	18LAPS	112,2	13	1:38.776	132,3
1	S.Wackerbauer/K.van der Linde	C. Abt Racing	Audi R8 LMS ultra	1	2:41.857	31LAPS				
19	C.Hürtgen/U.Alzen	BMW Sports Trophy Team Schubert	BMW Z4 GT3	1	2:43.534	31LAPS				

Fastest lap of the race. Car 24 driver on lap 30. Time 1:37.262, average speed 134,3 km/h.

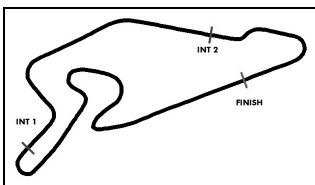
(*G*) marks the gentlemen driver

Subject to final scrutineering!

Publications Time:

Clerk of the course:

Time Keeping:



ADAC GT Masters

Lap chart Race 2

Provisional

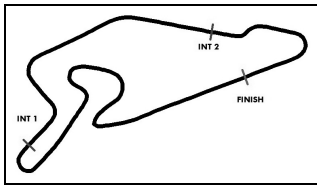


Nürburgring, Length: 3629 m

Sunday 16.8.2015 13:15

POS	1	2	3	4	5	6	7	8	9	10	11	12	13	14	15	16	17	18	19	20	21	22
LAP 1	36	16	2	24	8	100	3	80	1	42	13	99	33	66	23	7	19	22	12	21	69	
LAP 2	36	2	16	24	3	8	100	80	13	42	66	33	99	7	21	22	23	69	12			
LAP 3	36	2	16	24	3	8	100	80	13	42	66	33	99	7	21	22	23	69	12			
LAP 4	36	2	16	24	3	8	100	80	13	42	66	33	99	7	21	22	23	69	12			
LAP 5	36	2	16	24	3	8	100	80	13	42	66	33	99	7	21	22	23	69	12			
LAP 6	36	2	16	24	3	8	100	80	13	42	66	33	99	7	21	22	23	69	12			
LAP 7	36	2	16	24	3	8	100	80	42	66	33	99	7	13	21	22	23	69	12			
LAP 8	2	36	24	16	8	3	100	66	80	42	33	13	21	7	99	23	69	22	12			
LAP 9	2	36	24	16	3	100	8	80	33	42	21	7	99	.13	23	69	22	66	12			
LAP 10	2	36	24	16	3	100	80	42	33	21	7	23	99	69	66	22	12	8	13			
LAP 11	2	36	24	16	3	100	80	42	33	7	23	.21	66	99	69	22	12	8	13			
LAP 12	2	36	24	16	3	100	80	42	33	7	23	66	99	69	22	12	8	13	21			
LAP 13	2	36	24	16	3	100	80	42	33	7	23	66	69	.99	22	12	8	13	21			
LAP 14	36	24	16	3	2	100	80	42	33	7	23	66	.69	8	12	.22	13	21	99			
LAP 15	36	24	3	16	100	80	42	33	23	66	.7	8	12	13	21	99	69	.22'				
LAP 16	36	16	.24	.3	.100	.80	.42	.33	66	.23	.8	.12	.21	.13	7	99	69	22'				
LAP 17	.36	16	.66	24	3	100	80	42	33	23	7	99	69	8	12	21	13	22'				
LAP 18	.16	24	3	100	80	42	33	36	23	7	99	66	69	8	12	21	13	22				
LAP 19	24	3	100	80	42	33	36	23	7	99	66	69	8	12	21	13	16	22				
LAP 20	24	3	100	80	42	33	36	23	7	99	66	69	8	12	21	13	16	22				
LAP 21	24	3	100	80	42	33	36	23	7	99	66	69	8	12	21	13	16	22				
LAP 22	24	3	100	80	42	36	33	7	23	99	8	13	16	21	69	12	22	.66				
LAP 23	24	3	100	80	36	42	33	7	23	8	.99	13	21	16	69	12	22					
LAP 24	24	100	3	80	36	42	7	33	23	8	21	13	16	69	22	12	99					
LAP 25	24	100	3	80	36	42	7	23	8	21	.33	16	69	13	22	12	99					
LAP 26	24	100	3	36	80	42	7	23	8	21	16	69	13	22	99	12	33					
LAP 27	24	100	36	3	80	42	7	23	8	21	16	69	13	22	99	12	33					
LAP 28	24	100	36	80	42	3	7	23	8	21	16	69	13	22	99	33	12					
LAP 29	24	100	36	80	42	3	7	23	8	21	16	69	13	99	22	33	12					
LAP 30	24	100	36	80	42	3	7	23	8	21	16	69	13	99	22	33	12					
LAP 31	24	100	36	80	42	3	7	23	8	21	16	69	99	13	22	33	12					
LAP 32	24	100	36	80	42	3	7	23	8	21	16	69	99	13	22	33	12					

. - PIT STOP ' - LAP BEHIND



ADAC GT Masters

Lap Analysis Race 2

Provisional



Nürburgring, Length: 3629 m

Air temperature: 11.3°C

Track temperature: 12.9°C

Weather condition: Wet

DMSB Reg. Nr.: 212/2015

Sunday 16.8.2015 13:15

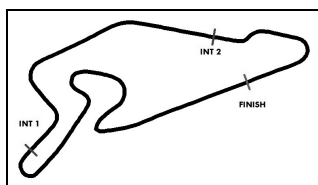
Lap	Time	SE1	SP1	SE2	SP2	SE3	SP3	Lap	Time	SE1	SP1	SE2	SP2	SE3	SP3
1	Stefan Wackerbauer, DEU/ Kelvin van der Linde, ZAF							theoretical besttime:							
1	2:41.857	1:05.707	116	47.835	56	48.315	174								

2 Jordan Lee Pepper, ZAF/ Nicki Thiim, DNK								theoretical besttime: 1:38.524							
1	2:40.785	59.344	99	51.450	60	49.991	171	9	1:40.430	51.001	124	24.996	232	24.433	183
2	1:45.888	53.809	109	26.006	190	26.073	179	10	1:40.217	51.189	126	24.861	233	24.167	186
3	2:10.128	1:04.766	99	34.537	166	30.825	122	11	1:39.612	50.798	123	24.796	233	24.018	186
4	2:15.139	1:11.078	85	33.431	137	30.630	135	12	1:39.077	50.426	128	24.746	233	23.905	186
5	2:12.925	1:07.165	101	34.815	139	30.945	114	13	1:38.776	50.254	128	24.642	233	23.880	186
6	2:12.814	1:07.805	85	33.822	154	31.187	135	14	1:45.266	50.121	129	24.523	233	30.622	66
7	2:07.126	1:06.587	113	34.488	161	26.051	184								
8	1:41.895	52.305	121	25.058	232	24.532	183								

3 Andreas Weishaupt, DEU/ Christer Jöns, DEU								theoretical besttime: 1:37.947							
1	2:41.741	1:04.352	114	48.535	57	48.854	173	18	1:42.790	52.411	116	25.633	233	24.746	186
2	1:47.255	53.959	124	25.821	205	27.475	177	19	2:15.570	1:02.381	81	38.741	115	34.448	112
3	2:09.653	1:04.831	94	34.652	154	30.170	123	20	2:25.815	1:14.221	95	37.638	107	33.956	119
4	2:15.611	1:11.151	96	34.101	163	30.359	161	21	2:15.809	1:09.960	78	38.171	109	27.678	182
5	2:13.136	1:07.363	95	34.850	150	30.923	105	22	1:41.501	51.974	124	24.970	236	24.557	186
6	2:12.784	1:07.444	98	33.638	180	31.702	120	23	1:40.282	51.111	123	24.832	238	24.339	185
7	2:05.764	1:06.182	111	33.881	160	25.701	185	24	1:40.285	51.355	122	24.840	238	24.090	185
8	1:43.068	52.500	121	24.737	238	25.831	182	25	1:39.243	50.859	123	24.489	238	23.895	187
9	1:40.781	52.025	127	24.778	238	23.978	189	26	1:39.249	50.828	121	24.197	239	24.224	188
10	1:40.465	51.317	124	24.843	235	24.305	187	27	1:40.423	51.346	125	24.321	240	24.756	182
11	1:40.151	51.080	129	24.653	237	24.418	188	28	1:40.083	51.920	128	24.092	238	24.071	184
12	1:39.926	51.014	121	24.771	237	24.141	183	29	1:39.209	50.868	125	24.180	237	24.161	186
13	1:39.404	50.860	130	24.547	237	23.997	186	30	1:38.726	50.861	120	23.883	237	23.982	185
14	1:39.742	50.963	122	24.548	238	24.231	184	31	1:39.110	51.059	121	24.053	237	23.998	183
15	1:38.738	50.509	125	24.414	239	23.815	187	32	1:39.647	50.928	119	24.245	236	24.474	183
16	1:45.039	50.249	130	25.054	180	29.736									
17	2:43.643	1:52.580	116	25.888	227	25.175	185								

7 Luca Stolz, DEU/ Vincent Abril, FRA								theoretical besttime: 1:38.722							
1	2:43.193	1:09.503	114	45.984	78	47.706	176	18	1:43.146	52.251	116	25.692	238	25.203	186
2	1:52.166	56.123	118	26.877	219	29.166	171	19	2:05.256	53.608	101	36.501	99	35.147	99
3	2:11.046	1:05.065	103	36.312	175	29.669	103	20	2:24.541	1:12.769	87	38.352	113	33.420	121
4	2:15.260	1:12.574	99	34.366	117	28.320	111	21	2:13.452	1:09.288	103	36.219	110	27.945	188
5	2:14.015	1:08.118	115	35.843	199	30.054	95	22	1:40.515	51.390	118	24.869	239	24.256	189
6	2:11.986	1:06.209	116	37.096	129	28.681	123	23	1:41.109	51.585	118	24.957	239	24.567	187
7	2:03.434	1:06.271	120	31.945	160	25.218	187	24	1:40.171	51.430	122	24.397	240	24.344	186
8	1:44.198	53.770	117	25.536	234	24.892	189	25	1:39.757	51.147	122	24.391	239	24.219	187
9	1:41.763	52.126	126	25.204	236	24.433	189	26	1:39.638	51.208	121	24.142	239	24.288	188
10	1:41.602	51.825	122	25.180	235	24.597	189	27	1:39.343	51.001	119	24.044	240	24.298	188
11	1:41.341	51.665	121	25.265	236	24.411	188	28	1:39.462	51.113	119	23.920	239	24.429	187
12	1:40.357	50.903	123	25.081	236	24.373	189	29	1:39.143	51.145	119	23.637	240	24.361	187
13	1:40.261	51.111	124	24.917	239	24.233	189	30	1:39.111	51.078	119	23.642	239	24.391	185
14	1:40.428	51.170	127	24.932	239	24.326	189	31	1:39.473	51.372	117	23.656	240	24.445	186
15	1:45.925	52.078	122	25.017	239	28.830		32	1:39.398	51.329	118	23.600	239	24.469	186
16	2:41.227	1:51.486	122	24.944	237	24.797	186								
17	1:46.304	55.463	96	26.155	238	24.686	186								

8 Clemens Schmid, AUT/ Fabian Hamprecht, DEU								theoretical besttime: 1:38.141							
1	2:41.165	1:00.327	99	50.736	56	50.102	169	18	1:59.488	58.643	101	31.136	187	29.709	158
2	1:48.782	54.231	117	26.579	193	27.972	182	19	1:59.377	1:01.674	105	29.237	203	28.466	166
3	2:09.448	1:04.385	96	34.708	154	30.355	127	20	2:10.699	1:00.349	94	36.975	110	33.375	130
4	2:15.419	1:11.053	109	33.999	154	30.367	152	21	2:14.237	1:09.578	111	34.367	121	30.292	182
5	2:13.138	1:07.284	111	34.983	146	30.871	105	22	1:41.181	52.213	121	24.584	237	24.384	184
6	2:12.761	1:07.177	104	34.301	197	31.283	119	23	1:40.437	51.381	125	24.511	237	24.545	184
7	2:06.113	1:06.090	114	33.782	173	26.241	185	24	1:39.719	51.281	124	24.289	238	24.149	187



ADAC GT Masters

Lap Analysis Race 2

Provisional



Nürburgring, Length: 3629 m

Air temperature: 11.3°C

Track temperature: 12.9°C

Weather condition: Wet

DMSB Reg. Nr.: 212/2015

Sunday 16.8.2015 13:15

Lap	Time	SE1	SP1	SE2	SP2	SE3	SP3	Lap	Time	SE1	SP1	SE2	SP2	SE3	SP3
8	1:42.158	51.892	126	25.136	239	25.130	186	25	1:39.398	50.897	125	24.158	239	24.343	187
9	1:43.637	52.518	124	25.222	239	25.897	188	26	1:39.556	50.987	124	24.059	239	24.510	186
10	1:55.311	1:05.871	125	24.903	237	24.537	187	27	1:39.398	50.859	126	23.974	238	24.565	186
11	1:40.491	50.769	127	24.979	239	24.743	185	28	1:39.235	50.997	125	23.808	238	24.430	187
12	1:40.951	50.944	128	25.174	240	24.833	187	29	1:38.850	50.967	126	23.571	240	24.312	187
13	1:41.390	51.265	126	25.255	239	24.870	189	30	1:38.823	51.093	126	23.463	240	24.267	186
14	1:41.432	51.316	126	25.573	238	24.543	188	31	1:38.747	51.217	126	23.407	239	24.123	186
15	1:40.465	51.312	125	24.831	238	24.322	187	32	1:39.064	51.308	123	23.527	240	24.229	185
16	1:43.409	50.611	129	24.496	237	28.302									
17	2:45.927	1:55.647	119	25.293	235	24.987	185								

12 Jacob Knoll, CZE/ Lennart Marioneck, DEU

theoretical besttime: 1:40.167

1	2:43.825	1:13.190	108	44.649	77	45.986	178	17	2:51.238	1:57.272	108	27.198	212	26.768	180
2	1:54.981	57.171	114	29.090	204	28.720	155	18	1:52.254	55.376	110	27.519	187	29.359	160
3	2:11.680	1:07.237	119	35.790	194	28.653	93	19	1:59.414	1:01.543	108	29.497	183	28.374	171
4	2:15.896	1:12.686	119	34.348	150	28.862	128	20	2:10.411	1:00.700	80	36.776	106	32.935	132
5	2:13.758	1:08.758	117	35.462	183	29.538	95	21	2:14.159	1:09.977	111	34.480	125	29.702	180
6	2:11.809	1:06.405	124	37.648	95	27.756	113	22	1:48.540	56.648	113	26.194	215	25.698	182
7	2:02.666	1:06.512	122	30.345	140	25.809	185	23	1:43.508	52.362	120	25.489	224	25.657	182
8	1:43.506	52.350	123	25.889	234	25.267	186	24	1:43.109	52.178	120	25.623	219	25.308	184
9	1:44.481	53.556	124	26.024	235	24.901	186	25	1:42.198	52.008	120	24.953	228	25.237	183
10	1:42.380	51.849	123	25.645	235	24.886	186	26	1:42.069	52.121	121	25.096	231	24.852	183
11	1:42.185	51.865	124	25.627	235	24.693	185	27	1:41.275	51.873	120	24.749	232	24.653	183
12	1:41.594	51.520	121	25.578	234	24.496	186	28	1:42.064	51.583	118	24.671	230	25.810	184
13	1:41.397	51.450	122	25.440	234	24.507	186	29	1:41.883	52.136	120	24.762	233	24.985	183
14	1:42.694	51.620	122	26.150	234	24.924	185	30	1:41.243	51.835	118	24.713	231	24.695	183
15	1:40.840	51.250	123	25.068	234	24.522	186	31	1:40.917	51.556	118	24.626	232	24.735	183
16	1:44.885	51.306	124	25.067	233	28.512		32	1:40.446	51.529	120	24.538	232	24.379	182

13 Remo Lips, CHE/ Sven Barth, DEU

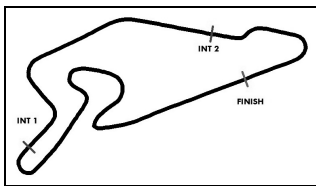
theoretical besttime: 1:38.690

1	2:42.347	1:06.688	115	48.328	52	47.331	178	18	1:44.055	52.908	123	25.787	228	25.360	188
2	1:49.527	54.406	122	26.139	229	28.982	174	19	1:54.403	57.136	105	28.686	193	28.581	176
3	2:10.023	1:04.483	111	36.322	162	29.218	134	20	2:10.611	1:00.571	97	36.568	122	33.472	118
4	2:15.561	1:11.429	120	35.044	157	29.088	115	21	2:13.262	1:10.063	109	34.103	135	29.096	183
5	2:13.550	1:07.526	115	34.959	173	31.065	94	22	1:41.544	52.014	123	24.882	238	24.648	189
6	2:11.847	1:06.300	109	36.911	170	28.636	111	23	1:41.649	52.090	125	24.871	240	24.688	190
7	2:08.343	1:06.266	110	33.768	166	28.309	183	24	1:41.228	51.812	125	24.761	239	24.655	188
8	1:41.484	51.648	125	25.042	239	24.794	189	25	1:42.360	52.911	124	24.929	238	24.520	187
9	1:46.290	53.027	124	24.660	240	28.603		26	1:40.906	51.861	122	24.538	238	24.507	188
10	1:58.042	1:08.288	126	25.132	238	24.622	190	27	1:40.897	51.866	126	24.385	241	24.646	189
11	1:40.256	50.827	124	24.900	238	24.529	189	28	1:40.338	51.694	126	24.240	240	24.404	190
12	1:40.380	51.078	124	24.784	238	24.518	189	29	1:40.346	51.827	123	24.160	240	24.359	190
13	1:40.016	50.608	125	25.021	238	24.387	189	30	1:39.528	51.327	127	23.870	239	24.331	189
14	1:40.218	51.002	125	24.699	238	24.517	189	31	1:40.278	51.964	121	24.102	241	24.212	191
15	1:40.116	51.016	125	24.684	239	24.416	189	32	1:40.637	51.728	124	24.092	240	24.817	187
16	1:49.186	53.933	121	25.484	233	29.769									
17	2:57.206	2:06.273	119	25.864	228	25.069	188								

16 Rahel Frey, CHE/ Philip Geipel, DEU

theoretical besttime: 1:37.507

1	2:40.667	58.616	86	50.599	80	51.452	169	18	2:14.619	1:07.281	104	34.777	133	32.561	
2	1:46.843	54.085	116	26.353	208	26.405	181	19	2:55.758	2:02.431	121	27.421	208	25.906	181
3	2:09.573	1:04.499	86	34.503	157	30.571	128	20	2:10.880	1:00.592	104	37.667	107	32.621	121
4	2:15.306	1:11.291	84	33.574	139	30.441	139	21	2:12.652	1:10.051	113	33.723	130	28.878	181
5	2:13.107	1:07.269	93	34.920	165	30.918	115	22	1:42.468	52.715	126	25.296	230	24.457	185
6	2:12.710	1:07.534	90	34.210	180	30.966	126	23	1:41.719	52.218	122	25.063	236	24.438	188
7	2:06.994	1:06.573	106	34.424	166	25.997	185	24	1:40.107	51.098	127	24.631	232	24.378	183
8	1:43.340	52.149	123	25.648	233	25.543	184	25	1:40.525	51.563	126	24.763	233	24.199	184
9	1:40.573	51.525	127	24.704	235	24.344	185	26	1:39.887	51.282	127	24.545	235	24.060	188
10	1:40.339	51.236	126	24.873	237	24.230	189	27	1:39.402	51.026	127	24.302	232	24.074	187
11	1:40.580	51.255	127	24.801	235	24.524	187	28	1:38.983	50.885	127	24.197	235	23.901	187
12	1:39.665	50.945	125	24.615	234	24.105	188	29	1:38.362	50.527	127	23.992	235	23.843	187



ADAC GT Masters

Lap Analysis Race 2

Provisional



Nürburgring, Length: 3629 m

Air temperature: 11.3°C

Track temperature: 12.9°C

Weather condition: Wet

DMSB Reg. Nr.: 212/2015

Sunday 16.8.2015 13:15

Lap	Time	SE1	SP1	SE2	SP2	SE3	SP3	Lap	Time	SE1	SP1	SE2	SP2	SE3	SP3
13	1:39.646	50.921	128	24.487	237	24.238	187	30	1:37.956	50.151	127	23.978	238	23.827	189
14	1:39.480	50.818	128	24.594	235	24.068	186	31	1:37.739	50.134	128	23.827	235	23.778	188
15	1:40.315	51.350	126	24.738	236	24.227	186	32	1:37.823	50.450	127	23.757	237	23.616	188
16	1:39.888	50.502	128	24.542	203	24.844	184								
17	2:03.953	58.820	104	34.025	145	31.108	135								

19 Claudia Hürtgen, DEU/ Uwe Alzen, DEU

theoretical besttime:

1	2:43.534	1:11.621	110	46.287	55	45.626	176								
---	----------	----------	-----	--------	----	--------	------------	--	--	--	--	--	--	--	--

21 Sebastian Asch, DEU/ Luca Ludwig, DEU

theoretical besttime: 1:37.913

1	2:44.085	1:14.683	120	45.930	52	43.472	185	18	1:52.294	55.358	109	27.788	184	29.148	153
2	1:52.152	55.758	117	27.076	205	29.318	149	19	1:59.470	1:01.575	107	29.562	197	28.333	163
3	2:11.000	1:05.653	117	36.517	202	28.830	97	20	2:11.010	1:00.749	76	36.788	108	33.473	120
4	2:15.289	1:12.737	120	34.083	147	28.469	99	21	2:13.315	1:09.455	110	34.687	132	29.173	183
5	2:14.534	1:08.443	122	36.281	195	29.810	86	22	1:43.376	53.962	127	24.883	238	24.531	190
6	2:11.799	1:05.975	110	37.411	106	28.413	113	23	1:40.519	51.407	124	24.590	239	24.522	189
7	2:02.834	1:06.267	121	31.462	151	25.105	189	24	1:39.626	50.945	125	24.414	237	24.267	188
8	1:43.431	52.835	119	25.523	237	25.073	188	25	1:39.070	50.720	126	24.350	238	24.000	188
9	1:40.895	51.345	122	25.109	239	24.441	189	26	1:38.571	50.524	127	24.086	239	23.961	189
10	1:40.529	51.209	126	25.047	237	24.273	189	27	1:38.696	50.477	127	24.068	239	24.151	188
11	1:44.223	51.611	123	24.963	237	27.649		28	1:38.997	50.723	124	23.961	239	24.313	188
12	1:57.668	1:08.262	124	25.182	237	24.224	188	29	1:39.223	50.946	125	23.918	239	24.359	187
13	1:40.380	51.244	126	24.976	237	24.160	189	30	1:38.956	51.368	125	23.582	240	24.006	188
14	1:40.088	51.017	124	24.917	237	24.154	188	31	1:38.395	50.801	125	23.475	240	24.119	188
15	1:39.991	50.727	125	25.112	238	24.152	188	32	1:38.964	50.968	123	23.562	240	24.434	187
16	1:43.248	50.903	123	25.014	237	27.331									
17	2:48.114	1:54.613	113	26.878	194	26.623	181								

22 Dominic Jöst, DEU/ Florian Scholze, DEU

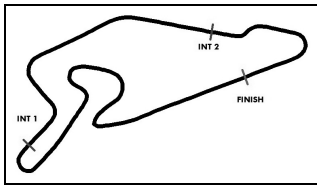
theoretical besttime: 1:38.711

1	2:43.805	1:12.430	111	46.559	50	44.816	181	18	2:08.793	1:11.985	89	31.851	214	24.957	189
2	1:53.119	56.518	118	26.557	229	30.044	147	19	1:41.575	52.018	122	25.085	222	24.472	188
3	2:10.951	1:06.035	120	36.287	202	28.629	98	20	1:40.479	51.249	121	25.018	236	24.212	191
4	2:15.589	1:12.967	117	34.023	137	28.599	111	21	1:48.006	51.335	120	28.170	140	28.501	183
5	2:14.385	1:08.797	119	36.089	193	29.499	88	22	1:51.697	1:02.755	122	24.602	237	24.340	190
6	2:11.720	1:06.081	119	37.220	103	28.419	134	23	1:40.430	51.805	123	24.425	239	24.200	189
7	2:03.519	1:06.970	115	30.726	141	25.823	188	24	1:41.371	51.718	118	25.101	227	24.552	189
8	1:44.759	53.597	120	25.674	243	25.488	189	25	1:39.417	50.889	121	24.382	240	24.146	188
9	1:43.163	52.533	126	25.462	242	25.168	188	26	1:39.627	51.024	116	24.307	240	24.296	187
10	1:43.571	52.965	124	25.569	242	25.037	189	27	1:39.421	51.286	118	24.033	240	24.102	189
11	1:42.171	51.824	122	25.451	241	24.896	189	28	1:39.345	51.113	116	23.841	240	24.391	185
12	1:41.353	51.514	123	25.254	242	24.585	190	29	1:40.393	52.259	120	23.896	242	24.238	187
13	1:41.669	51.774	124	25.265	238	24.630	190	30	1:38.952	51.010	122	23.724	241	24.218	187
14	1:47.092	51.747	120	25.466	240	29.879		31	1:39.120	51.160	112	23.720	242	24.240	188
15	2:52.974	1:57.678	123	25.679	220	29.617		32	1:40.061	51.526	111	24.071	241	24.464	186
16	2:22.192	1:32.112	111	25.277	236	24.803	189								
17	1:56.183	51.775	121	31.878	123	32.530	126								

23 Marc Gassner, DEU/ Florian Strauss, DEU

theoretical besttime: 1:38.196

1	2:43.129	1:10.571	111	46.212	55	46.346	180	18	1:43.409	52.569	113	25.356	241	25.484	188
2	1:54.506	57.492	106	26.743	203	30.271	149	19	2:05.056	53.369	112	36.192	97	35.495	94
3	2:10.842	1:05.792	117	36.652	194	28.398	95	20	2:24.281	1:12.413	86	38.384	116	33.484	109
4	2:15.546	1:12.892	116	34.006	150	28.648	106	21	2:13.671	1:09.572	111	36.330	110	27.769	190
5	2:14.408	1:08.661	119	36.245	186	29.502	89	22	1:42.324	52.368	107	25.402	238	24.554	189
6	2:11.666	1:06.038	118	37.222	98	28.406	125	23	1:41.598	52.252	114	24.793	242	24.553	189
7	2:03.230	1:06.772	116	30.840	138	25.618	190	24	1:40.514	51.340	120	24.804	242	24.370	190
8	1:43.543	52.474	117	25.685	241	25.384	190	25	1:40.720	51.322	123	24.670	244	24.728	189
9	1:42.585	52.760	116	25.078	242	24.747	189	26	1:39.689	51.030	120	24.447	242	24.212	189
10	1:40.720	51.163	126	25.306	241	24.251	191	27	1:39.262	50.841	121	24.320	243	24.101	189
11	1:40.445	50.572	122	24.983	241	24.890	190	28	1:38.925	50.818	122	24.129	243	23.978	190
12	1:40.293	50.872	124	25.116	241	24.305	191	29	1:38.800	50.808	122	23.908	243	24.084	191



ADAC GT Masters

Lap Analysis Race 2

Provisional



Nürburgring, Length: 3629 m

Air temperature: 11.3°C

Track temperature: 12.9°C

Weather condition: Wet

DMSB Reg. Nr.: 212/2015

Sunday 16.8.2015 13:15

Lap	Time	SE1	SP1	SE2	SP2	SE3	SP3	Lap	Time	SE1	SP1	SE2	SP2	SE3	SP3
13	1:40.570	51.094	122	25.329	240	24.147	190	30	1:38.744	50.926	120	23.831	243	23.987	190
14	1:40.021	51.116	126	24.798	242	24.107	189	31	1:38.694	50.827	120	23.646	244	24.221	190
15	1:39.980	51.197	119	24.605	241	24.178	190	32	1:38.871	51.022	121	23.653	244	24.196	190
16	1:46.604	53.342	114	24.920	242	28.342									
17	2:45.843	1:54.840	109	25.643	239	25.360	186								

24 Florian Stoll, DEU/ Marc Basseng, DEU

theoretical besttime: 1:36.862

1	2:41.087	1:00.804	103	50.796	57	49.487	174	18	1:42.088	51.817	120	25.348	231	24.923	187
2	1:47.023	53.917	117	26.303	192	26.803	182	19	2:20.559	1:07.283		38.817	124	34.459	110
3	2:09.743	1:04.504	76	34.857	154	30.382	145	20	2:25.766	1:14.216	89	37.650	115	33.900	115
4	2:15.231	1:11.092	99	33.938	152	30.201	126	21	2:15.984	1:10.095	85	38.282	113	27.607	184
5	2:13.453	1:07.469	100	34.715	133	31.269	97	22	1:41.165	51.871	124	24.929	234	24.365	186
6	2:12.649	1:07.375	91	33.981	188	31.293	127	23	1:39.717	50.900	125	24.679	234	24.138	185
7	2:06.518	1:06.138	117	34.144	161	26.236	186	24	1:38.754	50.468	125	24.419	236	23.867	186
8	1:42.035	51.989	124	25.406	235	24.640	187	25	1:38.178	49.996	128	24.247	235	23.935	187
9	1:40.610	51.476	126	24.773	233	24.361	187	26	1:37.928	49.984	127	24.167	234	23.777	185
10	1:40.745	51.577	127	24.810	236	24.358	186	27	1:37.990	50.063	127	24.080	235	23.847	184
11	1:40.507	51.201	126	25.022	233	24.284	187	28	1:38.127	50.209	126	24.053	236	23.865	185
12	1:39.472	50.631		24.724	236	24.117	188	29	1:37.299	49.578	128	23.728	234	23.993	185
13	1:39.297	50.855	126	24.507	238	23.935	187	30	1:37.262	49.919	126	23.691	236	23.652	186
14	1:39.240	50.465	126	24.624	234	24.151	185	31	1:37.320	49.981	128	23.632	237	23.707	187
15	1:38.960	50.516	127	24.522	237	23.922	186	32	1:37.672	49.874	126	23.925	238	23.873	187
16	1:44.177	50.620	128	24.634	236	28.923									
17	2:41.246	1:50.762	122	25.254	220	25.230	183								

33 Alexander Mattschull, DEU/ Renger van der Zande, NLD

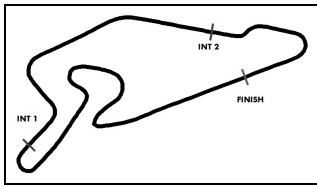
theoretical besttime: 1:39.201

1	2:42.738	1:08.831	112	47.228	53	46.679	177	17	2:46.735	1:55.330	118	26.115	225	25.290	187
2	1:50.774	54.580	121	26.177	216	30.017	159	18	1:42.969	52.238	115	25.506	230	25.225	188
3	2:11.635	1:04.893	113	36.746	146	29.996	114	19	2:08.806	56.490	94	37.851	102	34.465	109
4	2:14.644	1:11.382	115	34.838	132	28.424	121	20	2:25.094	1:13.474	87	37.876	105	33.744	116
5	2:14.078	1:07.823	112	35.790	196	30.465	98	21	2:14.312	1:09.437	95	37.040	106	27.835	187
6	2:11.994	1:06.010	115	37.724	114	28.260	141	22	1:41.877	51.916	123	25.006	237	24.955	186
7	2:04.033	1:06.649	117	31.879	152	25.505	187	23	1:41.025	51.587	119	25.016	236	24.422	184
8	1:41.090	51.927	124	25.049	237	24.114	189	24	1:42.062	52.494	120	24.848	236	24.720	185
9	1:42.582	52.555	108	25.182	237	24.845	186	25	1:45.893	51.437	121	24.906	236	29.550	
10	1:41.977	52.684	124	24.852	237	24.441	187	26	1:56.945	1:08.097	119	24.540	236	24.308	185
11	1:40.479	51.078	125	24.880	237	24.521	187	27	1:40.280	51.103	123	24.427	236	24.750	185
12	1:40.470	51.374	125	24.837	235	24.259	186	28	1:41.209	51.610	121	24.285	236	25.314	183
13	1:39.585	50.892	125	24.669	235	24.024	188	29	1:40.489	50.990	118	24.714	231	24.785	185
14	1:40.336	51.329	126	24.702	236	24.305	186	30	1:41.108	50.965	121	24.708	235	25.435	181
15	1:40.237	51.131	119	24.747	236	24.359	185	31	1:41.031	51.571	121	24.663	235	24.797	184
16	1:44.658	51.288	125	24.742	234	28.628		32	1:41.285	51.923	120	24.775	235	24.587	182

36 Martin Ragginger, AUT/ Klaus Bachler, AUT

theoretical besttime: 1:37.163

1	2:40.562	57.497	64	52.453	56	50.612	170	18	2:41.652	1:51.618	126	25.096	233	24.938	184
2	1:45.160	53.623	110	25.755	226	25.782	180	19	2:06.663	53.994	109	37.953	95	34.716	104
3	2:09.950	1:04.666	103	34.365	162	30.919	143	20	2:24.721	1:12.972	84	38.113	107	33.636	109
4	2:15.524	1:11.316	97	33.548	127	30.660	119	21	2:13.921	1:09.456	83	36.723	117	27.742	189
5	2:13.261	1:07.740	83	33.584	154	31.937	112	22	1:40.516	50.894	126	25.152	233	24.470	185
6	2:12.329	1:07.358	101	33.346	150	31.625	159	23	1:40.064	51.190	128	24.617	237	24.257	188
7	2:07.598	1:06.551	110	34.597	167	26.450	187	24	1:39.506	50.747	127	24.550	238	24.209	189
8	1:42.675	52.587	117	25.469	235	24.619	188	25	1:39.311	50.686	127	24.657	237	23.968	186
9	1:40.262	50.970	125	25.005	238	24.287	188	26	1:38.774	50.645	127	24.333	237	23.796	188
10	1:41.147	51.504	124	24.971	237	24.672	188	27	1:38.581	50.490	129	24.101	238	23.990	188
11	1:40.364	51.283	127	24.955	237	24.126	189	28	1:38.466	50.590	129	23.912	238	23.964	188
12	1:39.212	50.574	130	24.528	238	24.110	188	29	1:38.283	50.403	127	23.888	237	23.992	189
13	1:39.296	50.699	129	24.508	237	24.089	188	30	1:37.619	50.156	128	23.782	238	23.681	188
14	1:39.176	50.531	129	24.440	238	24.205	187	31	1:37.320	49.876	127	23.606	238	23.838	187
15	1:39.179	50.457	129	24.446	237	24.276	188	32	1:37.902	50.062	127	23.756	238	24.084	188
16	1:39.696	50.554	129	24.381	229	24.761	188								
17	2:07.347	1:02.005	97	34.047	144	31.295									



ADAC GT Masters



Lap Analysis Race 2

Provisional

Nürburgring, Length: 3629 m

Air temperature: 11.3°C

Track temperature: 12.9°C

Weather condition: Wet

DMSB Reg. Nr.: 212/2015

Sunday 16.8.2015 13:15

Lap	Time	SE1	SP1	SE2	SP2	SE3	SP3	Lap	Time	SE1	SP1	SE2	SP2	SE3	SP3
-----	------	-----	-----	-----	-----	-----	-----	-----	------	-----	-----	-----	-----	-----	-----

42 Hari Proczyk, AUT/ Bernd Schneider, DEU

theoretical besttime: 1:37.633

1	2:42.083	1:05.293	109	48.501	60	48.289	177	18	1:42.491	51.768	121	25.742	228	24.981	185
2	1:49.963	54.480	122	26.300	213	29.183	179	19	2:10.347	57.219	83	38.577	114	34.551	108
3	2:10.950	1:04.876	113	36.604	156	29.470	135	20	2:24.993	1:13.480	93	37.704	104	33.809	111
4	2:15.270	1:11.656	119	34.957	138	28.657	121	21	2:14.944	1:09.833	90	37.116	108	27.995	189
5	2:14.085	1:07.636	117	34.631	186	31.818	91	22	1:41.478	51.599	123	25.235	238	24.644	188
6	2:11.743	1:05.814	118	37.799	131	28.130	121	23	1:40.922	51.800	125	24.926	238	24.196	188
7	2:04.813	1:05.890	117	33.337	155	25.586	188	24	1:39.773	51.074	123	24.499	237	24.200	187
8	1:41.676	51.317	117	25.218	240	25.141	186	25	1:39.410	50.666	125	24.425	237	24.319	187
9	1:43.130	53.069	118	25.731	235	24.330	185	26	1:39.226	50.597	126	24.296	238	24.333	186
10	1:41.024	51.884	121	24.817	238	24.323	186	27	1:38.815	50.507	124	24.121	238	24.187	187
11	1:40.344	51.560	122	24.594	241	24.190	184	28	1:38.713	50.977	124	23.782	238	23.954	187
12	1:39.680	50.897	124	24.641	239	24.142	187	29	1:38.064	50.228	124	23.705	239	24.131	187
13	1:39.724	50.973	121	24.542	240	24.209	187	30	1:38.172	50.508	127	23.560	240	24.104	186
14	1:39.292	50.571	121	24.496	240	24.225	187	31	1:37.875	50.234	121	23.525	238	24.116	188
15	1:40.350	50.855	121	24.459	238	25.036	185	32	1:37.732	50.282	128	23.451	239	23.999	186
16	1:43.581	50.569	122	24.478	241	28.534									
17	2:48.212	1:56.364	122	26.514	209	25.334	185								

66 Andreas Wirth, DEU/ Daniel Keilwitz, DEU

theoretical besttime: 1:39.227

1	2:43.100	1:11.420	108	45.058	75	46.622	180	12	1:39.909	50.966	128	24.801	241	24.142	193
2	1:49.978	53.774	123	26.105	230	30.099	163	13	1:41.224	52.461	121	24.856	240	23.907	194
3	2:10.931	1:04.581	115	37.067	161	29.283	132	14	1:39.227	50.666	126	24.671	241	23.890	194
4	2:14.678	1:11.512	113	34.781	132	28.385	124	15	1:39.819	50.907	126	24.727	239	24.185	193
5	2:14.045	1:08.312	113	35.253	201	30.480	85	16	1:40.165	50.691	127	24.912	236	24.562	194
6	2:12.015	1:06.272	118	37.508	113	28.235	112	17	1:51.220	50.729	124	28.668	132	31.823	
7	2:04.467	1:06.195	117	32.895	155	25.377	195	18	3:06.278	2:05.377	92	31.018	203	29.883	174
8	1:41.315	51.727	125	25.012	241	24.576	192	19	1:59.404	1:01.376	98	28.822	211	29.206	182
9	1:50.958	1:01.603	126	25.219	238	24.136	194	20	2:09.856	59.593	97	36.606	127	33.657	107
10	1:40.508	51.487	126	24.798	242	24.223	194	21	2:15.623	1:10.159	103	34.116	118	31.348	182
11	1:40.715	51.276	124	25.078	238	24.361	190	22	2:25.160	1:20.179	94	30.909	177	34.072	

69 Diego Alessi, ITA/ Patrick Assenheimer, DEU

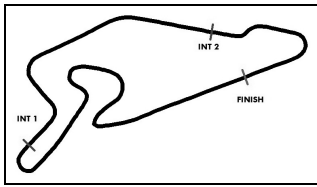
theoretical besttime: 1:37.964

1	2:44.103	1:13.863	101	45.483	66	44.757	181	18	2:00.970	1:00.069	88	31.209	187	29.692	173
2	1:54.043	57.231	116	27.778	205	29.034	154	19	1:59.351	1:01.605	101	29.040	219	28.706	171
3	2:10.838	1:06.645	119	36.163	197	28.030	109	20	2:10.150	59.711	107	36.699	114	33.740	132
4	2:15.918	1:13.346	117	34.300	145	28.272	120	21	2:15.158	1:09.888	110	34.409	115	30.861	176
5	2:14.180	1:09.278	117	35.647	191	29.255	97	22	1:45.731	56.357	115	25.237	240	24.137	188
6	2:11.879	1:06.326	115	37.138	113	28.415	126	23	1:40.817	52.055	119	24.762	240	24.000	189
7	2:02.799	1:06.818	113	30.380	135	25.601	188	24	1:39.897	51.367	121	24.535	240	23.995	190
8	1:43.332	52.249	119	25.787	239	25.296	186	25	1:40.488	51.877	115	24.622	239	23.989	186
9	1:42.822	52.671	118	25.681	239	24.470	187	26	1:39.922	51.441	121	24.273	240	24.208	186
10	1:41.456	51.180	125	25.254	240	25.022	188	27	1:39.666	51.278	120	24.309	240	24.079	189
11	1:42.008	51.863	116	25.297	240	24.848	190	28	1:39.224	51.076	118	24.059	239	24.089	188
12	1:41.455	51.421	123	25.348	240	24.686	187	29	1:38.600	50.850	120	23.801	239	23.949	189
13	1:40.764	51.209	122	25.073	241	24.482	190	30	1:37.970	50.581	123	23.434	240	23.955	188
14	1:45.211	51.092	124	25.051	239	29.068		31	1:38.599	50.850	121	23.571	240	24.178	184
15	2:43.838	1:53.333	113	25.707	238	24.798	186	32	1:38.691	51.072	120	23.643	239	23.976	185
16	1:43.086	52.807	116	25.659	238	24.620	189								
17	1:42.245	52.651	117	25.240	238	24.354	189								

80 Dominik Baumann, AUT/ Jens Klingmann, DEU

theoretical besttime: 1:37.514

1	2:41.744	1:03.757	113	48.905	60	49.082	172	18	1:41.727	51.499	126	25.351	217	24.877	184
2	1:49.786	54.569	119	26.227	219	28.990	174	19	2:13.722	1:00.486	79	38.990	116	34.246	111
3	2:09.829	1:04.058	110	36.227	180	29.544	118	20	2:25.824	1:14.140	89	38.157	107	33.527	109
4	2:15.733	1:11.187	118	34.778	167	29.768	115	21	2:15.965	1:09.863	82	37.758	109	28.344	187
5	2:13.455	1:07.168	118	34.876	166	31.411	92	22	1:41.048	51.603	122	24.971	237	24.474	183
6	2:11.772	1:06.014	114	36.565	171	29.193	105	23	1:40.521	51.433	126	24.888	236	24.200	185
7	2:05.403	1:06.136	115	33.315	169	25.952	184	24	1:39.512	50.703	124	24.607	237	24.202	185



ADAC GT Masters

Lap Analysis Race 2

Provisional



Nürburgring, Length: 3629 m

Air temperature: 11.3°C

Track temperature: 12.9°C

Weather condition: Wet

DMSB Reg. Nr.: 212/2015

Sunday 16.8.2015 13:15

Lap	Time	SE1	SP1	SE2	SP2	SE3	SP3	Lap	Time	SE1	SP1	SE2	SP2	SE3	SP3
8	1:42.818	52.030	124	25.387	236	25.401	180	25	1:39.363	50.718	120	24.532	237	24.113	186
9	1:42.229	52.793	118	24.941	236	24.495	187	26	1:40.057	51.557	121	24.361	237	24.139	188
10	1:41.722	52.422	120	24.805	236	24.495	184	27	1:39.010	50.309	126	24.113	239	24.588	184
11	1:40.097	51.078	121	24.818	236	24.201	185	28	1:38.254	50.447	126	23.789	236	24.018	187
12	1:39.837	50.983	119	24.702	233	24.152	184	29	1:37.912	50.524	126	23.660	237	23.728	186
13	1:39.527	50.909	119	24.608	236	24.010	185	30	1:37.754	50.406	126	23.680	238	23.668	185
14	1:39.508	50.632	120	24.603	236	24.273	185	31	1:37.926	50.480	127	23.537	237	23.909	186
15	1:40.325	50.798	120	24.622	236	24.905	187	32	1:37.917	50.347	127	23.537	237	24.033	184
16	1:43.195	50.628	120	24.642	238	27.925									
17	2:44.152	1:52.571	124	26.479	190	25.102	186								

99 Nico Bastian, DEU/ Stef Dusseldorp, NLD

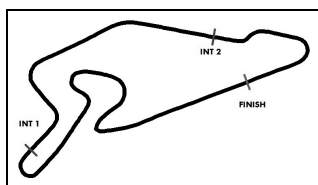
theoretical besttime: 1:37.336

1	2:42.529	1:08.211	110	46.123	56	48.195	173	18	1:42.575	52.525	120	25.353	237	24.697	187
2	1:52.189	56.588	116	26.428	229	29.173	164	19	2:05.654	54.111	109	37.527	116	34.016	92
3	2:11.031	1:04.548	109	36.649	167	29.834	110	20	2:24.760	1:12.382	80	38.130	125	34.248	115
4	2:15.124	1:11.981	111	35.157	130	27.986	128	21	2:12.630	1:08.391	115	36.033	107	28.206	189
5	2:13.758	1:07.910	117	35.565	193	30.283	98	22	1:41.293	51.450	126	25.183	234	24.660	187
6	2:11.915	1:06.510	112	37.226	121	28.179	128	23	1:44.671	51.613	121	24.806	236	28.252	
7	2:04.413	1:06.727	116	31.499	166	26.187	184	24	1:56.651	1:07.960	125	24.784	236	23.907	189
8	1:45.464	54.468	110	25.668	237	25.328	186	25	1:39.356	50.641	128	24.393	238	24.322	189
9	1:42.266	52.322	118	25.292	237	24.652	185	26	1:38.907	50.472	128	24.318	236	24.117	189
10	1:42.427	51.993	113	25.522	236	24.912	186	27	1:38.948	50.664	125	24.237	237	24.047	189
11	1:41.727	51.864	119	25.238	237	24.625	187	28	1:38.083	50.434	128	23.945	238	23.704	190
12	1:41.289	51.723	123	25.091	236	24.475	186	29	1:37.950	50.312	127	23.941	239	23.697	189
13	1:44.306	51.370	122	25.340	237	27.596		30	1:38.772	51.260	130	23.856	238	23.656	190
14	2:43.566	1:52.668	121	25.781	233	25.117	187	31	1:38.593	50.753	124	23.929	238	23.911	188
15	1:41.718	51.551	122	25.516	235	24.651	187	32	1:37.524	50.167	128	23.513	238	23.844	188
16	1:41.175	51.407	126	25.399	235	24.369	188								
17	1:41.006	51.039	125	25.220	237	24.747	187								

100 Daniel Dobitsch, AUT/ Edward Sandström, SWE

theoretical besttime: 1:37.630

1	2:41.545	1:02.538	116	49.470	55	49.537	169	18	1:42.312	51.988	120	25.382	229	24.942	184
2	1:49.386	54.586	117	26.131	219	28.669	164	19	2:13.773	1:00.499	89	38.832	118	34.442	108
3	2:09.337	1:04.031	98	35.400	161	29.906	118	20	2:25.631	1:14.077	96	37.810	110	33.744	124
4	2:15.886	1:11.086	102	34.216	141	30.584	141	21	2:16.206	1:10.161	81	37.885	112	28.160	178
5	2:12.780	1:06.727	107	35.021	149	31.032	110	22	1:40.950	51.624	124	24.845	233	24.481	184
6	2:12.710	1:06.920	102	34.733	179	31.057	109	23	1:40.168	51.455	125	24.674	233	24.039	186
7	2:05.482	1:06.026	117	33.428	164	26.028	185	24	1:38.698	50.465	123	24.433	234	23.800	185
8	1:42.355	52.329	123	25.271	235	24.755	186	25	1:38.814	50.564	127	24.276	233	23.974	185
9	1:42.393	52.218	124	25.232	237	24.943	186	26	1:38.826	50.585	122	24.294	234	23.947	185
10	1:40.260	51.211	126	24.823	235	24.226	185	27	1:38.209	50.185	126	24.221	234	23.803	184
11	1:39.624	50.841	123	24.666	236	24.117	185	28	1:37.958	50.270	123	23.847	234	23.841	185
12	1:40.272	51.091	124	24.838	236	24.343	183	29	1:38.398	50.446	124	24.017	233	23.935	185
13	1:39.899	50.956	126	24.956	235	23.987	187	30	1:38.529	50.540	124	24.021	234	23.968	184
14	1:39.571	51.039	127	24.570	236	23.962	186	31	1:38.439	50.427	124	23.645	234	24.367	181
15	1:39.127	50.704	129	24.495	236	23.928	188	32	1:39.147	50.534	122	23.842	234	24.771	182
16	1:43.883	50.536	126	24.694	236	28.653									
17	2:45.392	1:54.235	118	25.870	206	25.287	184								



ADAC GT Masters

Pit stops Race 2

Provisional



Nürburgring, Length: 3629 m

Air temperature: 11.4°C

Track temperature: 12.9°C

Weather condition: Wet

DMSB Reg. Nr.: 212/2015

Sunday 16.8.2015 13:15

Nr	Driver in	Day time in	Time in	Driver out	Day time out	Time out	Nett Time
13	Sven Barth	13:36:00	18:55.133	Sven Barth	13:36:23	19:18.280	23.147
21	Luca Ludwig	13:39:22	22:16.980	Luca Ludwig	13:39:45	22:40.032	23.052
99	Stef Dusseldorp	13:42:50	25:44.630	Nico Bastian	13:43:56	26:50.955	1:06.325
69	Patrick Assenheimer	13:44:32	27:26.888	Patrick Assenheimer	13:45:38	28:33.443	1:06.555
22	Florian Scholze	13:44:38	27:33.259	Florian Scholze	13:45:49	28:43.808	1:10.549
7	Vincent Abril	13:46:08	29:03.086	Vincent Abril	13:47:13	30:08.520	1:05.434
22	Florian Scholze	13:47:31	30:25.926	Florian Scholze	13:47:57	30:51.889	25.963
24		13:47:32	30:26.789		13:48:38	31:32.818	1:06.029
3	Christer Jöns	13:47:34	30:29.372	Andreas Weishaupt	13:48:41	31:35.944	1:06.572
100	Edward Sandström	13:47:36	30:30.677	Edward Sandström	13:48:43	31:37.861	1:07.184
80	Jens Klingmann	13:47:38	30:33.158	Jens Klingmann	13:48:44	31:39.333	1:06.175
42	Bernd Schneider	13:47:39	30:33.884	Bernd Schneider	13:48:48	31:42.777	1:08.893
33	Renger van der Zande	13:47:42	30:37.512	Renger van der Zande	13:48:49	31:43.700	1:06.188
23	Florian Strauss	13:47:49	30:44.217	Marc Gassner	13:48:54	31:49.449	1:05.232
8	Fabian Hamprecht	13:47:57	30:52.189	Fabian Hamprecht	13:49:05	31:59.771	1:07.582
12	Lennart Marioneck	13:48:00	30:54.779	Jacub Knoll	13:49:06	32:01.130	1:06.351
21	Luca Ludwig	13:48:03	30:58.318	Sebastian Asch	13:49:11	32:06.059	1:07.741
13	Sven Barth	13:48:08	31:03.340	Remo Lips	13:49:26	32:21.488	1:18.148
36	Klaus Bachler	13:49:34	32:28.929	Martin Ragginger	13:50:40	33:34.575	1:05.646
66	Daniel Keilwitz	13:49:35	32:30.375	Andreas Wirth	13:50:43	33:38.051	1:07.676
16	Philip Geipel	13:51:48	34:43.418	Rahel Frey	13:53:04	35:58.611	1:15.193
66	Andreas Wirth	14:01:32	44:26.670				
99	Nico Bastian	14:02:29	45:23.687	Nico Bastian	14:02:52	45:46.752	23.065
33	Alexander Mattschull	14:05:51	48:46.304	Alexander Mattschull	14:06:14	49:09.281	22.977