

# ADAC Formel 4

## Result List Race 2

Provisional



Nürburgring, Length: 3629 m

Air temperature: 19.6°C

Track temperature: 24.9°C

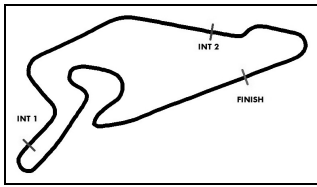
Weather condition: Dry

**DMSB** Reg. Nr.: 213/2015

Saturday 15.8.2015 16:45

started : 34      classified : 29      not classified : 5

#	Competitor	Sponsor	Laps	Total Time	Gap	Kph	Lap	Time	Kph
CI	Drivers	Car							
1	27 HTP Juniorteam M.Dienst(DEU)	ADAC Formel 4 powered by Abarth	17	30:41.791		120,6	8	1:28.126	148,2
2	28 HTP Juniorteam J.Esmeijer(NLD)	ADAC Formel 4 powered by Abarth	17	30:42.221	0.430	120,6	17	1:28.133	148,2
3	4 ADAC Berlin-Brandenburg e.V. R.Shwartzman(RUS)	ADAC Formel 4 powered by Abarth	17	30:43.762	1.971	120,5	12	1:28.484	147,6
4	5 ADAC Berlin-Brandenburg e.V. R D.Beckmann(DEU)	ADAC Formel 4 powered by Abarth	17	30:44.866	3.075	120,4	11	1:28.748	147,2
5	69 ADAC Berlin-Brandenburg e.V. R L.Norris(GBR)	ADAC Formel 4 powered by Abarth	17	30:45.688	3.897	120,3	11	1:28.716	147,3
6	25 Van Amersfoort Racing R M.Schumacher(DEU)	ADAC Formel 4 powered by Abarth	17	30:46.211	4.420	120,3	12	1:28.942	146,9
7	99 Prema Powerteam R.Aron(EST)	ADAC Formel 4 powered by Abarth	17	30:46.755	4.964	120,3	12	1:28.895	147,0
8	36 Van Amersfoort Racing J.Mawson(AUS)	ADAC Formel 4 powered by Abarth	17	30:48.798	7.007	120,1	12	1:29.232	146,4
9	16 Jenzer Motorsport GmbH M.Böckmann(DEU)	ADAC Formel 4 powered by Abarth	17	30:49.013	7.222	120,1	12	1:29.328	146,3
10	7 Motopark J.Eriksson(SWE)	ADAC Formel 4 powered by Abarth	17	30:49.484	7.693	120,1	12	1:29.019	146,8
11	6 ADAC Berlin-Brandenburg e.V. R M.Ortmann(DEU)	ADAC Formel 4 powered by Abarth	17	30:49.651	7.860	120,1	11	1:29.275	146,3
12	77 Provily Racing R J.Van Uiter(NLD)	ADAC Formel 4 powered by Abarth	17	30:51.134	9.343	120,0	11	1:29.880	145,4
13	26 Van Amersfoort Racing H.Newey(GBR)	ADAC Formel 4 powered by Abarth	17	30:51.276	9.485	120,0	9	1:29.957	145,2
14	41 Jenzer Motorsport R N.Rindlisbacher(CHE)	ADAC Formel 4 powered by Abarth	17	30:51.639	9.848	119,9	11	1:29.766	145,5
15	9 Motopark R J.Cecotto(VEN)	ADAC Formel 4 powered by Abarth	17	30:52.121	10.330	119,9	17	1:29.818	145,5
16	8 Motopark R J.Fittje(DEU)	ADAC Formel 4 powered by Abarth	17	30:52.920	11.129	119,9	11	1:30.010	145,1
17	30 Team Scheider J.Kremer(DEU)	ADAC Formel 4 powered by Abarth	17	30:53.368	11.577	119,8	12	1:29.975	145,2
18	33 RS-Competition J.Jonck(DNK)	ADAC Formel 4 powered by Abarth	17	30:53.940	12.149	119,8	12	1:30.104	145,0
19	14 Jenzer Motorsport GmbH M.Müller-Crepon(DEU)	ADAC Formel 4 powered by Abarth	17	30:54.458	12.667	119,8	17	1:30.212	144,8
20	37 Van Amersfoort Racing R K.Laliberte(CDN)	ADAC Formel 4 powered by Abarth	17	30:54.763	12.972	119,7	11	1:29.596	145,8
21	46 Team Scheider M.Auricchio(BRA)	ADAC Formel 4 powered by Abarth	17	30:55.780	13.989	119,7	17	1:29.970	145,2
22	18 Race Performance G.Maggi(CHE)	ADAC Formel 4 powered by Abarth	17	30:56.292	14.501	119,6	17	1:29.887	145,3
23	38 Liqui Moly Team Engstler R L.Engstler(DEU)	ADAC Formel 4 powered by Abarth	17	30:58.221	16.430	119,5	12	1:30.823	143,8
24	21 Liqui Moly Team Engstler R M.Halder(DEU)	ADAC Formel 4 powered by Abarth	17	31:01.874	20.083	119,3	9	1:31.352	143,0
25	55 Race Performance R M.Niederhauser(CHE)	ADAC Formel 4 powered by Abarth	17	31:02.280	20.489	119,3	9	1:31.332	143,0



# ADAC Formel 4

## Result List Race 2

Provisional

**DMSB** Reg. Nr.: 213/2015

Saturday 15.8.2015 16:45



Nürburgring, Length: 3629 m  
Air temperature: 19.6°C  
Track temperature: 24.9°C  
Weather condition: Dry

started : 34      classified : 29      not classified : 5

#	Competitor	Sponsor	Laps	Total Time	Gap	Kph	Lap	Time	Kph
CI	Drivers	Car							
26	35 HTP Juniorteam		17	31:05.194	23.403	119,1	9	1:31.856	142,2
	R C.Schreiner(DEU)	ADAC Formel 4 powered by Abarth							
27	2 Neuhauser Racing		16	29:39.904	1 LAP	117,4	10	1:30.126	145,0
	T.Zimmermann(DEU)	ADAC Formel 4 powered by Abarth							
28	62 Prema Powerteam		15	27:49.871	2LAPS	117,4	11	1:29.754	145,6
	R G.Raucci(BRA)	ADAC Formel 4 powered by Abarth							
29	1 Neuhauser Racing		15	28:05.538	2LAPS	116,3	11	1:29.925	145,3
	K.Schramm(DEU)	ADAC Formel 4 powered by Abarth							
<b>not classified</b>									
10	Motopark		11	20:24.155	6LAPS	117,4	11	1:30.032	145,1
	M.Waldherr(DEU)	ADAC Formel 4 powered by Abarth							
13	Team piroports		4	10:47.201	13LAPS	80,7	2	1:44.608	124,9
	C.Piro(DEU)	ADAC Formel 4 powered by Abarth							
3	ADAC Berlin-Brandenburg e.V.								
	R B.Mazatis(DEU)	ADAC Formel 4 powered by Abarth							
24	Robin Brezina								
	R R.Brezina(DEU)	ADAC Formel 4 powered by Abarth							
34	Toni Wolf								
	R T.Wolf(DEU)	ADAC Formel 4 powered by Abarth							

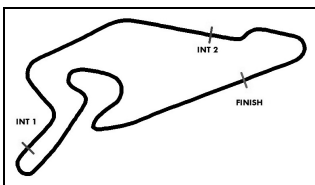
*Fastest lap of the race. Car 27 driver Dienst on lap 8. Time 1:28.126, average speed 148,2 km/h.*

**Subject to final scrutineering!**

Publications Time:

Clerk of the course:

Time Keeping:



# ADAC Formel 4

## Lap chart Race 2

Provisional

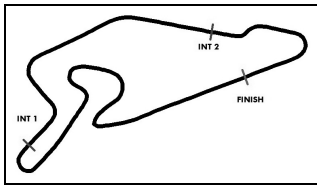


Nürburgring, Length: 3629 m

Saturday 15.8.2015 16:45

POS	1	2	3	4	5	6	7	8	9	10	11	12	13	14	15	16	17	18	19	20	21	22	23	24	25	26	27	28	29	30	31	32	33	34	35			
LAP 1	27	28	4	99	7	5	69	25	36	2	37	16	62	6	10	1	9	77	26	41	33	30	8	38	14	46	18	35	21	55	13							
LAP 2	27	28	4	99	7	5	69	25	36	2	16	37	62	6	10	9	1	77	26	33	41	8	30	38	14	46	18	35	21	55	13							
LAP 3	27	28	4	99	7	5	69	25	36	2	37	16	62	6	10	9	1	77	26	33	41	8	30	38	14	46	18	35	21	55	.13							
LAP 4	27	28	4	99	7	5	69	25	36	2	16	62	6	10	9	1	77	26	33	41	8	30	38	14	46	18	35	21	55	37	.13'							
LAP 5	27	28	4	99	7	5	69	25	36	2	16	62	6	10	9	1	77	26	33	41	8	30	38	14	46	18	35	21	55	37								
LAP 6	27	28	4	99	7	5	69	25	36	2	16	62	6	10	9	1	77	26	33	41	8	30	38	14	46	18	35	21	55	37								
LAP 7	27	28	4	99	7	5	69	25	36	2	16	62	6	10	9	1	77	26	33	41	8	30	38	14	46	18	35	21	55	37								
LAP 8	27	28	4	99	7	5	69	25	36	16	2	62	6	10	1	77	9	26	33	41	8	30	14	38	18	46	35	37	21	55								
LAP 9	27	28	4	99	5	7	69	25	36	16	2	62	6	10	1	77	26	9	33	41	8	30	14	38	18	46	37	35	21	55								
LAP 10	27	28	4	99	5	69	25	7	36	16	2	62	6	1	10	77	26	9	41	33	8	30	14	18	46	37	38	35	21	55								
LAP 11	27	28	4	99	5	69	25	7	36	16	2	62	6	1	10	77	26	9	41	8	30	33	14	37	46	18	38	35	21	55								
LAP 12	27	28	4	99	5	69	25	7	36	16	6	2	62	77	26	41	9	8	30	33	14	37	46	18	38	21	35	55	1									
LAP 13	27	28	4	99	5	69	25	7	36	16	6	2	62	77	26	41	9	8	30	33	14	37	46	18	38	21	35	55	1									
LAP 14	27	28	4	99	5	69	25	7	36	16	6	2	62	77	26	41	9	8	30	33	14	37	46	18	38	21	35	55	1									
LAP 15	27	28	4	99	5	69	25	7	36	16	6	2	62	77	26	41	9	8	30	33	14	37	46	18	38	21	35	55	.1									
LAP 16	27	28	4	99	5	69	25	36	16	7	6	77	26	41	9	8	30	33	14	37	46	18	38	21	55	35	.2											
LAP 17	27	28	4	5	69	25	99	36	16	7	6	77	26	41	9	8	30	33	14	37	46	18	38	21	55	35												

. - PIT STOP ' - LAP BEHIND



# ADAC Formel 4

## Lap Analysis Race 2

Provisional



Nürburgring, Length: 3629 m

Air temperature: 19.7°C

Track temperature: 25.2°C

Weather condition: Dry

**DMSB** Reg. Nr.: 213/2015

Saturday 15.8.2015 16:45

Lap	Time	SE1	SP1	SE2	SP2	SE3	SP3	Lap	Time	SE1	SP1	SE2	SP2	SE3	SP3
<b>1</b>	Kim Luis Schramm, DEU ,							<b>theoretical besttime: 1:29.789</b>							
1	1:38.197	51.196	124	23.433	219	23.568	174	9	1:30.069	45.774	125	22.769	218	<b>21.526</b>	<b>177</b>
2	1:49.098	50.838	119	30.012	122	28.248	154	10	1:30.310	46.041	<b>129</b>	22.678	220	21.591	176
3	2:23.721	1:03.040	59	35.227	90	45.454	110	<b>11</b>	<b>1:29.925</b>	<b>45.617</b>	127	22.739	217	21.569	175
4	2:14.035	1:01.925	69	33.742	104	38.368	101	12	1:54.421	45.683	128	<b>22.646</b>	<b>222</b>	46.092	173
5	2:07.238	55.942	101	34.557	137	36.739	143	13	1:33.050	46.956	127	23.097	200	22.997	175
6	2:03.331	1:01.858	73	33.306	133	28.167	129	14	1:59.750	46.640	123	37.601	76	35.509	164
7	2:06.839	58.847	81	43.641	77	24.351	177	15	2:14.667	1:04.668	98	34.557	76	35.442	
8	1:30.887	46.437	126	22.767	219	21.683	175								

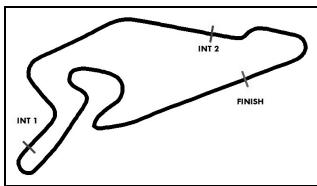
<b>2</b>	Tim Zimmermann, DEU ,							<b>theoretical besttime: 1:29.904</b>							
1	1:35.999	49.853	<b>132</b>	23.417	219	22.729	175	9	1:30.365	46.062	129	22.694	217	<b>21.609</b>	175
2	1:46.710	48.382	124	29.236	118	29.092	135	<b>10</b>	<b>1:30.126</b>	45.740	129	22.716	216	21.670	175
3	2:22.607	1:02.386	89	35.639	78	44.582	140	11	1:30.140	<b>45.613</b>	129	<b>22.682</b>	217	21.845	173
4	2:14.973	1:02.888	69	30.909	105	41.176	128	12	1:31.495	46.223	129	22.769	217	22.503	<b>176</b>
5	2:06.836	56.741	85	32.106	118	37.989	144	13	1:34.026	46.822	126	23.484	190	23.720	173
6	2:03.681	1:02.684	84	32.759	130	28.238	154	14	2:07.181	55.301	105	36.863	101	35.017	156
7	2:09.247	59.910	85	44.892	64	24.445	176	15	2:14.917	1:09.990	109	37.579	76	27.348	176
8	1:31.315	46.469	127	22.893	<b>219</b>	21.953	174	16	1:50.286	47.426	128	29.563	179	33.297	

<b>4</b>	Robert Shwartzman, RUS ,							<b>theoretical besttime: 1:28.398</b>							
1	1:32.514	48.229	132	22.894	216	21.391	177	10	1:28.632	44.810	133	22.507	217	21.315	178
2	1:44.207	46.087	109	28.553	141	29.567	164	11	1:28.501	44.809	131	22.479	217	<b>21.213</b>	177
3	2:22.117	1:03.024	87	35.823	89	43.270	132	<b>12</b>	<b>1:28.484</b>	<b>44.749</b>	134	22.458	218	21.277	178
4	2:12.840	1:02.672	112	32.989	96	37.179	157	13	1:35.808	44.754	132	24.564	178	26.490	171
5	2:10.084	1:00.403	105	32.845	96	36.836	140	14	2:12.068	1:00.087	104	35.896	96	36.085	137
6	2:04.454	1:03.433	91	31.870	169	29.151	143	15	2:17.134	1:09.977	103	39.698	83	27.459	<b>178</b>
7	2:11.434	59.865	113	46.486	66	25.083	177	16	1:28.992	45.107	134	22.615	218	21.270	178
8	1:29.056	45.244	133	22.524	<b>219</b>	21.288	178	17	1:28.644	44.876	132	22.481	218	21.287	178
9	1:28.793	45.074	<b>134</b>	<b>22.436</b>	218	21.283	178								

<b>5</b>	David Beckmann, DEU ,							<b>theoretical besttime: 1:28.672</b>							
1	1:34.483	49.006	118	23.529	218	21.948	175	10	1:29.097	45.236	134	22.461	217	21.400	178
2	1:45.491	47.086	120	29.118	141	29.287	141	<b>11</b>	<b>1:28.748</b>	<b>44.920</b>	133	22.474	220	21.354	176
3	2:21.070	1:01.850	97	35.708	91	43.512	113	12	1:28.771	45.019	<b>134</b>	<b>22.420</b>	220	<b>21.332</b>	178
4	2:14.213	1:02.793	101	32.624	109	38.796	149	13	1:34.465	45.010	131	23.659	184	25.796	148
5	2:08.488	58.834	95	32.465	100	37.189	144	14	2:11.771	59.285	92	36.178	99	36.308	122
6	2:04.472	1:03.139	88	32.699	154	28.634	134	15	2:16.245	1:09.450	102	39.291	83	27.504	179
7	2:10.449	59.550	106	46.020	61	24.879	178	16	1:29.075	45.206	132	22.532	221	21.337	<b>181</b>
8	1:29.591	45.442	132	22.665	<b>223</b>	21.484	179	17	1:28.977	45.093	133	22.491	217	21.393	175
9	1:29.460	45.248	134	22.443	220	21.769	176								

<b>6</b>	Mike David Ortmann, DEU ,							<b>theoretical besttime: 1:29.119</b>							
1	1:37.021	50.620	131	23.429	220	22.972	175	10	1:30.595	46.425	131	22.746	217	21.424	177
2	1:48.279	50.575	114	29.733	141	27.971	150	<b>11</b>	<b>1:29.275</b>	<b>45.120</b>	132	<b>22.599</b>	220	21.556	177
3	2:23.341	1:03.307	65	35.455	77	44.579	113	12	1:30.811	46.027	131	22.657	222	22.127	175
4	2:14.529	1:02.449	75	33.228	94	38.852	101	13	1:33.494	45.821	131	23.898	176	23.775	174
5	2:06.484	56.284	91	34.055	117	36.145	150	14	2:07.317	55.519	84	36.628	103	35.170	148
6	2:03.976	1:02.535	75	33.090	157	28.351	148	15	2:14.886	1:10.048	88	37.843	76	26.995	180
7	2:07.830	59.390	85	44.037	66	24.403	176	16	1:30.803	45.608	131	22.778	<b>224</b>	22.417	177
8	1:30.481	46.017	130	22.805	218	21.659	176	17	1:29.855	45.687	<b>132</b>	22.768	219	<b>21.400</b>	<b>180</b>
9	1:30.674	46.148	131	22.842	219	21.684	174								

<b>7</b>	Joel Eriksson, SWE ,							<b>theoretical besttime: 1:29.019</b>							
1	1:33.809	48.835	128	23.356	217	21.618	178	10	1:30.996	46.627	<b>134</b>	22.947	220	21.422	179
2	1:44.999	47.168	126	28.858	148	28.973	147	11	1:29.436	45.553	130	22.597	218	21.286	176
3	2:21.707	1:02.128	85	36.071	86	43.508	112	<b>12</b>	<b>1:29.019</b>	<b>45.255</b>	130	<b>22.554</b>	219	<b>21.210</b>	178
4	2:13.187	1:02.475	108	32.977	94	37.735	144	13	1:34.831	45.408	127	24.543	171	24.880	160
5	2:09.547	59.439	107	32.977	94	37.131	143	14	2:09.927	57.823	105	36.103	106	36.001	135



# ADAC Formel 4

## Lap Analysis Race 2

Provisional



Nürburgring, Length: 3629 m

Air temperature: 19.7°C

Track temperature: 25.2°C

Weather condition: Dry

**DMSB** Reg. Nr.: 213/2015

Saturday 15.8.2015 16:45

Lap	Time	SE1	SP1	SE2	SP2	SE3	SP3	Lap	Time	SE1	SP1	SE2	SP2	SE3	SP3
6	2:04.080	1:02.973	99	33.069	143	28.038	150	15	2:15.731	1:10.287	93	38.357	79	27.087	179
7	2:10.794	59.903	106	46.166	64	24.725	178	16	1:31.831	46.034	132	23.095	<b>224</b>	22.702	176
8	1:29.705	45.805	132	22.586	221	21.314	<b>179</b>	17	1:29.839	45.558	132	22.692	220	21.589	179
9	1:30.046	45.363	131	22.663	220	22.020	177								

### 8 Jannes Fittje, DEU ,

**theoretical besttime: 1:29.603**

1	1:41.592	52.838		24.351	221	24.403	177	10	1:30.686	45.679	131	22.694	218	22.313	<b>179</b>
2	1:50.411	51.623	125	29.895	131	28.893	164	<b>11</b>	<b>1:30.010</b>	45.757	130	22.701	218	<b>21.552</b>	177
3	2:24.305	1:02.569	56	36.056	95	45.680	136	12	1:30.409	<b>45.369</b>	130	<b>22.682</b>	220	22.358	176
4	2:13.652	1:00.679	67	38.335	84	34.638	131	13	1:34.802	46.672	128	23.620	213	24.510	170
5	2:07.364	55.641	119	35.308	132	36.415	117	14	2:08.118	54.024	98	38.390	107	35.704	142
6	2:02.730	1:01.338	65	34.128	170	27.264	123	15	2:11.671	1:07.771	91	36.484	74	27.416	175
7	2:04.675	58.800	102	41.866	78	24.009	175	16	1:30.646	45.801	131	22.954	220	21.891	178
8	1:30.587	45.891	131	22.762	<b>222</b>	21.934	176	17	1:30.170	45.615	<b>131</b>	22.819	220	21.736	175
9	1:31.092	46.553	128	22.905	217	21.634	177								

### 9 Jonathan Cecotto, VEN ,

**theoretical besttime: 1:29.747**

1	1:38.325	51.842	128	23.540	219	22.943	<b>180</b>	10	1:30.613	46.110	131	22.711	220	21.792	178
2	1:48.056	49.972	122	30.239	128	27.845	165	11	1:30.089	45.671	130	22.699	220	21.719	179
3	2:23.766	1:03.222	66	35.278	97	45.266	111	12	1:31.416	<b>45.592</b>	<b>133</b>	22.681	220	23.143	177
4	2:14.346	1:02.076	75	33.767	105	38.503	103	13	1:34.588	47.073	128	23.195	211	24.320	175
5	2:07.099	55.930	98	34.557	121	36.612	144	14	2:07.779	54.582	101	37.717	128	35.480	143
6	2:03.405	1:01.872	76	33.638	139	27.895	133	15	2:12.573	1:08.470	92	36.780	72	27.323	177
7	2:07.210	58.893	77	43.739	77	24.578	178	16	1:30.755	45.975	130	23.063	218	21.717	178
8	1:31.886	47.157	129	22.935	<b>221</b>	21.794	178	<b>17</b>	<b>1:29.818</b>	45.663	131	<b>22.655</b>	217	<b>21.500</b>	179
9	1:30.397	46.054	131	22.696	219	21.647	178								

### 10 Michael Waldherr, DEU ,

**theoretical besttime: 1:29.806**

1	1:37.557	50.992	130	23.208	<b>224</b>	23.357	176	7	2:07.789	59.270	86	43.932	70	24.587	177
2	1:48.255	50.387	114	29.935	136	27.933	160	8	1:30.643	46.055	<b>131</b>	22.929	219	21.659	178
3	2:23.462	1:03.223	65	35.417	85	44.822	115	9	1:30.422	45.831	130	<b>22.717</b>	222	21.874	177
4	2:14.344	1:02.405	71	33.467	109	38.472	107	10	1:31.080	46.591	130	22.900	221	<b>21.589</b>	<b>178</b>
5	2:07.059	56.403	96	33.964	130	36.692	149	<b>11</b>	<b>1:30.032</b>	<b>45.500</b>	127	22.808	222	21.724	177
6	2:03.512	1:02.135	76	33.193	160	28.184	140								

### 13 Cedric Piro, DEU ,

**theoretical besttime: 1:44.608**

1	1:58.410	52.570	<b>131</b>	23.651	<b>218</b>	42.189	171	3	2:35.219	1:01.600	105	39.062	32	54.557	
2	<b>1:44.608</b>	<b>47.254</b>	128	<b>24.876</b>	146	<b>32.478</b>	152	4	4:28.964	3:00.247	129	34.263	73	54.454	

### 14 Moritz Müller-Crepon, DEU ,

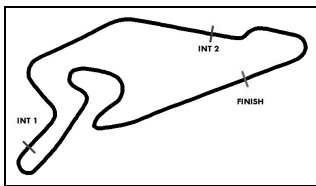
**theoretical besttime: 1:29.936**

1	1:42.776	53.581	129	23.982	217	25.213	173	10	1:30.428	45.736	129	<b>22.762</b>	<b>217</b>	21.930	175
2	1:51.575	52.387	127	29.809	117	29.379	169	11	1:31.163	46.613	124	22.901	217	21.649	175
3	2:24.945	1:02.687	57	35.926	97	46.332	142	12	1:30.599	45.753	128	22.843	215	22.003	175
4	2:14.417	59.903	60	38.052	83	36.462	173	13	1:35.042	47.011	128	24.294	177	23.737	152
5	2:07.188	53.808	117	37.762	60	35.618	87	14	2:08.309	54.545	86	39.008	112	34.756	128
6	2:01.754	1:00.019	67	35.415	156	26.320	121	15	2:10.634	1:07.312	83	36.195	64	27.127	<b>176</b>
7	2:03.008	57.929	100	41.252	97	23.827	175	16	1:30.891	45.983	128	23.058	216	21.850	175
8	1:30.590	45.787	130	23.124	217	21.679	175	<b>17</b>	<b>1:30.212</b>	<b>45.623</b>	129	22.826	216	21.763	174
9	1:30.927	46.331	<b>130</b>	23.045	216	<b>21.551</b>	175								

### 16 Marek Böckmann, DEU ,

**theoretical besttime: 1:29.243**

1	1:36.498	49.631	129	23.518	220	23.349	174	10	1:29.831	45.430	131	22.678	221	21.723	176
2	1:46.771	48.258	129	29.464	116	29.049	120	11	1:29.511	45.507	129	22.626	219	21.378	177
3	2:23.736	1:02.422	91	35.639	82	45.675	109	<b>12</b>	<b>1:29.328</b>	<b>45.383</b>	131	<b>22.605</b>	220	21.340	177
4	2:14.437	1:01.776	83	31.123	121	41.538	107	13	1:34.812	45.501	130	24.203	177	25.108	162
5	2:06.783	56.231	84	32.207	124	38.345	121	14	2:09.855	58.039	98	35.816	112	36.000	140
6	2:03.646	1:02.087	91	33.172	121	28.387	142	15	2:15.556	1:10.209	95	38.191	78	27.156	177
7	2:08.437	59.385	82	44.823	65	24.229	178	16	1:30.351	45.540	<b>132</b>	22.933	<b>221</b>	21.878	<b>179</b>



# ADAC Formel 4

## Lap Analysis Race 2

Provisional



Nürburgring, Length: 3629 m

Air temperature: 19.7°C

Track temperature: 25.2°C

Weather condition: Dry

**DMSB** Reg. Nr.: 213/2015

Saturday 15.8.2015 16:45

Lap	Time	SE1	SP1	SE2	SP2	SE3	SP3	Lap	Time	SE1	SP1	SE2	SP2	SE3	SP3
8	1:29.898	45.662	132	22.884	220	21.352	178	17	1:29.931	45.705	131	22.681	219	21.545	179
9	1:29.632	45.682	131	22.695	218	<b>21.255</b>	178								

### 18 Giorgio Maggi, CHE ,

**theoretical besttime: 1:29.887**

1	1:43.029	53.920	126	24.073	213	25.036	172	10	1:32.104	46.659	129	22.908	216	22.537	173
2	1:53.574	53.860	122	29.348	120	30.366	158	11	1:31.671	46.876	124	23.059	216	21.736	175
3	2:26.479	1:02.102	61	36.990	75	47.387	161	12	1:30.781	<b>45.668</b>	129	22.855	215	22.258	175
4	2:14.292	57.358	70	39.085	73	37.849	164	13	1:33.730	46.239	125	23.474	201	24.017	163
5	2:06.129	51.554	119	37.918	69	36.657	127	14	2:06.785	52.633	94	38.845	84	35.307	137
6	2:01.534	58.927	83	35.294	150	27.313	88	15	2:09.256	1:06.285	94	35.528	68	27.443	176
7	2:01.353	57.173	120	40.508	108	23.672	176	16	1:31.388	46.560	130	23.149	216	21.679	176
8	1:32.326	46.287	<b>131</b>	23.463	215	22.576	<b>177</b>	<b>17</b>	<b>1:29.887</b>	<b>45.668</b>	129	<b>22.815</b>	217	<b>21.404</b>	176
9	1:31.974	46.516	127	22.963	<b>218</b>	22.495	172								

### 21 Michelle Halder, DEU ,

**theoretical besttime: 1:31.219**

1	1:46.333	55.811	129	23.488	213	27.034	172	10	1:32.021	46.512	129	<b>22.996</b>	<b>216</b>	22.513	<b>177</b>
2	1:52.255	52.621	110	29.001	124	30.633	157	11	1:32.623	47.595	128	22.999	<b>218</b>	<b>22.029</b>	176
3	2:27.027	1:01.812	64	37.377	60	47.838	165	12	1:32.166	46.568	127	23.091	214	22.507	175
4	2:13.856	57.087	81	38.562	68	38.207	163	13	1:33.712	47.082	128	23.442	201	23.188	174
5	2:06.282	52.172	119	36.684	72	37.426	171	14	2:04.884	50.457	103	38.830	79	35.597	124
6	2:00.661	58.523	105	35.252	128	26.886	89	15	2:08.799	1:05.460	95	35.355	68	27.984	176
7	2:01.210	57.339	121	39.757	114	24.114	175	16	1:32.644	46.892	128	23.224	213	22.528	174
8	1:33.234	47.056	128	23.319		22.859	175	17	1:32.815	46.708	129	23.395	211	22.712	174
9	<b>1:31.352</b>	<b>46.194</b>	<b>130</b>	23.014	215	22.144	176								

### 25 Mick Schumacher, DEU ,

**theoretical besttime: 1:28.794**

1	1:35.061	49.193	128	23.734	219	22.134	177	10	1:29.400	45.519	<b>132</b>	22.599	219	<b>21.282</b>	177
2	1:46.399	48.078	124	29.324	134	28.997	145	11	1:28.972	<b>45.022</b>	131	22.570	218	21.380	176
3	2:21.539	1:02.127	78	36.083	78	43.329	150	<b>12</b>	<b>1:28.942</b>	45.077	132	<b>22.490</b>	219	21.375	176
4	2:15.690	1:02.985	85	31.985	87	40.720	134	13	1:35.651	45.266	132	24.348	160	26.037	164
5	2:06.885	57.008	81	32.428	91	37.449	147	14	2:09.842	57.571	100	36.152	101	36.119	130
6	2:03.665	1:02.984	90	32.561	145	28.120	157	15	2:15.925	1:10.022	97	38.773	80	27.130	<b>179</b>
7	2:10.114	1:00.071	95	45.265	63	24.778	176	16	1:29.403	45.461	132	22.521	220	21.421	177
8	1:30.060	46.027	130	22.627	220	21.406	177	17	1:29.276	45.114	131	22.539	<b>220</b>	21.623	176
9	1:29.387	45.272	130	22.530	219	21.585	175								

### 26 Harrison Newey, GBR ,

**theoretical besttime: 1:29.671**

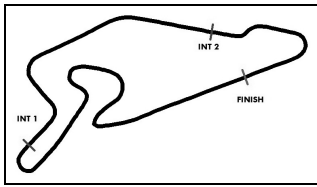
1	1:39.137	51.641	129	23.622	220	23.874	172	10	1:30.703	46.148	129	22.769	220	21.786	177
2	1:49.761	51.108	128	30.349	130	28.304	169	11	1:30.185	45.465	128	23.017	218	<b>21.703</b>	176
3	2:24.194	1:02.766	61	35.909	108	45.519	125	12	1:30.943	<b>45.396</b>	131	<b>22.572</b>	<b>225</b>	22.975	176
4	2:13.308	1:01.411	72	36.160	118	35.737	109	13	1:33.400	46.548	131	23.269	213	23.583	175
5	2:08.205	56.257	100	34.263	125	37.685	132	14	2:08.502	55.274	89	37.361	114	35.867	139
6	2:03.274	1:01.412	68	33.068	159	28.794	113	15	2:12.717	1:08.463	104	37.081	75	27.173	177
7	2:05.418	58.281	116	42.761	82	24.376	177	16	1:30.283	45.627	130	22.670	223	21.986	177
8	1:30.878	46.107	127	22.995	<b>225</b>	21.776	<b>179</b>	17	1:30.411	45.751	<b>132</b>	22.752	219	21.908	179
9	<b>1:29.957</b>	45.451	129	22.801	220	21.705	178								

### 27 Marvin Dienst, DEU ,

**theoretical besttime: 1:28.025**

1	1:29.821	46.055	133	22.566	218	21.200	<b>178</b>	10	1:28.148	44.667	132	22.241	218	21.240	178
2	1:45.340	47.155	100	28.801	154	29.384	156	11	1:28.472	44.918	131	22.340	218	21.214	178
3	2:22.084	1:03.460	89	35.578	89	43.046	133	12	1:28.576	44.836	132	22.451	218	21.289	177
4	2:13.332	1:03.117	97	32.917	101	37.298	150	13	1:37.077	45.237	126	25.932	173	25.908	154
5	2:09.720	1:00.220	105	32.905	108	36.595	154	14	2:12.574	1:00.828	98	35.517	98	36.229	133
6	2:04.192	1:03.608	93	31.361	152	29.223	158	15	2:17.393	1:10.146	100	40.351	81	26.896	178
7	2:11.782	1:00.812	104	46.602	67	24.368	176	16	1:28.556	44.957	133	22.414	218	21.185	177
8	<b>1:28.126</b>	44.695	<b>133</b>	22.250	<b>220</b>	<b>21.181</b>	177	17	1:28.225	<b>44.634</b>	132	22.351	219	21.240	178
9	1:28.373	44.812	131	<b>22.210</b>	219	21.351	177								





# ADAC Formel 4

## Lap Analysis Race 2

Provisional



Nürburgring, Length: 3629 m

Air temperature: 19.7°C

Track temperature: 25.2°C

Weather condition: Dry

**DMSB** Reg. Nr.: 213/2015

Saturday 15.8.2015 16:45

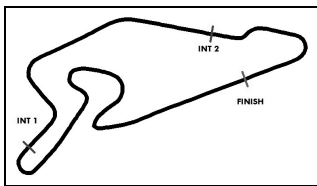
Lap	Time	SE1	SP1	SE2	SP2	SE3	SP3	Lap	Time	SE1	SP1	SE2	SP2	SE3	SP3
<b>28</b>	Janneau Esmeijer, NLD ,							<b>theoretical besttime: 1:28.116</b>							
1	1:30.412	46.636	129	22.556	219	21.220	179	10	1:28.442	44.701	130	22.504	219	21.237	177
2	1:45.524	47.319	100	28.976	137	29.229	145	11	1:28.317	44.694	130	22.351	219	21.272	176
3	2:22.286	1:03.097	95	35.938	93	43.251	130	12	1:28.426	44.776	130	22.423	219	21.227	178
4	2:12.843	1:02.793	100	32.857	99	37.193	142	13	1:36.635	44.840	129	25.547	167	26.248	173
5	2:10.211	1:00.399	107	32.747	107	37.065	137	14	2:12.257	1:00.530	99	35.739	98	35.988	129
6	2:04.422	1:03.386	93	31.833	170	29.203	141	15	2:17.419	1:09.871	106	40.249	82	27.299	178
7	2:11.085	59.906	108	46.600	66	24.579	177	16	1:28.431	44.868	<b>132</b>	<b>22.316</b>	<b>222</b>	21.247	178
8	1:28.783	44.973	130	22.479	220	21.331	177	17	<b>1:28.133</b>	<b>44.635</b>	131	22.333	221	<b>21.165</b>	<b>179</b>
9	1:28.595	44.882	128	22.395	219	21.318	177								

<b>30</b>	Jason Kremer, DEU ,							<b>theoretical besttime: 1:29.794</b>							
1	1:41.393	52.990		24.064	215	24.339	163	10	1:30.455	45.663	129	<b>22.729</b>	<b>217</b>	22.063	<b>177</b>
2	1:51.280	52.530	122	29.803	126	28.947	167	11	1:30.569	46.013	127	22.884	216	21.672	174
3	2:24.557	1:02.763	59	36.127	94	45.667	130	<b>12</b>	<b>1:29.975</b>	<b>45.423</b>	128	22.847	215	21.705	176
4	2:13.416	1:00.550	67	37.985	84	34.881	137	13	1:35.391	47.132	127	24.597	196	23.662	167
5	2:07.882	55.686	122	36.652	83	35.544	118	14	2:08.600	54.331	80	38.507	107	35.762	133
6	2:02.378	1:01.034	65	34.775	163	26.569	125	15	2:10.716	1:07.041	88	36.316	69	27.359	176
7	2:04.207	58.633	101	41.534	83	24.040	175	16	1:30.682	45.990	129	23.006	214	21.686	175
8	1:30.634	46.035	<b>129</b>	22.902	216	21.697	175	17	1:30.161	45.624	129	22.895	215	<b>21.642</b>	176
9	1:31.072	46.594	128	22.795	217	21.683	175								

<b>33</b>	Jan Jonck, DNK ,							<b>theoretical besttime: 1:29.870</b>							
1	1:39.575	52.418		23.663	<b>221</b>	23.494	176	10	1:31.900	46.022	129	22.852	219	23.026	176
2	1:50.320	51.526	129	30.061	141	28.733	159	11	1:31.395	47.007	128	22.811	218	<b>21.577</b>	177
3	2:23.970	1:02.950	53	35.810	96	45.210	118	<b>12</b>	<b>1:30.104</b>	<b>45.649</b>	130	22.646	219	21.809	177
4	2:13.429	1:01.635	65	35.807	110	35.987	114	13	1:35.466	47.246	123	24.314	185	23.906	161
5	2:08.083	56.023	99	35.687	137	36.373	125	14	2:08.387	54.222	84	38.714	117	35.451	136
6	2:03.007	1:01.405	69	33.236	169	28.366	113	15	2:10.672	1:07.242	84	36.256	66	27.174	177
7	2:05.520	58.575	119	42.915	70	24.030	177	16	1:30.620	46.006	130	22.884	220	21.730	<b>177</b>
8	1:30.854	46.086	131	22.870	220	21.898	175	17	1:30.366	45.742	131	22.699	221	21.925	175
9	1:30.272	45.900	<b>131</b>	<b>22.644</b>	219	21.728	177								

<b>35</b>	Carrie Schreiner, DEU ,							<b>theoretical besttime: 1:31.510</b>							
1	1:43.635	55.181	<b>132</b>	23.268	<b>220</b>	25.186	175	10	1:32.172	<b>46.409</b>	130	23.076	215	22.687	175
2	1:54.371	54.572	111	28.653	128	31.146	145	11	1:32.595	47.282	130	23.197	215	<b>22.116</b>	174
3	2:26.697	1:01.635	59	36.727	78	48.335	171	12	1:33.554	47.179	129	23.152	216	23.223	175
4	2:14.096	56.854	87	38.909	68	38.333	171	13	1:32.945	46.766	132	<b>22.985</b>	215	23.194	176
5	2:06.117	51.710	122	36.969	73	37.438	151	14	2:05.077	50.569	98	39.236	80	35.272	122
6	2:00.634	58.423	84	35.642	134	26.569	95	15	2:08.329	1:05.821	94	34.987	66	27.521	<b>178</b>
7	2:01.737	57.281	128	40.356	107	24.100	173	16	1:36.654	47.110	120	27.020	212	22.524	175
8	1:32.704	46.899	131	23.457	214	22.348	174	17	1:32.021	46.645	129	23.218	213	22.158	175
9	<b>1:31.856</b>	46.462	131	23.255	214	22.139	176								

<b>36</b>	Joey Mawson, AUS ,							<b>theoretical besttime: 1:29.097</b>							
1	1:35.303	49.467	126	23.573	<b>223</b>	22.263	177	10	1:29.779	<b>45.222</b>	131	23.081	221	21.476	177
2	1:46.796	48.194	127	29.327	136	29.275	143	11	1:29.449	45.469	130	22.670	221	21.310	177
3	2:22.045	1:02.054	86	36.058	74	43.933	147	<b>12</b>	<b>1:29.232</b>	45.357	129	<b>22.611</b>	220	<b>21.264</b>	177
4	2:15.367	1:02.720	82	31.553	109	41.094	131	13	1:34.573	45.403	128	24.285	182	24.885	159
5	2:06.767	56.792	85	32.338	116	37.637	150	14	2:10.093	58.258	105	35.753	104	36.082	143
6	2:03.772	1:03.022	79	32.480	146	28.270	149	15	2:15.653	1:10.314	95	38.320	80	27.019	177
7	2:09.386	59.974	82	45.136	64	24.276	<b>179</b>	16	1:30.715	45.692	<b>133</b>	22.975	219	22.048	176
8	1:30.598	46.121	131	22.877	220	21.600	176	17	1:29.852	45.561	129	22.656	217	21.635	176
9	1:29.418	45.439	130	22.667	218	21.312	176								



# ADAC Formel 4

## Lap Analysis Race 2

Provisional



Nürburgring, Length: 3629 m

Air temperature: 19.7°C

Track temperature: 25.2°C

Weather condition: Dry

**DMSB** Reg. Nr.: 213/2015

Saturday 15.8.2015 16:45

Lap	Time	SE1	SP1	SE2	SP2	SE3	SP3	Lap	Time	SE1	SP1	SE2	SP2	SE3	SP3
<b>37</b>	Kami Laliberte, CDN ,							<b>theoretical besttime: 1:29.544</b>							
1	1:36.435	49.980	128	23.667	219	22.788	175	10	1:31.875	46.576	129	22.974	216	22.325	176
2	1:47.689	49.007	122	29.253	129	29.429	125	<b>11</b>	<b>1:29.596</b>	<b>45.230</b>	129	22.750	215	21.616	172
3	2:21.327	1:02.259	80	35.514	77	43.554		12	1:29.999	45.329	129	<b>22.737</b>	215	21.933	174
4	2:36.924	1:31.506	129	26.641	64	38.777	159	13	1:34.176	46.129	125	23.856	198	24.191	174
5	2:06.700	51.383	122	37.160	80	38.157	158	14	2:06.927	52.897	82	39.349	96	34.681	151
6	1:58.654	56.870	91	35.135	131	26.649	113	15	2:10.620	1:06.897	87	35.987	66	27.736	175
7	2:00.990	57.935	121	39.805	95	23.250	175	16	1:30.173	45.567	129	22.997	216	21.609	<b>177</b>
8	1:31.563	46.289	<b>130</b>	23.039	<b>220</b>	22.235	175	17	1:30.258	45.847	129	22.834	216	<b>21.577</b>	176
9	1:30.857	45.606	126	23.047	218	22.204	175								

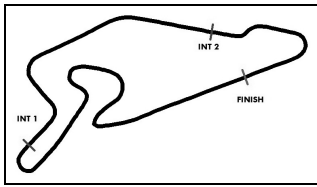
<b>38</b>	Luca Engstler, DEU ,							<b>theoretical besttime: 1:30.705</b>							
1	1:42.406	53.850	<b>130</b>	23.904	210	24.652	173	10	1:33.479	46.289	124	23.087	215	24.103	173
2	1:51.082	51.914	126	30.154	112	29.014	150	11	1:32.161	47.045	122	23.230	215	<b>21.886</b>	176
3	2:24.727	1:02.825	52	35.919	95	45.983	137	<b>12</b>	<b>1:30.823</b>	45.993	128	<b>22.832</b>	215	21.998	174
4	2:14.032	1:00.222	59	37.986	82	35.824	168	13	1:32.532	<b>45.987</b>	126	22.835	217	23.710	173
5	2:07.943	54.505	123	37.295	73	36.143	84	14	2:07.271	52.906	87	38.981	86	35.384	128
6	2:02.033	59.994	62	35.024	161	27.015	112	15	2:08.798	1:05.905	90	35.399	64	27.494	176
7	2:03.100	57.735	100	41.523	93	23.842	<b>177</b>	16	1:31.618	46.549	128	23.088	218	21.981	175
8	1:33.167	47.554	129	23.282	<b>218</b>	22.331	175	17	1:31.153	46.206	128	23.006	214	21.941	174
9	1:31.896	46.499	123	23.062	215	22.335	171								

<b>41</b>	Nico Rindlisbacher, CHE ,							<b>theoretical besttime: 1:29.451</b>							
1	1:39.276	51.596	123	23.717	214	23.963	174	10	1:31.323	46.081	129	<b>22.679</b>	219	22.563	173
2	1:51.346	53.226	125	29.722	148	28.398	172	<b>11</b>	<b>1:29.766</b>	45.646	129	22.687	215	<b>21.433</b>	175
3	2:24.619	1:03.021	54	36.003	97	45.595	121	12	1:30.142	<b>45.339</b>	130	22.758	214	22.045	174
4	2:13.309	1:01.118	62	37.019	103	35.172	121	13	1:33.898	46.708	128	23.300	199	23.890	177
5	2:07.835	55.389	97	36.069	127	36.377	122	14	2:08.191	54.859	93	37.587	118	35.745	137
6	2:02.778	1:01.297	70	33.100	168	28.381	118	15	2:12.533	1:08.439	90	36.725	74	27.369	176
7	2:05.024	58.328	119	42.856	75	23.840	177	16	1:30.677	46.010	131	23.072	213	21.595	174
8	1:30.704	46.070	128	22.848	<b>220</b>	21.786	177	17	1:29.846	45.553	<b>131</b>	22.707	214	21.586	177
9	1:30.372	46.101	130	22.716	217	21.555	<b>177</b>								

<b>46</b>	Mauro Auricchio, BRA ,							<b>theoretical besttime: 1:29.937</b>							
1	1:42.936	53.276	128	24.424	217	25.236	176	10	1:32.053	46.143	129	22.877	<b>221</b>	23.033	174
2	1:52.204	53.029	128	29.761	119	29.414	159	11	1:30.805	46.281	129	<b>22.829</b>	217	21.695	174
3	2:25.846	1:02.909	56	37.060	69	45.877	174	12	1:30.352	45.599	130	22.883	216	21.870	175
4	2:13.609	58.943	61	39.087	73	35.579	174	13	1:34.281	46.725	125	23.139	213	24.417	167
5	2:06.804	53.384	117	38.336	68	35.084	84	14	2:06.729	52.702	86	38.815	88	35.212	138
6	2:02.998	1:00.364	73	35.463	151	27.171	87	15	2:09.673	1:06.319	88	35.761	65	27.593	174
7	2:01.592	56.919	116	41.042	104	23.631	<b>178</b>	16	1:31.119	46.372	129	23.026	215	21.721	175
8	1:33.050	47.270	126	23.055	217	22.725	175	<b>17</b>	<b>1:29.970</b>	<b>45.479</b>	<b>130</b>	22.862	216	<b>21.629</b>	176
9	1:31.759	46.531	127	23.012	218	22.216	176								

<b>55</b>	Marylin Niederhauser, CHE ,							<b>theoretical besttime: 1:31.302</b>							
1	1:47.679	56.511	129	23.388	215	27.780	172	10	1:32.071	46.376	<b>129</b>	23.119	216	22.576	175
2	1:52.543	52.456	116	28.638	139	31.449	163	11	1:32.615	47.383	128	23.108	<b>218</b>	<b>22.124</b>	175
3	2:28.744	1:01.153	62	41.184	31	46.407	168	12	1:33.311	46.784	126	23.140	217	23.387	175
4	2:11.388	54.675	79	39.380	63	37.333	160	13	1:33.776	46.885	128	23.480	214	23.411	173
5	2:06.516	52.273	120	37.827	71	36.416	171	14	2:04.559	49.857	92	39.568	80	35.134	131
6	2:00.048	58.106	97	35.254	130	26.688	87	15	2:07.987	1:05.381	92	35.312	64	27.294	172
7	2:01.339	57.576	124	39.629	114	24.134	172	16	1:32.612	46.954	126	23.284	215	22.374	176
8	1:33.066	47.298	127	23.361	215	22.407	175	17	1:32.694	46.571	129	23.204	217	22.919	175
9	<b>1:31.332</b>	<b>46.147</b>	128	<b>23.031</b>	217	22.154	<b>176</b>								





# ADAC Formel 4

## Lap Analysis Race 2

Provisional



Nürburgring, Length: 3629 m

Air temperature: 19.7°C

Track temperature: 25.2°C

Weather condition: Dry

**DMSB** Reg. Nr.: 213/2015

Saturday 15.8.2015 16:45

Lap	Time	SE1	SP1	SE2	SP2	SE3	SP3	Lap	Time	SE1	SP1	SE2	SP2	SE3	SP3
<b>62</b>	Giuliano Raucci, BRA ,							<b>theoretical besttime: 1:29.589</b>							
1	1:36.923	50.427	129	23.337	215	23.159	176	9	1:30.939	46.181	132	22.743	216	22.015	175
2	1:47.674	49.457	122	29.192	148	29.025	136	10	1:29.817	45.686	<b>132</b>	22.685	216	<b>21.446</b>	177
3	2:22.931	1:02.879	71	35.079	81	44.973	123	<b>11</b>	<b>1:29.754</b>	<b>45.522</b>	129	<b>22.621</b>	218	21.611	177
4	2:14.525	1:02.322	72	31.502	122	40.701	114	12	1:32.673	46.693	130	22.929	219	23.051	176
5	2:06.945	56.160	86	32.926	141	37.859	132	13	1:33.001	45.813	118	23.974	208	23.214	176
6	2:03.615	1:02.513	76	32.892	135	28.210	144	14	2:07.950	55.704	93	36.772	97	35.474	161
7	2:08.544	59.414	81	44.577	66	24.553	174	15	2:14.073	1:09.401	103	37.429	77	27.243	<b>178</b>
8	1:30.507	45.745	131	22.676	<b>220</b>	22.086	175								

<b>69</b>	Lando Norris, GBR ,							<b>theoretical besttime: 1:28.498</b>							
1	1:34.702	48.884	124	23.759	218	22.059	178	10	1:29.376	45.574	131	22.597	218	21.205	177
2	1:45.693	47.214	110	29.324	137	29.155	153	<b>11</b>	<b>1:28.716</b>	44.914	131	22.639	218	<b>21.163</b>	179
3	2:21.229	1:02.386	81	35.583	102	43.260	145	12	1:28.808	45.036	132	<b>22.504</b>	220	21.268	178
4	2:15.395	1:03.636	80	31.874	91	39.885	143	13	1:33.954	<b>44.831</b>	133	23.376	187	25.747	158
5	2:07.546	57.905	82	32.270	86	37.371	150	14	2:11.788	59.548	93	36.049	100	36.191	128
6	2:03.938	1:03.035	103	32.605	157	28.298	132	15	2:16.451	1:09.923	110	39.074	78	27.454	176
7	2:10.451	1:00.118	93	45.563	60	24.770	176	16	1:29.113	45.198	<b>133</b>	22.618	220	21.297	<b>180</b>
8	1:30.038	45.631	122	22.898	219	21.509	177	17	1:29.245	45.124	131	22.705	217	21.416	178
9	1:29.245	45.176	130	22.598	<b>221</b>	21.471	179								

<b>77</b>	Job Van Uitert, NLD ,							<b>theoretical besttime: 1:29.745</b>							
1	1:38.637	51.333	128	23.537	220	23.767	176	10	1:30.643	46.062	131	<b>22.766</b>	<b>222</b>	21.815	176
2	1:49.471	50.967	127	30.011	132	28.493	147	<b>11</b>	<b>1:29.880</b>	<b>45.478</b>	126	22.901	221	<b>21.501</b>	177
3	2:24.199	1:02.759	62	35.686	105	45.754	112	12	1:31.223	45.680	132	22.806	222	22.737	175
4	2:13.520	1:01.353	74	34.532	97	37.635	100	13	1:33.168	46.455	128	23.216	215	23.497	176
5	2:07.542	55.966	101	34.538	117	37.038	140	14	2:07.684	55.191	88	37.552	107	34.941	152
6	2:03.178	1:01.443	81	33.602	151	28.133	123	15	2:13.765	1:09.310	104	37.233	75	27.222	177
7	2:06.478	58.764	100	43.305	77	24.409	176	16	1:30.448	45.714	<b>132</b>	22.786	217	21.948	176
8	1:30.543	46.134	130	22.838	219	21.571	<b>177</b>	17	1:30.432	45.516	132	22.917	216	21.999	174
9	1:30.323	45.750	126	22.823	221	21.750	175								

<b>99</b>	Ralf Aron, EST ,							<b>theoretical besttime: 1:28.829</b>							
1	1:33.042	48.676	128	22.902	218	21.464	177	10	1:28.947	45.121	132	22.522	218	21.304	177
2	1:44.821	46.885	128	28.486	150	29.450	154	11	1:29.385	45.238	121	22.889	217	<b>21.258</b>	<b>179</b>
3	2:22.183	1:02.578	79	36.060	87	43.545	123	<b>12</b>	<b>1:28.895</b>	45.074	<b>133</b>	22.538	218	21.283	177
4	2:12.692	1:02.225	108	32.935	93	37.532	161	13	1:33.973	<b>45.073</b>	131	23.320	167	25.580	166
5	2:09.781	1:00.067	95	32.809	96	36.905	142	14	2:11.821	59.833	93	35.936	92	36.052	143
6	2:04.249	1:03.294	81	32.388	160	28.567	142	15	2:16.767	1:10.020	95	39.325	82	27.422	179
7	2:11.060	59.939	104	46.348	66	24.773	177	16	1:29.225	45.313	130	22.545	<b>221</b>	21.367	<b>179</b>
8	1:29.725	45.639	129	22.658	220	21.428	177	17	1:31.102	46.976	130	22.690	218	21.436	175
9	1:29.087	45.262	132	<b>22.498</b>	218	21.327	178								