

# ADAC Formel 4

## Result List Qualifying G2



Provisional

**DMSB** Reg. Nr.: 213/2015

Amended  
14.8.2015 - 19:58



Nürburgring, Length: 3629 m  
Air temperature: 22.0°C  
Track temperature: 24.3°C  
Weather condition: Dry

Friday 14.8.2015 17:40

started : 18      classified : 17      not classified : 1

#	Competitor	Sponsor	Lap	Best Time	Gap	Diff	Kph	Day Time
Cl.	Drivers	Car						
1	28 HTP Juniorteam J.Esmeijer(NLD)	ADAC Formel 4 powered by Abarth	11	1:27.587			149,2	17:58:39
2	5 ADAC Berlin-Brandenburg e.V. R D.Beckmann(DEU)	ADAC Formel 4 powered by Abarth	12	1:27.838	0.251	0.251	148,7	17:59:26
3	99 Prema Powerteam R.Aron(EST)	ADAC Formel 4 powered by Abarth	11	1:28.046	0.459	0.208	148,4	17:59:32
4	7 Motopark J.Eriksson(SWE)	ADAC Formel 4 powered by Abarth	11	1:28.152	0.565	0.106	148,2	17:59:23
5	25 Van Amersfoort Racing R M.Schumacher(DEU)	ADAC Formel 4 powered by Abarth	13	1:28.196	0.609	0.044	148,1	17:59:59
6	2 Neuhauser Racing T.Zimmermann(DEU)	ADAC Formel 4 powered by Abarth	5	1:28.229	0.642	0.033	148,1	17:50:08
7	36 Van Amersfoort Racing J.Mawson(AUS)	ADAC Formel 4 powered by Abarth	10	1:28.292	0.705	0.063	148,0	17:56:39
8	62 Prema Powerteam R G.Raucci(BRA)	ADAC Formel 4 powered by Abarth	5	1:28.375	0.788	0.083	147,8	17:48:59
9	9 Motopark R J.Cecotto(VEN)	ADAC Formel 4 powered by Abarth	6	1:28.448	0.861	0.073	147,7	17:49:45
10	10 Motopark M.Waldherr(DEU)	ADAC Formel 4 powered by Abarth	11	1:28.537	0.950	0.089	147,6	17:57:33
11	1 Neuhauser Racing K.Schramm(DEU)	ADAC Formel 4 powered by Abarth	12	1:28.541	0.954	0.004	147,6	18:00:49
12	33 RS-Competition J.Jonck(DNK)	ADAC Formel 4 powered by Abarth	7	1:28.549	0.962	0.008	147,5	17:51:28
13	30 Team Scheider J.Kremer(DEU)	ADAC Formel 4 powered by Abarth	5	1:28.837	1.250	0.288	147,1	17:48:46
14	14 Jenzer Motorsport GmbH M.Müller-Crepon(DEU)	ADAC Formel 4 powered by Abarth	7	1:28.997	1.410	0.160	146,8	17:51:42
15	44 RS-Competition R G.Rupp(DEU)	ADAC Formel 4 powered by Abarth	7	1:29.113	1.526	0.116	146,6	17:51:20
16	35 HTP Juniorteam R C.Schreiner(DEU)	ADAC Formel 4 powered by Abarth	8	1:29.836	2.249	0.723	145,4	17:53:24
17	55 Race Performance R M.Niederhauser(CHE)	ADAC Formel 4 powered by Abarth	13	1:30.933	3.346	1.097	143,7	18:00:42
<b>not classified</b>								
34	Toni Wolf R T.Wolf(DEU)	ADAC Formel 4 powered by Abarth	0					

Qualifying Time: 1:36.345      Percent: 110%

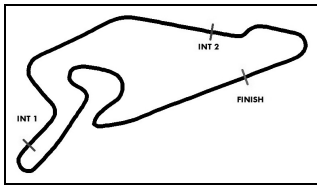
Following stewards decision no. 32 cancellation of all lap times for car no. 34

**Subject to final scrutineering!**

Publications Time:

Clerk of the course:

Time Keeping:



# ADAC Formel 4

## Result List Qualifying 2nd best G2



Provisional

**DMSB** Reg. Nr.: 213/2015

Amended  
14.8.2015 - 20:00



Nürburgring, Length: 3629 m  
Air temperature: 22.0°C  
Track temperature: 24.3°C  
Weather condition: Dry

Friday 14.8.2015 17:40

started : 18      classified : 17      not classified : 1

	Drivers	Competitor	Car	Lap	Best Time	Gap	Diff	Kph	Day Time
1	28 J.Esmeijer	HTP Juniorteam	ADAC Formel 4 powered by Aba	12	<b>1:27.649</b>			149,1	18:00:06
2	5 D.Beckmann	ADAC Berlin-Brandenburg e.V.	ADAC Formel 4 powered by Aba	13	<b>1:27.980</b>	0.331	0.331	148,5	18:00:54
3	99 R.Aron	Prema Powerteam	ADAC Formel 4 powered by Aba	9	<b>1:28.078</b>	0.098	0.429	148,3	17:56:36
4	25 M.Schumacher	Van Amersfoort Racing	ADAC Formel 4 powered by Aba	10	<b>1:28.260</b>	0.182	0.611	148,0	17:55:34
5	7 J.Eriksson	Motopark	ADAC Formel 4 powered by Aba	10	<b>1:28.282</b>	0.022	0.633	148,0	17:57:55
6	36 J.Mawson	Van Amersfoort Racing	ADAC Formel 4 powered by Aba	11	<b>1:28.363</b>	0.081	0.714	147,8	17:58:07
7	2 T.Zimmermann	Neuhauser Racing	ADAC Formel 4 powered by Aba	10	<b>1:28.405</b>	0.042	0.756	147,8	17:57:43
8	62 G.Raucci	Prema Powerteam	ADAC Formel 4 powered by Aba	7	<b>1:28.479</b>	0.074	0.830	147,7	17:51:56
9	10 M.Waldherr	Motopark	ADAC Formel 4 powered by Aba	7	<b>1:28.561</b>	0.082	0.912	147,5	17:51:17
10	1 K.Schramm	Neuhauser Racing	ADAC Formel 4 powered by Aba	9	<b>1:28.599</b>	0.038	0.950	147,5	17:56:21
11	33 J.Jonck	RS-Competition	ADAC Formel 4 powered by Aba	10	<b>1:28.725</b>	0.126	1.076	147,2	17:55:55
12	9 J.Cecotto	Motopark	ADAC Formel 4 powered by Aba	5	<b>1:28.767</b>	0.042	1.118	147,2	17:48:16
13	30 J.Kremer	Team Scheider	ADAC Formel 4 powered by Aba	6	<b>1:29.023</b>	0.256	1.374	146,8	17:50:15
14	44 G.Rupp	RS-Competition	ADAC Formel 4 powered by Aba	6	<b>1:29.157</b>	0.134	1.508	146,5	17:49:50
15	14 M.Müller-Crepon	Jenzer Motorsport GmbH	ADAC Formel 4 powered by Aba	9	<b>1:29.157</b>		1.508	146,5	17:54:41
16	35 C.Schreiner	HTP Juniorteam	ADAC Formel 4 powered by Aba	7	<b>1:30.055</b>	0.898	2.406	145,1	17:51:54
17	55 M.Niederhauser	Race Performance	ADAC Formel 4 powered by Aba	12	<b>1:31.004</b>	0.949	3.355	143,6	17:59:11
<b>not classified</b>									
	34 T.Wolf	Toni Wolf	ADAC Formel 4 powered by Aba						

Qualifying Time: 1:36.413      Percent: 110%

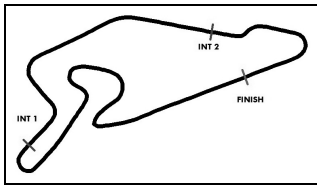
Following stewards decision no. 32 cancellation of all lap times for car no. 34

**Subject to final scrutineering!**

Publications Time:

Clerk of the course:

Time Keeping:



# ADAC Formel 4

## Lap Analysis Qualifying G2



Provisional

**DMSB** Reg. Nr.: 213/2015

Amended  
14.8.2015 - 19:54



Nürburgring, Length: 3629 m  
Air temperature: 22.0°C  
Track temperature: 24.3°C  
Weather condition: Dry

Friday 14.8.2015 17:40

Lap	Time	SE1	SP1	SE2	SP2	SE3	SP3	Lap	Time	SE1	SP1	SE2	SP2	SE3	SP3
<b>1</b>	Kim Luis Schramm, DEU ,							<b>theoretical besttime: 1:28.499</b>							
1	4:04.525	3:08.381	97	30.293	154	25.851	149	8	1:37.604	49.405	118	26.702	205	21.497	<b>177</b>
2	1:37.680	50.240	129	24.771	188	22.669	164	9	1:28.599	44.853	130	22.449	<b>216</b>	21.297	176
3	1:37.816	52.227	109	23.761	213	21.828	173	10	1:30.954	44.847	123	24.627	199	21.480	176
4	1:29.084	45.045	132	22.621	214	21.418	176	11	1:28.670	44.903	130	22.549	215	<b>21.218</b>	176
5	1:28.786	<b>44.843</b>	129	22.606	214	21.337	174	<b>12</b>	<b>1:28.541</b>	44.853	<b>132</b>	<b>22.438</b>	216	21.250	176
6	1:28.810	45.008	130	22.559	215	21.243	176	13	1:44.050	46.010	128	22.621	216	35.419	
7	1:28.873	45.004	130	22.456	215	21.413	177								

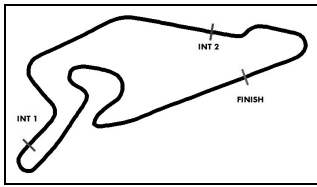
<b>2</b>	Tim Zimmermann, DEU ,							<b>theoretical besttime: 1:28.166</b>							
1	4:02.882	3:06.943	87	30.618	129	25.321	168	7	1:28.461	44.608	<b>132</b>	22.473	215	21.380	177
2	1:36.975	50.417	102	24.199	189	22.359	174	8	1:28.681	44.814	130	22.479	216	21.388	177
3	1:31.799	45.823	130	24.139	180	21.837	177	9	1:36.892	52.956	131	22.523	214	21.413	176
4	1:28.710	44.871	129	22.516	213	21.323	177	10	1:28.405	44.788	130	<b>22.361</b>	215	21.256	177
5	<b>1:28.229</b>	<b>44.574</b>	129	22.408	214	21.247	177	11	1:28.415	44.814	130	22.370	216	<b>21.231</b>	<b>177</b>
6	1:32.571	44.643	131	26.134	178	21.794	177	12	1:43.340	45.804	129	22.684	<b>217</b>	34.852	

<b>5</b>	David Beckmann, DEU ,							<b>theoretical besttime: 1:27.659</b>							
1	2:30.649	1:42.557	123	24.765	186	23.327	158	8	1:37.887	44.385	<b>135</b>	26.385	115	27.117	178
2	1:35.671	48.890	131	23.449	202	23.332	161	9	1:47.137	57.735	113	27.415	185	21.987	178
3	1:32.081	47.083	132	22.814	209	22.184	173	10	1:28.014	44.413	133	<b>22.254</b>	<b>218</b>	21.347	<b>179</b>
4	1:31.111	45.355	130	22.882	213	22.874	177	11	1:29.058	44.312	134	22.276	216	22.470	178
5	1:28.011	44.392	134	22.367	216	21.252	178	<b>12</b>	<b>1:27.838</b>	<b>44.211</b>	134	22.401	215	21.226	178
6	1:28.000	44.395	134	22.350	216	21.255	179	13	1:27.980	44.375	131	22.411	217	<b>21.194</b>	178
7	1:30.940	44.414	133	23.871	193	22.655	179	14	2:03.984	59.788	108	28.376	155	35.820	

<b>7</b>	Joel Eriksson, SWE ,							<b>theoretical besttime: 1:28.043</b>							
1	1:52.476	1:03.640	125	25.760	160	23.076	172	8	1:40.077	49.118	115	28.523	181	22.436	<b>178</b>
2	1:36.564	49.358	131	24.648	157	22.558	175	9	1:28.722	44.692	132	22.764	210	21.266	177
3	1:29.065	45.103	133	22.606	208	21.356	177	10	1:28.282	44.727	132	<b>22.290</b>	216	21.265	176
4	1:28.515	44.939	132	22.353	216	21.223	177	<b>11</b>	<b>1:28.152</b>	<b>44.569</b>	132	22.399	216	<b>21.184</b>	177
5	1:28.462	44.823	131	22.388	<b>217</b>	21.251	176	12	1:28.447	44.749	<b>133</b>	22.428	217	21.270	177
6	1:34.629	44.677	132	22.453	215	27.499		13	1:51.969	50.883	126	25.145	168	35.941	
7	3:49.019	3:02.723	125	24.249	200	22.047	167								

<b>9</b>	Jonathan Cecotto, VEN ,							<b>theoretical besttime: 1:28.448</b>							
1	2:08.476	1:15.978	124	27.972	153	24.526	160	8	1:29.579	45.272	<b>133</b>	22.579	215	21.728	<b>178</b>
2	1:39.311	51.384	129	24.768	203	23.159	166	9	1:29.198	45.121	132	22.516	216	21.561	177
3	1:31.235	47.050	131	22.683	214	21.502	176	10	1:28.971	45.065	133	22.388	<b>216</b>	21.518	177
4	1:28.961	45.020	132	22.528	214	21.413	176	11	1:29.028	45.166	130	22.548	215	21.314	177
5	1:28.767	45.032	133	22.386	214	21.349	178	12	1:29.797	45.001	130	22.537	216	22.259	177
6	<b>1:28.448</b>	<b>44.837</b>	132	<b>22.326</b>	214	<b>21.285</b>	176	13	1:50.804	45.278	131	24.863	210	40.663	
7	1:45.615	46.402	127	29.771	129	29.442	175								

<b>10</b>	Michael Waldherr, DEU ,							<b>theoretical besttime: 1:28.381</b>							
1	2:06.750	1:13.968	117	27.607	155	25.175	159	8	1:42.026	52.677	94	27.510	199	21.839	178
2	1:44.337	54.056	123	26.360	153	23.921	173	9	1:35.963	47.837	102	26.261	176	21.865	176
3	1:31.073	45.920	128	23.471	217	21.682	177	10	1:28.965	44.845	132	<b>22.348</b>	217	21.772	<b>178</b>
4	1:29.032	45.068	131	22.545	214	21.419	177	<b>11</b>	<b>1:28.537</b>	<b>44.764</b>	131	22.352	218	21.421	178
5	1:29.055	45.294	<b>132</b>	22.398	216	21.363	177	12	1:35.377	46.456	114	26.304	186	22.617	177
6	1:28.755	45.107	<b>132</b>	22.373	217	21.275	177	13	1:28.782	44.897	130	22.492	<b>219</b>	21.393	173
7	1:28.561	44.909	131	22.383	218	<b>21.269</b>	175	14	1:45.635	49.082	127	23.345	216	33.208	



# ADAC Formel 4

## Lap Analysis Qualifying G2



Provisional

**DMSB** Reg. Nr.: 213/2015

Amended  
14.8.2015 - 19:54



Nürburgring, Length: 3629 m  
Air temperature: 22.0°C  
Track temperature: 24.3°C  
Weather condition: Dry

Friday 14.8.2015 17:40

Lap	Time	SE1	SP1	SE2	SP2	SE3	SP3	Lap	Time	SE1	SP1	SE2	SP2	SE3	SP3
<b>14</b>	Moritz Müller-Crepon, DEU ,							<b>theoretical besttime: 1:28.975</b>							
1	2:28.452	1:33.029	109	27.890	153	27.533	148	8	1:29.774	45.092	130	22.668	212	22.014	175
2	1:43.736	53.121	125	25.310	191	25.305	171	9	1:29.157	<b>44.998</b>	130	22.665	212	21.494	175
3	1:31.844	46.943	128	23.065	212	21.836	176	10	1:34.928	50.700	130	22.738	212	21.490	176
4	1:30.513	46.038	129	22.824	211	21.651	175	11	1:29.162	45.051	129	22.600	212	21.511	<b>176</b>
5	1:29.473	45.125	128	22.784	213	21.564	175	12	1:29.356	45.024	129	22.728	212	21.604	175
6	1:29.390	45.134	129	22.733	211	21.523	174	13	1:29.177	45.036	130	22.752	<b>213</b>	<b>21.389</b>	175
7	<b>1:28.997</b>	45.015	<b>130</b>	<b>22.588</b>	213	21.394	176	14	1:47.923	46.971	123	23.224	205	37.728	

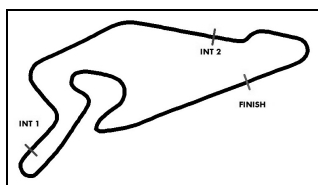
<b>25</b>	Mick Schumacher, DEU ,							<b>theoretical besttime: 1:28.043</b>							
1	1:57.807	1:04.894	118	28.814	189	24.099	166	9	1:28.434	44.721	132	22.392	214	21.321	175
2	1:40.232	50.797	122	25.188	203	24.247	165	10	1:28.260	44.608	129	22.438	214	21.214	176
3	1:34.516	47.899	127	23.942	206	22.675	170	11	1:28.490	44.674	132	22.517	213	21.299	176
4	1:31.037	46.257	130	22.925	206	21.855	174	12	1:28.282	44.717	<b>133</b>	<b>22.386</b>	<b>215</b>	<b>21.179</b>	176
5	1:28.947	44.990	131	22.563	213	21.394	175	<b>13</b>	<b>1:28.196</b>	<b>44.478</b>	131	22.437	215	21.281	176
6	1:28.531	44.687	132	22.506	213	21.338	175	14	1:28.758	44.830	132	22.529	214	21.399	176
7	1:28.444	44.701	132	22.514	214	21.229	<b>176</b>	15	1:56.103	51.823	123	26.794	149	37.486	
8	1:28.319	44.559	132	22.453	214	21.307	176								

<b>28</b>	Janneau Esmeijer, NLD ,							<b>theoretical besttime: 1:27.493</b>							
1	2:07.422	1:15.039	118	27.151	157	25.232	161	8	1:33.171	44.479	131	23.091	216	25.601	
2	1:39.964	51.708	123	24.773	190	23.483	172	9	2:38.303	1:53.935	131	22.675	200	21.693	177
3	1:38.879	48.667	121	27.242	148	22.970	177	10	1:27.786	44.333	132	22.284	216	21.169	178
4	1:41.197	50.406	112	27.532	207	23.259	177	<b>11</b>	<b>1:27.587</b>	44.123	132	22.301	217	<b>21.163</b>	177
5	1:28.941	45.095	131	22.551	215	21.295	177	12	1:27.649	<b>44.100</b>	131	<b>22.230</b>	217	21.319	178
6	1:28.028	44.497	132	22.350	216	21.181	<b>178</b>	13	1:50.365	48.077	113	25.977	182	36.311	
7	1:28.058	44.408	<b>132</b>	22.286	<b>218</b>	21.364	178								

<b>30</b>	Jason Kremer, DEU ,							<b>theoretical besttime: 1:28.779</b>							
1	2:38.662	1:51.538	124	24.123	203	23.001	170	7	1:34.977	45.771	108	25.976	179	23.230	174
2	1:32.112	47.223	127	23.209	211	21.680	173	8	1:31.377	46.873	124	22.957	214	21.547	176
3	1:32.089	46.543	128	23.396	199	22.150	169	9	1:29.227	45.123	128	22.635	<b>216</b>	21.469	175
4	1:34.424	50.295	128	22.720	213	21.409	176	10	1:29.216	45.200	129	<b>22.536</b>	215	21.480	176
5	<b>1:28.837</b>	<b>44.911</b>	130	22.594	213	<b>21.332</b>	<b>176</b>	11	1:29.141	45.058	130	22.611	212	21.472	175
6	1:29.023	45.053	130	22.584	214	21.386	175	12	1:39.821	45.083	<b>130</b>	23.102	191	31.636	

<b>33</b>	Jan Jonck, DNK ,							<b>theoretical besttime: 1:28.482</b>							
1	2:15.691	1:22.272	102	29.537	158	23.882	170	8	1:29.577	44.947	132	22.805	212	21.825	176
2	1:40.289	49.285	122	26.594	183	24.410	175	9	1:28.826	44.915	131	22.469	214	21.442	176
3	1:30.723	45.835	131	22.710	214	22.178	177	10	1:28.725	44.942	132	22.456	214	21.327	177
4	1:35.070	50.486	131	23.070	212	21.514	176	11	1:29.581	<b>44.888</b>	131	22.512	213	22.181	<b>178</b>
5	1:29.040	45.140	132	22.492	214	21.408	176	12	1:29.033	45.034	132	22.443	215	21.556	173
6	1:29.433	45.045	131	22.562	<b>216</b>	21.826	176	13	1:29.383	45.160	<b>133</b>	<b>22.429</b>	214	21.794	176
7	<b>1:28.549</b>	44.940	132	22.444	215	<b>21.165</b>	177	14	1:49.353	48.875	112	26.780	171	33.698	

<b>34</b>	Toni Wolf, DEU ,							<b>theoretical besttime:</b>							
	2:19.247	1:26.390	111	28.141	150	24.716	156		1:29.788	45.595	129	22.691	215	21.502	<b>178</b>
	1:39.867	50.020	124	26.096	157	23.751	177		1:28.864	44.986	130	22.398	217	21.480	178
	1:29.903	45.383	131	22.741	215	21.779	177		1:28.881	45.115	131	<b>22.324</b>	217	21.442	178
	1:29.169	45.178	130	22.482	216	21.509	178		1:28.682	44.883	131	22.378	217	21.421	178
	1:29.247	44.930	131	22.678	<b>220</b>	21.639	178		1:28.900	44.895	129	22.461	217	21.544	178
	1:28.642	44.865	<b>131</b>	22.377	216	21.400	178		1:28.614	<b>44.814</b>	130	22.356	217	21.444	178
	1:28.605	44.835	130	22.377	217	21.393	178		1:48.936	53.011	108	24.685	201	31.240	-



# ADAC Formel 4

## Lap Analysis Qualifying G2



Provisional

**DMSB** Reg. Nr.: 213/2015

Amended  
14.8.2015 - 19:54



Nürburgring, Length: 3629 m

Air temperature: 22.0°C

Track temperature: 24.3°C

Weather condition: Dry

Friday 14.8.2015 17:40

Lap	Time	SE1	SP1	SE2	SP2	SE3	SP3	Lap	Time	SE1	SP1	SE2	SP2	SE3	SP3
<b>35</b>	Carrie Schreiner, DEU ,							<b>theoretical besttime: 1:29.779</b>							
1	2:39.114	1:43.420	112	28.904	146	26.790	146	<b>8</b>	<b>1:29.836</b>	<b>45.257</b>	129	22.898	211	<b>21.681</b>	173
2	1:41.438	52.720	125	25.733	185	22.985	172	9	1:33.659	45.908	127	24.008	208	23.743	174
3	1:32.020	46.484	128	23.311	206	22.225	173	10	1:31.107	46.406	129	22.843	<b>212</b>	21.858	<b>174</b>
4	1:30.922	45.831	130	22.999	208	22.092	173	11	1:30.832	45.829	<b>131</b>	23.025	211	21.978	174
5	1:30.226	45.396	130	<b>22.841</b>	210	21.989	173	12	1:30.135	45.544	130	22.896	210	21.695	174
6	1:30.788	45.295	127	23.013	209	22.480	173	13	1:30.866	45.681	130	23.020	210	22.165	172
7	1:30.055	45.384	130	22.886	212	21.785	173	14	2:11.771	58.374	99	31.602	128	41.795	

<b>36</b>	Joey Mawson, AUS ,							<b>theoretical besttime: 1:28.108</b>							
1	3:03.583	2:12.283	121	27.309	189	23.991	171	8	1:40.391	50.098	117	27.693	175	22.600	176
2	1:33.378	47.144	128	23.290	203	22.944	174	9	1:28.438	44.645	130	22.482	216	21.311	177
3	1:30.027	45.806	130	22.635	213	21.586	177	<b>10</b>	<b>1:28.292</b>	44.631	131	<b>22.362</b>	<b>216</b>	21.299	177
4	1:28.701	44.908	<b>132</b>	22.499	214	<b>21.294</b>	176	11	1:28.363	44.613	131	22.446	216	21.304	176
5	1:29.335	44.646	131	22.958	212	21.731	176	12	1:28.731	44.549	131	22.699	214	21.483	177
6	1:28.589	44.796	131	22.434	214	21.359	<b>177</b>	13	1:39.852	44.864	130	22.523	216	32.465	
7	1:28.409	<b>44.452</b>	131	22.440	215	21.517	176								

<b>44</b>	Glenn Rupp, DEU ,							<b>theoretical besttime: 1:29.052</b>							
1	2:09.916	1:17.417	120	27.890	150	24.609	145	8	1:42.247	55.307	99	25.353	<b>214</b>	21.587	176
2	1:41.831	51.824	116	26.997	190	23.010	174	9	1:29.414	45.176	130	22.671	214	21.567	175
3	1:31.113	45.809	129	23.134	213	22.170	176	10	1:29.371	45.171	128	22.716	214	21.484	176
4	1:29.488	45.324	130	22.686	213	21.478	<b>176</b>	11	1:29.244	45.185	130	<b>22.568</b>	214	21.491	176
5	1:29.407	45.193	131	22.649	212	21.565	176	12	1:33.418	45.162	129	22.660	214	25.596	176
6	1:29.157	45.018	131	22.640	213	21.499	176	13	1:47.030	45.263	<b>133</b>	23.839	210	37.928	
7	<b>1:29.113</b>	<b>45.014</b>	130	22.629	213	<b>21.470</b>	175								

<b>55</b>	Marylin Niederhauser, CHE ,							<b>theoretical besttime: 1:30.896</b>							
1	2:07.916	1:15.412	119	27.261	158	25.243	165	8	1:31.886	46.222	<b>130</b>	23.263	212	22.401	174
2	1:40.490	51.730	122	24.866	199	23.894	174	9	1:32.494	46.226	129	23.849	208	22.419	173
3	1:35.496	47.955	125	24.093	212	23.448	175	10	1:31.869	46.671	129	23.040	212	22.158	172
4	1:32.235	46.598	129	23.322	210	22.315	175	11	1:31.241	45.952	130	23.119	212	22.170	173
5	1:32.130	46.396	128	23.189	211	22.545	174	12	1:31.004	45.952	129	22.977	<b>213</b>	<b>22.075</b>	175
6	1:32.761	46.822	128	23.227	211	22.712	175	<b>13</b>	<b>1:30.933</b>	<b>45.866</b>	128	<b>22.955</b>	212	22.112	174
7	1:31.862	46.267	128	23.264	212	22.331	<b>175</b>	14	1:47.332	47.393	129	23.471	213	36.468	

<b>62</b>	Giuliano Raucci, BRA ,							<b>theoretical besttime: 1:28.313</b>							
1	3:02.462	2:15.850	128	24.013	200	22.599	174	8	1:36.062	44.990	130	28.505	135	22.567	177
2	1:30.653	45.995	131	23.062	207	21.596	175	9	1:32.457	44.624	128	23.142	152	24.691	176
3	1:29.409	45.413	131	22.686	213	21.310	177	10	1:28.818	44.825	129	22.659	<b>214</b>	21.334	<b>177</b>
4	1:28.859	44.916	<b>132</b>	22.655	213	21.288	176	11	1:28.980	44.652	132	22.594	214	21.734	175
5	<b>1:28.375</b>	44.646	132	<b>22.484</b>	213	<b>21.245</b>	175	12	1:38.139	51.422	112	24.930	207	21.787	176
6	1:28.519	44.637	131	22.563	214	21.319	177	13	1:48.147	44.950	132	22.698	213	40.499	
7	1:28.479	<b>44.584</b>	130	22.636	214	21.259	176								

<b>99</b>	Ralf Aron, EST ,							<b>theoretical besttime: 1:27.939</b>							
1	2:59.626	2:12.707	126	24.660	206	22.259	174	7	3:08.885	2:22.694	127	24.184	207	22.007	164
2	1:30.457	46.031	131	22.924	209	21.502	178	8	1:29.694	45.469	132	22.783	208	21.442	178
3	1:28.668	44.748	132	22.616	211	21.304	<b>178</b>	9	1:28.078	44.541	133	22.367	217	<b>21.170</b>	178
4	1:28.195	44.486	132	22.470	217	21.239	178	10	1:28.094	44.512	131	22.371	216	21.211	177
5	1:28.288	44.593	132	22.411	217	21.284	<b>178</b>	<b>11</b>	<b>1:28.046</b>	<b>44.431</b>	131	<b>22.338</b>	216	21.277	177
6	1:34.585	44.603	133	22.383	<b>219</b>	27.599		12	1:41.999	44.547	<b>133</b>	22.503	215	34.949	