

# ADAC Formel 4

## Result List Qualifying G1



Provisional

**DMSB** Reg. Nr.: 213/2015

Amended  
14.8.2015 - 19:57



Nürburgring, Length: 3629 m  
Air temperature: 22.0°C  
Track temperature: 24.3°C  
Weather condition: Dry

Friday 14.8.2015 17:15

started : 18      classified : 17      not classified : 1

#	Competitor	Sponsor	Lap	Best Time	Gap	Diff	Kph	Day Time
Cl.	Drivers	Car						
1	27 HTP Juniorteam M.Dienst(DEU)	ADAC Formel 4 powered by Abarth	7	1:27.900			148,6	17:26:40
2	69 ADAC Berlin-Brandenburg e.V. R L.Norris(GBR)	ADAC Formel 4 powered by Abarth	10	1:27.954	0.054	0.054	148,5	17:31:08
3	4 ADAC Berlin-Brandenburg e.V. R.Shwartzman(RUS)	ADAC Formel 4 powered by Abarth	7	1:27.987	0.087	0.033	148,5	17:26:47
4	16 Jenzer Motorsport GmbH M.Böckmann(DEU)	ADAC Formel 4 powered by Abarth	7	1:28.537	0.637	0.550	147,6	17:25:53
5	6 ADAC Berlin-Brandenburg e.V. R M.Ortmann(DEU)	ADAC Formel 4 powered by Abarth	11	1:28.566	0.666	0.029	147,5	17:32:13
6	26 Van Amersfoort Racing H.Newey(GBR)	ADAC Formel 4 powered by Abarth	12	1:28.787	0.887	0.221	147,1	17:34:02
7	37 Van Amersfoort Racing R K.Laliberte(CDN)	ADAC Formel 4 powered by Abarth	10	1:28.839	0.939	0.052	147,1	17:30:15
8	3 ADAC Berlin-Brandenburg e.V. R B.Mazatis(DEU)	ADAC Formel 4 powered by Abarth	14	1:28.908	1.008	0.069	146,9	17:36:21
9	77 Provily Racing R J.Van Uiter(NLD)	ADAC Formel 4 powered by Abarth	9	1:28.909	1.009	0.001	146,9	17:28:58
10	8 Motopark R J.Fittje(DEU)	ADAC Formel 4 powered by Abarth	11	1:28.998	1.098	0.089	146,8	17:34:24
11	41 Jenzer Motorsport R N.Rindlisbacher(CHE)	ADAC Formel 4 powered by Abarth	9	1:29.025	1.125	0.027	146,7	17:29:26
12	13 Team piroports C.Piro(DEU)	ADAC Formel 4 powered by Abarth	5	1:29.182	1.282	0.157	146,5	17:23:44
13	46 Team Scheider M.Auricchio(BRA)	ADAC Formel 4 powered by Abarth	5	1:29.400	1.500	0.218	146,1	17:22:34
14	18 Race Performance G.Maggi(CHE)	ADAC Formel 4 powered by Abarth	4	1:29.487	1.587	0.087	146,0	17:21:35
15	38 Liqui Moly Team Engstler R L.Engstler(DEU)	ADAC Formel 4 powered by Abarth	10	1:29.639	1.739	0.152	145,7	17:31:05
16	24 Robin Brezina R R.Brezina(DEU)	ADAC Formel 4 powered by Abarth	3	1:30.085	2.185	0.446	145,0	17:20:19
17	21 Liqui Moly Team Engstler R M.Halder(DEU)	ADAC Formel 4 powered by Abarth	10	1:30.652	2.752	0.567	144,1	17:30:49
<b>not classified</b>								
20	SMG Swiss Motorsport Group N.Rogivue(CHE)	ADAC Formel 4 powered by Abarth	0					

Qualifying Time: 1:36.690      Percent: 110%

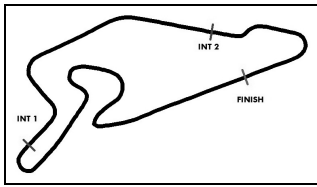
Following stewards decision no. 33 cancellation of all lap times for car no. 20

**Subject to final scrutineering!**

Publications Time:

Clerk of the course:

Time Keeping:



# ADAC Formel 4

## Result List Qualifying 2nd best G1



Provisional

**DMSB** Reg. Nr.: 213/2015

Amended  
14.8.2015 - 19:59



Nürburgring, Length: 3629 m  
Air temperature: 22.0°C  
Track temperature: 24.3°C  
Weather condition: Dry

Friday 14.8.2015 17:15

started : 18      classified : 17      not classified : 1

	Drivers	Competitor	Car	Lap	Best Time	Gap	Diff	Kph	Day Time
1	27 M.Dienst	HTP Juniorteam	ADAC Formel 4 powered by Aba	5	<b>1:27.918</b>			148,6	17:23:39
2	69 L.Norris	ADAC Berlin-Brandenburg e.V.	ADAC Formel 4 powered by Aba	13	<b>1:27.979</b>	0.061	0.061	148,5	17:35:34
3	4 R.Shwartzman	ADAC Berlin-Brandenburg e.V.	ADAC Formel 4 powered by Aba	9	<b>1:28.015</b>	0.036	0.097	148,4	17:29:48
4	16 M.Böckmann	Jenzer Motorsport GmbH	ADAC Formel 4 powered by Aba	6	<b>1:28.621</b>	0.606	0.703	147,4	17:24:24
5	6 M.Ortmann	ADAC Berlin-Brandenburg e.V.	ADAC Formel 4 powered by Aba	10	<b>1:28.763</b>	0.142	0.845	147,2	17:30:44
6	37 K.Laliberte	Van Amersfoort Racing	ADAC Formel 4 powered by Aba	11	<b>1:28.894</b>	0.131	0.976	147,0	17:31:44
7	26 H.Newey	Van Amersfoort Racing	ADAC Formel 4 powered by Aba	6	<b>1:28.902</b>	0.008	0.984	147,0	17:24:52
8	77 J.Van Uitert	Provily Racing	ADAC Formel 4 powered by Aba	14	<b>1:28.944</b>	0.042	1.026	146,9	17:36:24
9	3 B.Mazatis	ADAC Berlin-Brandenburg e.V.	ADAC Formel 4 powered by Aba	13	<b>1:28.971</b>	0.027	1.053	146,8	17:34:52
10	41 N.Rindlisbacher	Jenzer Motorsport	ADAC Formel 4 powered by Aba	8	<b>1:29.125</b>	0.154	1.207	146,6	17:27:57
11	8 J.Fittje	Motopark	ADAC Formel 4 powered by Aba	12	<b>1:29.132</b>	0.007	1.214	146,6	17:35:53
12	13 C.Piro	Team piroports	ADAC Formel 4 powered by Aba	8	<b>1:29.243</b>	0.111	1.325	146,4	17:28:13
13	46 M.Auricchio	Team Scheider	ADAC Formel 4 powered by Aba	9	<b>1:29.424</b>	0.181	1.506	146,1	17:28:40
14	18 G.Maggi	Race Performance	ADAC Formel 4 powered by Aba	10	<b>1:29.745</b>	0.321	1.827	145,6	17:32:20
15	38 L.Engstler	Liqui Moly Team Engstler	ADAC Formel 4 powered by Aba	4	<b>1:29.783</b>	0.038	1.865	145,5	17:21:30
16	24 R.Brezina	Robin Brezina	ADAC Formel 4 powered by Aba	10	<b>1:30.557</b>	0.774	2.639	144,3	17:32:33
17	21 M.Halder	Liqui Moly Team Engstler	ADAC Formel 4 powered by Aba	9	<b>1:30.662</b>	0.105	2.744	144,1	17:29:18
<b>not classified</b>									
	20 N.Rogivue	SMG Swiss Motorsport Group	ADAC Formel 4 powered by Aba						

Qualifying Time: 1:36.709      Percent: 110%

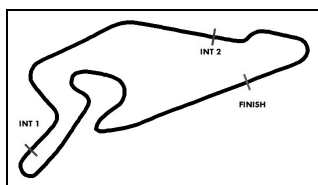
Following stewards decision no. 33 cancellation of all lap times for car no. 20

**Subject to final scrutineering!**

Publications Time:

Clerk of the course:

Time Keeping:



# ADAC Formel 4

## Lap Analysis Qualifying G1



Provisional

**DMSB** Reg. Nr.: 213/2015

Amended  
14.8.2015 - 19:56



Nürburgring, Length: 3629 m

Air temperature: 22.0°C

Track temperature: 24.3°C

Weather condition: Dry

Friday 14.8.2015 17:15

Lap	Time	SE1	SP1	SE2	SP2	SE3	SP3	Lap	Time	SE1	SP1	SE2	SP2	SE3	SP3
<b>3</b>	Benjamin Mazatis, DEU ,							<b>theoretical besttime: 1:28.684</b>							
1	1:55.578	1:08.081	123	24.308	209	23.189	172	9	1:29.202	45.192	131	22.652	214	21.358	177
2	1:31.184	46.431	131	22.986	214	21.767	174	10	1:29.316	45.157	129	22.697	215	21.462	174
3	1:30.343	45.443	130	22.720	213	22.180	176	11	1:29.066	45.125	131	22.622	213	21.319	175
4	1:29.530	45.286	131	22.668	214	21.576	176	12	1:29.156	45.037	132	<b>22.529</b>	214	21.590	176
5	1:30.256	45.763	132	22.911	214	21.582	175	13	1:28.971	<b>45.011</b>	130	22.559	214	21.401	176
6	1:30.488	46.086	130	22.725	212	21.677	174	<b>14</b>	<b>1:28.908</b>	45.051	131	22.713	211	<b>21.144</b>	<b>178</b>
7	1:29.715	45.542	128	22.745	214	21.428	178	15	1:41.042	46.185	127	22.828	<b>215</b>	32.029	
8	1:29.648	45.534	<b>132</b>	22.607	213	21.507	176								

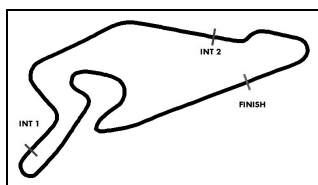
<b>4</b>	Robert Shwartzman, RUS ,							<b>theoretical besttime: 1:27.916</b>							
1	2:47.064	1:59.841	123	24.727	184	22.496	174	8	1:33.739	44.576	132	27.435	197	21.728	177
2	1:29.778	45.547	131	22.750	216	21.481	179	9	1:28.015	44.504	132	22.394	217	21.117	178
3	1:37.618	45.580	133	25.399	124	26.639	177	10	1:28.083	44.534	134	22.402	<b>218</b>	21.147	<b>179</b>
4	1:28.449	44.829	<b>135</b>	22.489	216	21.131	178	11	1:33.861	48.666	120	23.802	214	21.393	178
5	1:28.171	44.617	134	22.438	216	21.116	178	12	1:28.018	44.509	133	22.405	216	21.104	172
6	1:28.206	44.553	131	22.453	215	21.200	178	13	1:28.113	44.647	135	<b>22.378</b>	216	<b>21.088</b>	178
7	<b>1:27.987</b>	<b>44.450</b>	131	22.430	216	21.107	178	14	1:46.647	46.942	131	24.684	192	35.021	

<b>6</b>	Mike David Ortmann, DEU ,							<b>theoretical besttime: 1:28.566</b>							
1	2:07.422	1:09.688	94	29.389	156	28.345	147	8	1:29.053	44.980	132	22.648	213	21.425	<b>177</b>
2	1:41.271	53.549	92	25.642	211	22.080	176	9	1:32.414	44.973	132	25.984	210	21.457	176
3	1:29.681	45.398	131	22.755	213	21.528	176	10	1:28.763	44.814	132	22.681	213	21.268	176
4	1:28.926	44.919	133	22.615	213	21.392	175	<b>11</b>	<b>1:28.566</b>	<b>44.805</b>	132	<b>22.549</b>	214	<b>21.212</b>	176
5	1:29.411	44.875	<b>133</b>	23.126	214	21.410	<b>177</b>	12	1:28.970	44.893	132	22.618	215	21.459	174
6	1:29.205	44.949	132	22.676	<b>217</b>	21.580	176	13	1:29.102	44.951	132	22.795	212	21.356	176
7	1:28.774	44.838	131	22.598	213	21.338	176	14	1:45.706	49.657	117	24.282	186	31.767	

<b>8</b>	Jannes Fittje, DEU ,							<b>theoretical besttime: 1:28.930</b>							
1	2:21.269	1:26.504	120	28.223	156	26.542	157	8	1:31.628	47.372	131	22.708	209	21.548	175
2	1:39.681	50.863	128	24.694	181	24.124	171	9	1:30.076	45.193	117	23.244	208	21.639	176
3	1:36.877	47.759	128	24.253	151	24.865	174	10	1:29.166	45.085	130	<b>22.523</b>	<b>217</b>	21.558	176
4	1:29.308	45.147	130	22.593	215	21.568	<b>177</b>	<b>11</b>	<b>1:28.998</b>	<b>44.949</b>	130	22.531	215	21.518	176
5	1:29.172	45.106	131	22.608	214	<b>21.458</b>	175	12	1:29.132	45.014	<b>131</b>	22.581	215	21.537	174
6	1:36.942	45.239	130	22.765	215	28.938		13	1:52.442	49.190	123	24.722	211	38.530	
7	3:11.550	2:24.748	129	24.157	185	22.645	161								

<b>13</b>	Cedric Piro, DEU ,							<b>theoretical besttime: 1:29.099</b>							
1	2:44.275	1:54.658	125	25.298	189	24.319	164	8	1:29.243	45.061	130	22.676	213	<b>21.506</b>	174
2	1:32.200	47.307	130	22.921	213	21.972	<b>176</b>	9	1:29.311	45.020	130	22.644	213	21.647	173
3	1:29.705	45.432	<b>131</b>	<b>22.584</b>	<b>216</b>	21.689	176	10	1:36.630	46.154	88	27.761	158	22.715	175
4	1:29.465	45.073	131	22.642	214	21.750	176	11	1:32.877	47.169	120	23.951	212	21.757	176
5	<b>1:29.182</b>	45.044	130	22.606	213	21.532	174	12	1:29.299	45.017	130	22.685	213	21.597	175
6	1:30.256	45.260	130	22.742	199	22.254	176	13	1:29.365	45.050	130	22.696	212	21.619	175
7	1:29.312	<b>45.009</b>	131	22.691	213	21.612	175	14	1:50.012	49.867	116	24.817	197	35.328	

<b>16</b>	Marek Böckmann, DEU ,							<b>theoretical besttime: 1:28.483</b>							
1	1:52.471	1:03.459	120	25.331	183	23.681	159	<b>7</b>	<b>1:28.537</b>	44.782	131	22.520	215	<b>21.235</b>	176
2	1:35.758	49.977	128	23.459	200	22.322	174	8	1:28.806	<b>44.777</b>	131	22.616	213	21.413	176
3	1:29.576	45.547	130	22.579	215	21.450	176	9	1:28.748	44.904	131	22.492	215	21.352	176
4	1:29.066	45.203	<b>133</b>	<b>22.471</b>	<b>218</b>	21.392	<b>179</b>	10	1:33.195	48.577	116	23.182	214	21.436	176
5	1:29.060	45.085	131	22.602	214	21.373	177	11	1:35.677	47.315	118	26.194	186	22.168	178
6	1:28.621	44.892	131	22.478	214	21.251	175	12	1:36.288	45.041	128	22.596	214	28.651	



# ADAC Formel 4

## Lap Analysis Qualifying G1



Provisional

**DMSB** Reg. Nr.: 213/2015

Amended  
14.8.2015 - 19:56



Nürburgring, Length: 3629 m

Air temperature: 22.0°C

Track temperature: 24.3°C

Weather condition: Dry

Friday 14.8.2015 17:15

Lap	Time	SE1	SP1	SE2	SP2	SE3	SP3	Lap	Time	SE1	SP1	SE2	SP2	SE3	SP3
<b>18</b>	Giorgio Maggi, CHE ,							<b>theoretical besttime: 1:29.371</b>							
1	1:57.272	1:04.899	116	27.167	174	25.206	159	8	1:38.239	45.846	130	23.005	213	29.388	
2	1:38.217	52.735	116	23.481	214	22.001	174	9	3:06.553	2:22.219	130	<b>22.642</b>	215	21.692	175
3	1:30.068	45.651	<b>131</b>	22.719	214	21.698	174	10	1:29.745	45.279	130	22.655	<b>215</b>	21.811	175
4	<b>1:29.487</b>	45.331	131	22.652	215	<b>21.504</b>	175	11	1:31.734	45.707	131	23.984	199	22.043	175
5	1:30.579	45.307	129	23.401	212	21.871	173	12	1:30.250	45.311	130	22.981	215	21.958	<b>176</b>
6	1:30.775	45.576	121	23.264	214	21.935	174	13	1:55.628	50.303	121	25.941	178	39.384	
7	1:30.071	<b>45.225</b>	130	22.983	212	21.863	174								

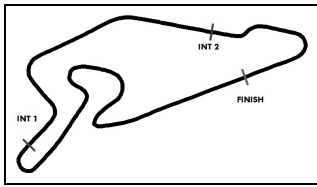
<b>20</b>	Nikolaj Rogivue, CHE ,							<b>theoretical besttime:</b>							
	2:23.882	1:29.275	116	27.606	167	27.001	136		1:29.146	45.028	131	22.560	216	21.558	177
	1:41.691	54.296	110	24.976	183	22.419	176		1:35.064	45.009	130	22.617	217	27.438	<b>177</b>
	1:34.921	46.651	127	26.440	213	21.830	176		1:35.651	48.947	117	24.626	189	22.078	<b>177</b>
	1:29.350	45.306	129	22.541	216	21.503	177		1:29.243	45.027	131	22.622	<b>218</b>	21.594	177
	1:28.836	44.929	131	22.507	215	21.400	177		1:29.468	45.313	130	22.562	215	21.593	176
	1:28.932	44.950	131	22.589	216	21.393	176		1:29.064	<b>44.870</b>	130	22.624	215	21.570	176
	1:28.983	44.939	<b>131</b>	<b>22.477</b>	216	21.567	177		1:47.070	48.248	127	25.531	180	33.291	-

<b>21</b>	Michelle Halder, DEU ,							<b>theoretical besttime: 1:30.588</b>							
1	2:06.547	1:13.834	120	26.832	156	25.881	168	8	1:31.069	45.870	129	23.108	214	22.091	175
2	1:33.978	47.977	129	23.521	213	22.480	176	9	1:30.662	45.711	<b>132</b>	23.067	214	21.884	176
3	1:31.803	46.323	131	23.274	<b>214</b>	22.206	176	<b>10</b>	<b>1:30.652</b>	45.724	131	<b>23.065</b>	213	<b>21.863</b>	<b>176</b>
4	1:31.016	45.872	130	23.077	213	22.067	176	11	1:31.037	45.984	131	23.139	213	21.914	175
5	1:31.252	45.797	130	23.237	213	22.218	174	12	1:31.138	45.884	130	23.127	212	22.127	175
6	1:31.741	46.058	129	23.535	213	22.148	176	13	1:31.059	45.896	131	23.180	213	21.983	175
7	1:30.724	<b>45.660</b>	129	23.091	214	21.973	176	14	1:53.957	49.807	121	26.187	178	37.963	

<b>24</b>	Robin Brezina, DEU ,							<b>theoretical besttime: 1:30.024</b>							
1	2:18.738	1:20.316	120	31.807	163	26.615	173	8	3:01.493	2:16.709	127	22.868	212	21.916	173
2	1:30.583	46.023	130	22.873	214	<b>21.687</b>	<b>176</b>	9	1:30.899	46.051	127	22.861	212	21.987	174
3	<b>1:30.085</b>	45.640	<b>130</b>	<b>22.711</b>	<b>215</b>	21.734	175	10	1:30.557	45.806	129	22.807	212	21.944	174
4	1:32.681	<b>45.626</b>	127	24.850	169	22.205	173	11	1:31.262	46.289	128	22.958	212	22.015	174
5	1:32.080	45.777	129	22.802	213	23.501	175	12	1:30.807	46.179	130	22.823	213	21.805	174
6	1:30.674	45.783	128	22.950	213	21.941	174	13	1:49.939	53.146	127	26.720	167	30.073	
7	1:35.818	46.245	126	22.950	212	26.623									

<b>26</b>	Harrison Newey, GBR ,							<b>theoretical besttime: 1:28.699</b>							
1	2:10.722	1:10.678	87	31.909	130	28.135	138	8	1:29.138	45.136	132	22.529	213	21.473	176
2	1:43.055	53.982	111	26.679	168	22.394	167	9	1:30.251	45.145	127	<b>22.484</b>	216	22.622	176
3	1:30.781	46.041	132	23.139	204	21.601	175	10	1:29.326	45.108	124	22.686	214	21.532	176
4	1:29.664	45.500	131	22.630	213	21.534	175	11	1:29.390	<b>44.830</b>	<b>132</b>	22.584	<b>216</b>	21.976	<b>177</b>
5	1:28.917	44.875	131	22.525	214	21.517	175	<b>12</b>	<b>1:28.787</b>	44.855	<b>132</b>	22.510	213	21.422	175
6	1:28.902	44.863	131	22.563	213	21.476	176	13	1:28.903	44.972	132	22.546	213	<b>21.385</b>	175
7	1:43.720	48.741	109	30.456	131	24.523	175	14	1:49.362	48.334	130	22.672	214	38.356	

<b>27</b>	Marvin Dienst, DEU ,							<b>theoretical besttime: 1:27.775</b>							
1	2:30.227	1:39.713	120	26.381	166	24.133	170	<b>7</b>	<b>1:27.900</b>	<b>44.483</b>	127	22.240	217	21.177	178
2	1:43.074	51.422	130	24.238	112	27.414	150	8	1:27.994	44.545	132	22.273	217	21.176	178
3	1:30.484	46.327	132	22.387	217	21.770	178	9	1:39.429	52.522	110	25.497	213	21.410	178
4	1:27.978	44.555	<b>132</b>	22.245	217	21.178	178	10	1:28.072	44.559	132	22.305	217	21.208	177
5	1:27.918	44.626	132	<b>22.191</b>	<b>218</b>	<b>21.101</b>	<b>179</b>	11	1:37.537	45.094	130	22.610	216	29.833	
6	1:32.696	44.505	131	24.357	151	23.834	179								



# ADAC Formel 4

## Lap Analysis Qualifying G1



Provisional

**DMSB** Reg. Nr.: 213/2015

Amended  
14.8.2015 - 19:56



Nürburgring, Length: 3629 m  
Air temperature: 22.0°C  
Track temperature: 24.3°C  
Weather condition: Dry

Friday 14.8.2015 17:15

Lap	Time	SE1	SP1	SE2	SP2	SE3	SP3	Lap	Time	SE1	SP1	SE2	SP2	SE3	SP3
<b>37</b>	Kami Laliberte, CDN ,							<b>theoretical besttime: 1:28.757</b>							
1	1:45.211	56.899	124	24.684	193	23.628	162	9	1:29.209	<b>44.897</b>	130	22.741	213	21.571	174
2	1:35.801	49.320	127	24.256	190	22.225	173	<b>10</b>	<b>1:28.839</b>	44.914	129	22.562	214	21.363	174
3	1:29.658	45.655	130	22.593	<b>214</b>	21.410	173	11	1:28.894	44.899	129	22.623	213	21.372	<b>174</b>
4	1:29.630	45.767	129	22.542	<b>214</b>	<b>21.321</b>	174	12	1:36.040	45.174	131	25.775	140	25.091	172
5	1:29.123	44.948	<b>131</b>	22.741	211	21.434	173	13	1:29.027	45.121	129	22.553	213	21.353	174
6	1:29.820	45.103	130	22.656	212	22.061	174	14	1:28.940	44.927	130	<b>22.539</b>	213	21.474	174
7	1:29.621	45.222	130	22.681	213	21.718	173	15	1:48.031	49.486	121	25.012	178	33.533	
8	1:28.984	44.953	130	22.558	213	21.473	173								

<b>38</b>	Luca Engstler, DEU ,							<b>theoretical besttime: 1:29.601</b>							
1	1:58.589	1:10.903	111	24.772	208	22.914	170	8	1:35.558	48.521	124	23.711	210	23.326	169
2	1:31.647	46.739	130	23.030	209	21.878	175	9	1:36.733	49.353	127	23.736	190	23.644	176
3	1:30.680	46.124	130	22.762	215	21.794	172	<b>10</b>	<b>1:29.639</b>	<b>45.430</b>	131	<b>22.518</b>	<b>216</b>	21.691	177
4	1:29.783	45.580	<b>131</b>	22.550	215	<b>21.653</b>	175	11	1:50.852	1:05.538	128	22.961	202	22.353	176
5	1:30.272	45.972	130	22.642	213	21.658	174	12	1:29.876	45.578	128	22.579	213	21.719	176
6	1:51.605	47.419	53	42.279	213	21.907	<b>177</b>	13	1:32.052	46.552	126	23.393	212	22.107	175
7	1:30.702	46.110	130	22.810	213	21.782	175	14	1:54.564	52.892	112	27.315	164	34.357	

<b>41</b>	Nico Rindlisbacher, CHE ,							<b>theoretical besttime: 1:28.825</b>							
1	2:27.526	1:34.288	122	30.199	163	23.039	171	8	1:29.125	45.080	130	<b>22.464</b>	<b>216</b>	21.581	174
2	1:31.341	46.594	130	22.904	212	21.843	174	<b>9</b>	<b>1:29.025</b>	45.146	131	22.579	212	<b>21.300</b>	173
3	1:29.975	45.535	126	22.885	212	21.555	175	10	1:29.191	45.146	<b>131</b>	22.543	213	21.502	173
4	1:29.674	45.115	131	22.501	211	22.058	167	11	1:29.153	<b>45.061</b>	129	22.562	212	21.530	176
5	1:29.541	45.473	130	22.586	212	21.482	176	12	1:29.287	45.176	130	22.680	213	21.431	<b>176</b>
6	1:30.849	46.590	128	22.739	210	21.520	175	13	1:50.566	46.575	120	24.456	204	39.535	
7	1:29.287	45.226	127	22.563	212	21.498	173								

<b>46</b>	Mauro Auricchio, BRA ,							<b>theoretical besttime: 1:29.310</b>							
1	1:35.324	49.920	127	23.299	211	22.105	173	9	1:29.424	45.244	129	22.660	214	21.520	175
2	1:30.563	46.080	129	22.860	214	21.623	175	10	1:29.635	45.320	129	22.729	213	21.586	174
3	1:29.778	45.577	130	22.729	215	21.472	175	11	1:30.016	45.655	126	22.877	213	21.484	175
4	1:29.512	45.316	129	22.616	<b>216</b>	21.580	174	12	1:29.676	45.373	129	22.730	213	21.573	174
5	<b>1:29.400</b>	<b>45.240</b>	<b>130</b>	22.628	215	21.532	175	13	1:29.814	45.319	128	22.796	215	21.699	174
6	1:29.546	45.476	129	<b>22.613</b>	215	<b>21.457</b>	<b>175</b>	14	1:29.780	45.315	129	22.799	213	21.666	175
7	1:37.822	46.980	123	26.192	171	24.650	173	15	1:47.713	48.791	128	23.005	202	35.917	
8	1:29.517	45.335	129	22.650	213	21.532	174								

<b>69</b>	Lando Norris, GBR ,							<b>theoretical besttime: 1:27.605</b>							
1	2:44.446	1:57.260	127	24.236	188	22.950	175	9	1:30.419	45.577	132	22.646	217	22.196	178
2	1:30.961	46.413	131	22.744	207	21.804	172	<b>10</b>	<b>1:27.954</b>	<b>44.245</b>	132	22.374	<b>217</b>	21.335	178
3	1:29.979	45.455	132	22.564	215	21.960	178	11	1:29.613	45.386	<b>133</b>	22.576	217	21.651	178
4	1:28.200	44.670	130	22.376	216	21.154	177	12	1:28.429	44.600	132	22.493	216	21.336	178
5	1:28.052	44.515	133	<b>22.302</b>	215	21.235	177	13	1:27.979	44.491	131	22.430	215	<b>21.058</b>	<b>178</b>
6	1:31.986	44.472	132	23.634	139	23.880	178	14	1:28.206	44.555	132	22.457	215	21.194	177
7	1:28.242	44.559	128	22.429	215	21.254	175								
8	1:28.015	44.521	132	22.391	216	21.103	177								

<b>77</b>	Job Van Uitert, NLD ,							<b>theoretical besttime: 1:28.754</b>							
1	1:57.982	1:10.649	114	24.369	210	22.964	173	<b>9</b>	<b>1:28.909</b>	<b>44.804</b>	132	22.554	214	21.551	175
2	1:31.292	46.289	131	22.848	214	22.155	173	10	1:29.295	45.118	130	22.595	214	21.582	175
3	1:31.086	46.730	130	22.718	214	21.638	175	11	1:29.182	45.123	131	22.604	214	21.455	173
4	1:29.118	45.152	<b>133</b>	22.519	214	<b>21.447</b>	174	12	1:29.524	45.321	127	22.601	214	21.602	174
5	1:29.626	45.246	130	22.655	213	21.725	174	13	1:29.047	44.977	133	22.559	211	21.511	173
6	1:29.249	45.092	130	22.558	<b>216</b>	21.599	172	14	1:28.944	44.926	131	<b>22.503</b>	214	21.515	<b>176</b>
7	1:29.396	45.225	127	22.723	213	21.448	176								
8	1:31.894	45.218	132	22.650	214	24.026	175								