

ADAC GT Masters

Result List Qualifying 2



Provisional

Nürburgring, Length: 3629 m

Air temperature: 22.0°C

Track temperature: 24.3°C

Weather condition: Dry

DMSB Reg. Nr.: 212/2015

Amended
14.8.2015 - 20:50

Friday 14.8.2015 16:35

started : 21 classified : 20 not classified : 1

	Drivers	Team	Car	Lap	Best Time	Gap	Diff	Kph	Day Time
1	36 M.Ragginger/K.Bachler	Schütz Motorsport	Porsche 911 GT3 R	5	1:28.082			148,3	17:01:59
2	16 R.Frey/P.Geipel	YACO Racing	Audi R8 LMS ultra	6	1:28.279	0.197	0.197	148,0	16:53:45
3	2 J.Pepper/N.Thiim	C. Abt Racing	Audi R8 LMS ultra	5	1:28.291	0.209	0.012	148,0	16:58:28
4	8 C.Schmid/F.Hamprecht	Bentley Team HTP	Bentley Continental GT3	9	1:28.306	0.224	0.015	147,9	17:07:35
5	24 F.Stoll/M.Basseng	kfzteile24 MS RACING	Audi R8 LMS ultra	5	1:28.332	0.250	0.026	147,9	16:52:42
6	100 D.Dobitsch/E.Sandström	kfzteile24 MS RACING	Audi R8 LMS ultra	6	1:28.348	0.266	0.016	147,9	17:01:54
7	80 D.Baumann/J.Klingmann	BMW Sports Trophy Team Schubert	BMW Z4 GT3	4	1:28.372	0.290	0.024	147,8	16:57:51
8	3 A.Weishaupt(*G*)/C.Jöns	C. Abt Racing	Audi R8 LMS ultra	6	1:28.538	0.456	0.166	147,6	17:01:20
9	42 H.Proczyk/B.Schneider	HP Racing	Mercedes-Benz SLS AMG GT3	8	1:28.561	0.479	0.023	147,5	17:01:01
10	1 S.Wackerbauer/K.van der Linde	C. Abt Racing	Audi R8 LMS ultra	4	1:28.625	0.543	0.064	147,4	16:56:41
11	13 R.Lips(*G*)/S.Barth	RWT-Racing Team	Corvette Z06.R GT3	4	1:28.631	0.549	0.006	147,4	17:00:39
12	99 N.Bastian/S.Dusseldorf	ROWE Racing	Mercedes-Benz SLS AMG GT3	6	1:28.699	0.617	0.068	147,3	17:05:26
13	33 A.Mattschull(*G*)/R.van der Zande	Car Collection Motorsport	Mercedes-Benz SLS AMG GT3	6	1:28.769	0.687	0.070	147,2	17:01:34
14	7 L.Stolz/V.Abril	Bentley Team HTP	Bentley Continental GT3	3	1:28.809	0.727	0.040	147,1	16:58:08
15	23 M.Gassner(*G*)/F.Strauss	MRS GT Racing	Nissan GT-R Nismo GT3	4	1:28.869	0.787	0.060	147,0	16:56:18
16	66 A.Wirth/D.Keilwitz	Callaway Competition	Corvette Z06.R GT3	9	1:28.933	0.851	0.064	146,9	17:03:07
17	19 C.Hürtgen/U.Alzen	BMW Sports Trophy Team Schubert	BMW Z4 GT3	4	1:28.979	0.897	0.046	146,8	16:57:59
18	12 J.Knoll(*G*)/L.Marionek	Senkyr Motorsport	BMW Z4 GT3	7	1:29.162	1.080	0.183	146,5	17:04:14
19	22 D.Jöst(*G*)/F.Scholze(*G*)	MRS GT Racing	Nissan GT-R Nismo GT3	4	1:29.393	1.311	0.231	146,1	16:55:51
20	69 D.Alessi/P.Assenheimer	Callaway Competition	Corvette Z06.R GT3	5	1:29.466	1.384	0.073	146,0	16:51:05
excluded									
	21 S.Asch/L.Ludwig	Team Zakspeed	Mercedes-Benz SLS AMG GT3	0					

Following stewards decision no. 35 exclusion for car no. 21

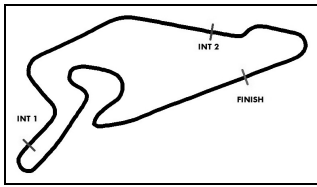
(*G*) marks the gentlemen driver

Subject to final scrutineering!

Publications Time:

Clerk of the course:

Time Keeping:



ADAC GT Masters

Lap Analysis Qualifying 2



Provisional

Nürburgring, Length: 3629 m

Air temperature: 24.1°C

Track temperature: 32.3°C

Weather condition: Dry

DMSB Reg. Nr.: 212/2015

Friday 14.8.2015 16:35

Lap	Time	SE1	SP1	SE2	SP2	SE3	SP3	Lap	Time	SE1	SP1	SE2	SP2	SE3	SP3
1 Stefan Wackerbauer, DEU/ Kelvin van der Linde, ZAF								theoretical besttime: 1:28.561							
1	10:10.273	9:23.160	123	24.116	233	22.997	185	6	1:33.271	45.127	133	22.226	240	25.918	
2	1:33.475	48.313	129	22.898	240	22.264	191	7	2:52.876	2:07.607	131	22.707	215	22.562	190
3	1:29.062	45.394	134	22.202	241	21.466	190	8	1:29.231	45.275	133	22.369	239	21.587	190
4	1:28.625	44.981	134	22.114	242	21.530	189	9	1:38.164	45.424	134	22.444	239	30.296	
5	1:28.999	45.009	133	22.374	242	21.616	189								

2 Jordan Lee Pepper, ZAF/ Nicki Thiim, DNK								theoretical besttime: 1:28.274							
1	10:24.751	9:35.930	122	25.132	220	23.689	183	5	1:28.291	44.857	132	22.163	240	21.271	189
2	1:38.506	49.002	126	24.853	185	24.651	189	6	1:32.957	44.920	132	22.218	239	25.819	
3	1:28.642	45.070	133	22.194	240	21.378	189	7	2:59.696	2:15.797	130	22.371	239	21.528	189
4	1:28.315	44.889	133	22.172	240	21.254	189	8	2:04.259	46.052	124	37.704	107	40.503	

3 Andreas Weishaupt, DEU/ Christer Jöns, DEU								theoretical besttime: 1:28.530							
1	7:18.069	6:31.453	124	24.186	231	22.430	185	5	1:29.123	45.362	133	22.195	241	21.566	190
2	1:41.769	49.065	129	23.303	221	29.401		6	1:28.538	44.945	132	22.197	242	21.396	190
3	5:53.374	5:03.920	131	27.700	227	21.754	187	7	1:28.620	45.025	131	22.189	241	21.406	190
4	1:29.442	45.646	138	22.371	241	21.425	189	8	2:01.990	45.120	135	22.331	241	54.539	

7 Luca Stolz, DEU/ Vincent Abril, FRA								theoretical besttime: 1:28.753							
1	13:10.098	12:24.586	126	23.046	244	22.466	191	6	1:33.637	46.111	131	25.314	169	22.212	193
2	1:29.922	45.784	131	22.431	245	21.707	192	7	1:29.137	45.414	129	22.234	245	21.489	194
3	1:28.809	45.189	133	22.139	247	21.481	194	8	1:29.089	45.303	133	22.252	246	21.534	194
4	1:29.045	45.197	132	22.218	245	21.630	193	9	1:29.061	45.219	134	22.172	246	21.670	192
5	1:28.934	45.133	132	22.205	246	21.596	193	10	1:44.309	49.170	122	23.116	214	32.023	

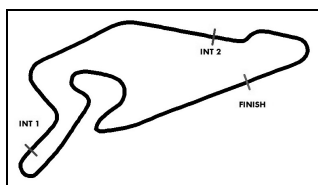
8 Clemens Schmid, AUT/ Fabian Hamprecht, DEU								theoretical besttime: 1:28.219							
1	13:41.746	12:53.803	123	23.312	242	24.631	190	6	1:28.578	44.980	137	22.077	246	21.521	193
2	1:31.747	46.159	125	23.844	244	21.744	193	7	1:30.757	46.606	135	22.503	244	21.648	194
3	1:28.991	45.278	132	22.254	245	21.459	194	8	1:28.457	44.955	136	22.106	245	21.396	194
4	1:28.793	45.259	135	21.986	245	21.548	194	9	1:28.306	44.874	135	22.067	246	21.365	194
5	1:28.456	44.933	136	22.164	247	21.359	194								

12 Jacob Knoll, CZE/ Lennart Marioneck, DEU								theoretical besttime: 1:29.076							
1	13:11.649	12:16.937	123	24.511	174	30.201	175	5	1:29.377	45.501	135	22.291	240	21.585	192
2	1:35.551	50.941	131	22.786	240	21.824	192	6	1:29.220	45.311	134	22.180	242	21.729	192
3	1:29.820	45.451	133	22.509	241	21.860	191	7	1:29.162	45.317	135	22.237	241	21.608	193
4	1:29.421	45.534	134	22.215	241	21.672	192	8	1:47.533	50.993	112	27.034	169	29.506	

13 Remo Lips, CHE/ Sven Barth, DEU								theoretical besttime: 1:28.570							
1	14:06.730	13:20.773	125	23.391	242	22.566	189	5	1:28.691	45.125	135	22.071	247	21.495	194
2	1:35.140	47.209	132	25.555	212	22.376	194	6	1:28.823	45.120	134	22.045	246	21.658	193
3	1:29.182	45.396	133	22.242	246	21.544	194	7	1:34.916	47.639	127	22.830	232	24.447	195
4	1:28.631	45.170	134	22.056	247	21.405	194	8	1:35.166	45.154	135	22.147	246	27.865	

16 Rahel Frey, CHE/ Philip Geipel, DEU								theoretical besttime: 1:28.130							
1	4:15.187	3:24.514	122	26.740	188	23.933	185	5	1:28.314	44.798		22.154	240	21.362	194
2	1:35.945	51.525	131	22.821	240	21.599	190	6	1:28.279	44.892	135	22.064	242	21.323	195
3	1:29.495	45.267	137	22.651	242	21.577	188	7	1:28.561	44.918	136	22.009	243	21.634	191
4	1:28.561	45.094	135	22.130	243	21.337	191	8	1:36.738	44.928	134	22.281	243	29.529	

19 Claudia Hürtgen, DEU/ Uwe Alzen, DEU								theoretical besttime: 1:28.790							
1	11:28.331	10:41.324	118	23.825	236	23.182	186	6	1:34.613	45.265	136	24.387	229	24.961	191
2	1:33.033	47.568	116	23.151	239	22.314	191	7	1:30.341	45.398	137	22.364	233	22.579	192
3	1:29.499	45.468	134	22.384	242	21.647	191	8	1:30.799	45.159	136	22.544	239	23.096	192
4	1:28.979	45.326	137	22.182	242	21.471	191	9	1:35.551	45.197	136	22.273	241	28.081	



ADAC GT Masters

Lap Analysis Qualifying 2

Provisional



Nürburgring, Length: 3629 m

Air temperature: 24.1°C

Track temperature: 32.3°C

Weather condition: Dry

DMSB Reg. Nr.: 212/2015

Friday 14.8.2015 16:35

Lap	Time	SE1	SP1	SE2	SP2	SE3	SP3	Lap	Time	SE1	SP1	SE2	SP2	SE3	SP3
5	1:29.023	45.287	134	22.160	241	21.576	190								

21 Sebastian Asch, DEU/ Luca Ludwig, DEU

theoretical besttime: 1:28.419

1	11:25.821	10:38.086	122	23.920	239	23.815	190	7	1:28.827	45.213	135	22.150	244	21.464	191
2	1:33.258	48.028	129	22.829	239	22.401	192	8	1:28.623	44.941	133	22.214	243	21.468	193
3	1:29.026	45.256	134	22.198	245	21.572	194	9	1:30.162	45.100	133	22.354	244	22.708	193
4	1:28.510	44.974	136	22.048	245	21.488	192	10	1:28.952	45.165	134	22.170	244	21.617	193
5	1:28.649	45.076	137	22.143	244	21.430	193	11	1:45.235	50.586	127	23.983	209	30.666	
6	1:31.927	47.498	130	22.566	244	21.863	193								

22 Dominic Jöst, DEU/ Florian Scholze, DEU

theoretical besttime: 1:29.393

1	9:07.019	8:15.657	114	26.195	232	25.167	193	5	1:29.796	45.537	129	22.264	248	21.995	190
2	1:32.248	47.593	128	22.693	247	21.962	195	6	1:29.983	45.776	130	22.368	246	22.708	194
3	1:42.441	57.847	127	22.671	247	21.923	195	7	1:29.872	45.541	132	22.205	247	22.126	195
4	1:29.393	45.447	130	22.125	248	21.821	195	8	1:40.344	46.075	125	22.528	246	31.741	

23 Marc Gassner, DEU/ Florian Strauss, DEU

theoretical besttime: 1:28.685

1	9:43.327	8:52.262	112	26.714	140	24.351	191	6	1:32.511	45.605	125	24.351	214	22.555	194
2	1:36.303	49.406	123	23.523	246	23.374	195	7	1:29.866	45.258	131	22.061	249	22.547	197
3	1:29.814	45.871	131	22.241	249	21.702	193	8	1:28.943	45.198	134	22.181	247	21.564	193
4	1:28.869	45.186	135	22.054	249	21.629	194	9	1:30.380	45.268	133	22.324	216	22.788	197
5	1:28.913	45.272	129	22.196	249	21.445	194	10	1:38.617	45.785	130	22.953	243	29.879	

24 Florian Stoll, DEU/ Marc Basseng, DEU

theoretical besttime: 1:28.094

1	4:35.795	3:43.899	123	26.802	166	25.094	182	7	1:35.198	45.115	134	22.185	244	27.898	
2	1:40.811	55.385	133	23.133	236	22.293	190	8	6:16.072	5:32.303	133	22.267	239	21.502	189
3	1:29.026	45.525	134	22.169	241	21.332	190	9	1:28.590	45.112	135	22.170	241	21.308	192
4	1:28.826	45.033	135	22.124	244	21.669	191	10	1:28.564	44.952	132	22.217	240	21.395	192
5	1:28.332	44.976	134	22.028	241	21.328	188	11	1:28.915	45.264	135	22.103	241	21.548	190
6	1:28.771	44.919	136	22.129	242	21.723	191	12	1:28.485	44.758	134	22.160	244	21.567	193

33 Alexander Mattschull, DEU/ Renger van der Zande, NLD

theoretical besttime: 1:28.699

1	11:47.444	10:53.129	120	28.066	107	26.249	189	5	1:28.926	45.147	135	22.213	243	21.566	191
2	1:39.831	50.664	127	23.666	227	25.501	191	6	1:28.769	45.217	136	22.177	244	21.375	191
3	1:39.617	47.846	132	28.980	166	22.791	193	7	1:28.934	45.222	133	22.180	244	21.532	192
4	1:29.678	45.647	135	22.342	244	21.689	191	8	1:53.182	46.173	108	28.720	160	38.289	

36 Martin Ragginger, AUT/ Klaus Bachler, AUT

theoretical besttime: 1:27.970

1	14:03.670	13:18.000	130	23.359	240	22.311	190	4	1:28.122	44.734	138	21.986	244	21.402	190
2	1:30.828	46.370	133	22.574	243	21.884	190	5	1:28.082	44.729	134	22.098	243	21.255	191
3	1:29.095	45.084	137	22.180	244	21.831	191	6	2:02.755	44.909	136	22.131	243	55.715	

42 Hari Proczyk, AUT/ Bernd Schneider, DEU

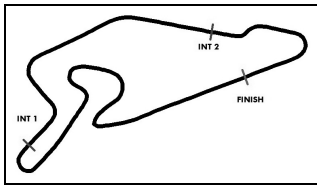
theoretical besttime: 1:28.434

1	8:15.067	7:28.377	127	23.493	241	23.197	188	6	1:41.024	56.121	98	23.262	245	21.641	194
2	1:31.105	46.734	131	22.628	245	21.743	193	7	1:28.779	45.257	134	22.219	245	21.303	192
3	1:28.709	45.241	134	22.201	244	21.267	192	8	1:28.561	45.044	137	22.132	245	21.385	193
4	1:28.706	45.035	133	22.377	245	21.294	192	9	1:43.574	45.117	133	22.352	225	36.105	
5	1:39.499	45.119	133	29.525	169	24.855	158								

66 Andreas Wirth, DEU/ Daniel Keilwitz, DEU

theoretical besttime: 1:28.837

1	8:41.244	7:49.120	111	26.776	196	25.348	175	6	1:28.992	45.303	132	22.137	248	21.552	197
2	1:41.995	51.896	95	26.655	225	23.444	187	7	1:45.370	52.760	95	30.318	204	22.292	197
3	1:33.365	48.410	125	23.057	246	21.898	199	8	1:29.329	45.523	131	22.298	247	21.508	198
4	1:29.096	45.438	135	22.138	248	21.520	199	9	1:28.933	45.263	135	22.167	247	21.503	198
5	1:29.372	45.212	134	22.122	249	22.038	197	10	1:50.869	51.798	110	27.051	166	32.020	



ADAC GT Masters

Lap Analysis Qualifying 2

Provisional



Nürburgring, Length: 3629 m

Air temperature: 24.1°C

Track temperature: 32.3°C

Weather condition: Dry

DMSB Reg. Nr.: 212/2015

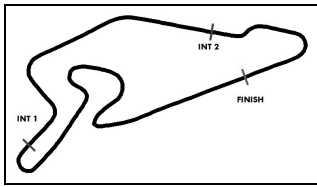
Friday 14.8.2015 16:35

Lap	Time	SE1	SP1	SE2	SP2	SE3	SP3	Lap	Time	SE1	SP1	SE2	SP2	SE3	SP3
69 Diego Alessi, ITA/ Patrick Assenheimer, DEU								theoretical besttime: 1:29.044							
1	2:47.230	1:51.760	101	28.387	186	27.083	167	8	1:29.610	45.348	133	22.342	246	21.920	193
2	1:44.586	52.965	116	26.133	204	25.488	159	9	1:29.787	45.474	130	22.100	247	22.213	193
3	1:34.828	50.071	127	22.907	245	21.850	194	10	1:34.793	45.749	132	26.327	151	22.717	196
4	1:29.601	45.687	132	22.318	247	21.596	195	11	1:29.717	45.595	129	22.367	247	21.755	194
5	1:29.466	45.568	131	22.234	248	21.664	194	12	1:29.953	45.532	130	22.485	246	21.936	193
6	1:29.739	45.372	133	22.606	246	21.761	193	13	3:25.056	49.724	120	27.530	149	2:07.802	
7	1:34.750	50.222	120	22.868	246	21.660	194								

80 Dominik Baumann, AUT/ Jens Klingmann, DEU								theoretical besttime: 1:28.372							
1	11:23.366	10:36.745	119	23.911	231	22.710	187	5	1:29.012	45.069	137	22.115	241	21.828	192
2	1:31.155	46.391	132	22.996	239	21.768	191	6	1:32.426	47.505	130	23.065	241	21.856	190
3	1:28.889	45.328	135	22.174	240	21.387	192	7	1:33.625	45.207	134	22.284	242	26.134	
4	1:28.372	44.992	135	22.073	242	21.307	191	8	2:54.343	1:50.880	123	24.374	193	39.089	

99 Nico Bastian, DEU/ Stef Dusseldorp, NLD								theoretical besttime: 1:28.628							
1	15:37.069	14:43.656	104	28.751	140	24.662	167	5	1:28.874	45.060	134	22.424	243	21.390	192
2	1:45.296	52.184	132	26.727	116	26.385	184	6	1:28.699	44.962	134	22.328	243	21.409	193
3	1:36.850	47.948	131	26.305	174	22.597	191	7	1:28.792	44.987	132	22.276	244	21.529	192
4	1:29.548	45.684	131	22.468	244	21.396	192	8	1:53.096	52.149	111	27.171	153	33.776	

100 Daniel Dobitsch, AUT/ Edward Sandström, SWE								theoretical besttime: 1:28.211							
1	12:27.327	11:40.235	126	24.009	169	23.083	188	7	1:28.530	44.981	134	22.084	243	21.465	190
2	1:31.681	46.991	131	22.621	239	22.069	191	8	1:28.411	44.970	133	22.137	242	21.304	193
3	1:29.817	45.744	130	22.415	242	21.658	191	9	1:28.410	45.055	134	22.060	241	21.295	192
4	1:28.648	45.051	133	22.230	241	21.367	192	10	1:28.772	44.910	135	22.161	243	21.701	191
5	1:28.866	45.280	134	22.145	242	21.441	191								
6	1:28.348	44.940	132	22.167	242	21.241	191								



ADAC GT Masters

Start Grid Race 2

Provisional



Nürburgring, Length: 3629 m

Air temperature: 11.5°C

Track temperature: 12.8°C

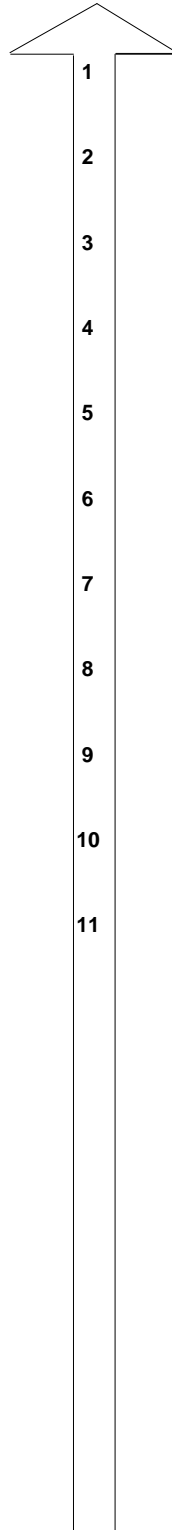
Weather condition: Wet

DMSB Reg. Nr.: 212/2015

Sunday 16.8.2015 13:15

POLE POSITION

16 YACO Racing Rahel Frey/ Philip Geipel*	1:28.279
8 Bentley Team HTP Clemens Schmid/ Fabian Hamprecht*	1:28.306
100 kfzteile24 MS RACING Daniel Dobitsch/ Edward Sandström*	1:28.348
3 C. Abt Racing Andreas Weishaupt/ Christer Jöns*	1:28.538
1 C. Abt Racing Stefan Wackerbauer/ Kelvin van der Linde*	1:28.625
99 ROWE Racing Nico Bastian/ Stef Dusseldorp*	1:28.699
7 Bentley Team HTP Luca Stolz/ Vincent Abril*	1:28.809
66 Callaway Competition Andreas Wirth/ Daniel Keilwitz*	1:28.933
12 Senkyr Motorsport Jacub Knoll/ Lennart Marionek*	1:29.162
69 Callaway Competition Diego Alessi/ Patrick Assenheimer*	1:29.466



36 Schütz Motorsport Martin Ragginger/ Klaus Bachler*	1:28.082
2 C. Abt Racing Jordan Lee Pepper/ Nicki Thiim*	1:28.291
24 kfzteile24 MS RACING Florian Stoll/ Marc Basseng*	1:28.332
80 BMW Sports Trophy Team Schube Dominik Baumann/ Jens Klingmann*	1:28.372
42 HP Racing Hari Proczyk/ Bernd Schneider*	1:28.561
13 RWT-Racing Team Remo Lips/ Sven Barth*	1:28.631
33 Car Collection Motorsport Alexander Mattschull/ Renger van der Zande*	1:28.769
23 MRS GT Racing Marc Gassner/ Florian Strauss*	1:28.869
19 BMW Sports Trophy Team Schube Claudia Hürtgen/ Uwe Alzen*	1:28.979
22 MRS GT Racing Dominic Jöst/ Florian Scholze*	1:29.393
21 Team Zakspeed Sebastian Asch/ Luca Ludwig*	

* Marks the starting driver

Publications Time:

Clerk of the course:

Time Keeping: