

ADAC Formel 4

Result List Free Practice 2



Provisional

DMSB Reg. Nr.: 213/2015

Friday 14.8.2015 12:50



Nürburgring, Length: 3629 m

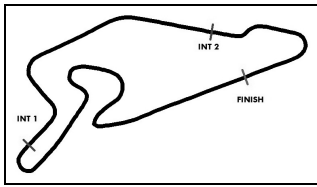
Air temperature: 21.0°C

Track temperature: 27.1°C

Weather condition: Dry

started : 35 classified : 35 not classified : 0

#	Competitor	Sponsor	Lap	Best Time	Gap	Diff	Kph	Day Time
Cl.	Drivers	Car						
1	69 ADAC Berlin-Brandenburg e.V. R L.Norris(GBR)	ADAC Formel 4 powered by Abarth	13	1:27.888			148,6	13:14:00
2	27 HTP Juniorteam M.Dienst(DEU)	ADAC Formel 4 powered by Abarth	8	1:27.894	0.006	0.006	148,6	13:03:36
3	28 HTP Juniorteam J.Esmeijer(NLD)	ADAC Formel 4 powered by Abarth	11	1:28.030	0.142	0.136	148,4	13:13:01
4	5 ADAC Berlin-Brandenburg e.V. R D.Beckmann(DEU)	ADAC Formel 4 powered by Abarth	15	1:28.133	0.245	0.103	148,2	13:14:45
5	99 Prema Powerteam R.Aron(EST)	ADAC Formel 4 powered by Abarth	12	1:28.381	0.493	0.248	147,8	13:11:40
6	4 ADAC Berlin-Brandenburg e.V. R.Shwartzman(RUS)	ADAC Formel 4 powered by Abarth	15	1:28.601	0.713	0.220	147,5	13:16:01
7	62 Prema Powerteam G.Rauci(BRA)	ADAC Formel 4 powered by Abarth	11	1:28.715	0.827	0.114	147,3	13:11:11
8	25 Van Amersfoort Racing R M.Schumacher(DEU)	ADAC Formel 4 powered by Abarth	13	1:28.812	0.924	0.097	147,1	13:12:51
9	16 Jenzer Motorsport GmbH M.Böckmann(DEU)	ADAC Formel 4 powered by Abarth	10	1:28.867	0.979	0.055	147,0	13:05:17
10	2 Neuhauser Racing T.Zimmermann(DEU)	ADAC Formel 4 powered by Abarth	7	1:28.874	0.986	0.007	147,0	13:01:01
11	10 Motopark M.Waldherr(DEU)	ADAC Formel 4 powered by Abarth	7	1:28.916	1.028	0.042	146,9	13:01:54
12	36 Van Amersfoort Racing J.Mawson(AUS)	ADAC Formel 4 powered by Abarth	12	1:28.977	1.089	0.061	146,8	13:10:14
13	34 Toni Wolf R T.Wolf(DEU)	ADAC Formel 4 powered by Abarth	14	1:29.081	1.193	0.104	146,7	13:16:19
14	6 ADAC Berlin-Brandenburg e.V. R M.Ortmann(DEU)	ADAC Formel 4 powered by Abarth	14	1:29.106	1.218	0.025	146,6	13:15:00
15	26 Van Amersfoort Racing H.Newey(GBR)	ADAC Formel 4 powered by Abarth	12	1:29.155	1.267	0.049	146,5	13:09:38
16	8 Motopark R J.Fittje(DEU)	ADAC Formel 4 powered by Abarth	10	1:29.271	1.383	0.116	146,3	13:14:27
17	1 Neuhauser Racing K.Schramm(DEU)	ADAC Formel 4 powered by Abarth	11	1:29.276	1.388	0.005	146,3	13:11:26
18	77 Provily Racing R J.Van Uiter(NLD)	ADAC Formel 4 powered by Abarth	7	1:29.303	1.415	0.027	146,3	13:01:24
19	37 Van Amersfoort Racing R K.Laliberte(CDN)	ADAC Formel 4 powered by Abarth	15	1:29.312	1.424	0.009	146,3	13:15:15
20	41 Jenzer Motorsport R N.Rindlisbacher(CHE)	ADAC Formel 4 powered by Abarth	10	1:29.383	1.495	0.071	146,2	13:05:33
21	3 ADAC Berlin-Brandenburg e.V. R B.Mazatis(DEU)	ADAC Formel 4 powered by Abarth	10	1:29.517	1.629	0.134	145,9	13:05:51
22	35 HTP Juniorteam R C.Schreiner(DEU)	ADAC Formel 4 powered by Abarth	13	1:29.543	1.655	0.026	145,9	13:10:54
23	30 Team Scheider J.Kremer(DEU)	ADAC Formel 4 powered by Abarth	4	1:29.615	1.727	0.072	145,8	12:56:12
24	20 SMG Swiss Motorsport Group N.Rogivue(CHE)	ADAC Formel 4 powered by Abarth	10	1:29.674	1.786	0.059	145,7	13:06:12
25	18 Race Performance G.Maggi(CHE)	ADAC Formel 4 powered by Abarth	9	1:29.710	1.822	0.036	145,6	13:07:54



ADAC Formel 4

Result List Free Practice 2



Provisional

DMSB Reg. Nr.: 213/2015

Friday 14.8.2015 12:50



Nürburgring, Length: 3629 m
Air temperature: 21.0°C
Track temperature: 27.1°C
Weather condition: Dry

started : 35 classified : 35 not classified : 0

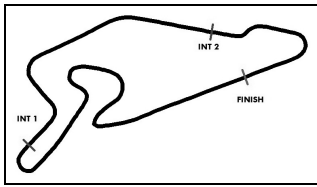
#	Competitor	Sponsor	Lap	Best Time	Gap	Diff	Kph	Day Time
Cl.	Drivers	Car						
26	14 Jenzer Motorsport GmbH M.Müller-Crepon(DEU)	ADAC Formel 4 powered by Abarth	10	1:29.949	2.061	0.239	145,2	13:05:46
27	44 RS-Competition R G.Rupp(DEU)	ADAC Formel 4 powered by Abarth	10	1:29.990	2.102	0.041	145,2	13:11:47
28	9 Motopark R J.Cecotto(VEN)	ADAC Formel 4 powered by Abarth	9	1:29.996	2.108	0.006	145,2	13:07:59
29	24 Robin Brezina R R.Brezina(DEU)	ADAC Formel 4 powered by Abarth	11	1:30.180	2.292	0.184	144,9	13:10:04
30	13 Team piroports C.Piro(DEU)	ADAC Formel 4 powered by Abarth	10	1:30.265	2.377	0.085	144,7	13:10:30
31	38 Liqui Moly Team Engstler R L.Engstler(DEU)	ADAC Formel 4 powered by Abarth	7	1:30.671	2.783	0.406	144,1	13:01:33
32	33 RS-Competition J.Jonck(DNK)	ADAC Formel 4 powered by Abarth	5	1:30.858	2.970	0.187	143,8	13:03:20
33	55 Race Performance R M.Niederhauser(CHE)	ADAC Formel 4 powered by Abarth	13	1:31.194	3.306	0.336	143,3	13:11:18
34	21 Liqui Moly Team Engstler R M.Halder(DEU)	ADAC Formel 4 powered by Abarth	13	1:31.207	3.319	0.013	143,2	13:11:08
35	46 Team Scheider M.Auricchio(BRA)	ADAC Formel 4 powered by Abarth	3	1:31.466	3.578	0.259	142,8	12:54:45

Subject to final scrutineering!

Publications Time:

Clerk of the course:

Time Keeping:



ADAC Formel 4

Lap analysis Free Practice 2



Provisional

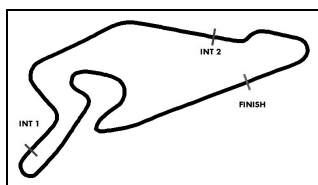
DMSB Reg. Nr.: 213/2015

Friday 14.8.2015 12:50



Nürburgring, Length: 3629 m
 Air temperature: 21.0°C
 Track temperature: 27.1°C
 Weather condition: Dry

Lap	Time	SE1	SP1	SE2	SP2	SE3	SP3	TSP	Lap	Time	SE1	SP1	SE2	SP2	SE3	SP3	TSP
1 Kim Luis Schramm, DEU ,									theoretical besttime: 1:29.276								
1	1:52.626	1:06.200	125	23.548	209	22.878	171		9	5:57.459	5:13.248	132	22.745	216	21.466	175	
2	1:31.080	46.348	129	22.926	214	21.806	173		10	1:29.549	45.412	130	22.698	215	21.439	175	
3	1:29.817	45.519	129	22.772	214	21.526	174		11	1:29.276	45.294	132	22.604	215	21.378	175	
4	1:29.546	45.468	131	22.649	215	21.429	176		12	1:29.535	45.412	132	22.654	215	21.469	174	
5	1:29.722	45.389	129	22.680	217	21.653	175		13	1:30.747	45.610	132	22.861	215	22.276	177	
6	1:30.325	46.007	129	22.660	215	21.658	175		14	1:30.079	45.757	132	22.827	216	21.495	176	
7	1:30.127	45.833	129	22.714	216	21.580	174										
8	1:37.155	45.560	132	23.103	215	28.492											
2 Tim Zimmermann, DEU ,									theoretical besttime: 1:28.848								
1	2:03.726	1:17.680	127	23.454	207	22.592	171		9	3:51.936	3:07.876	129	22.604	217	21.456	175	
2	1:30.572	46.046	129	22.949	215	21.577	176		10	1:29.327	45.340	129	22.624	216	21.363	176	
3	1:29.824	45.444	129	22.747	217	21.633	177		11	1:29.120	45.099	130	22.557	217	21.464	176	
4	1:29.287	45.066	129	22.866	216	21.355	176		12	1:29.283	45.255	131	22.581	216	21.447	177	
5	1:29.754	45.563	129	22.708	216	21.483	177		13	1:29.135	45.084	132	22.585	215	21.466	177	
6	1:29.618	45.745	130	22.582	219	21.291	175		14	1:28.980	45.158	131	22.563	216	21.259	176	
7	1:28.874	45.051	131	22.538	216	21.285	175		15	1:30.263	45.421	131	22.850	220	21.992	176	
8	1:34.645	45.364	130	22.541	216	26.740											
3 Benjamin Mazatis, DEU ,									theoretical besttime: 1:29.280								
1	2:13.256	1:24.493	119	25.022	194	23.741	172		10	1:29.517	45.454	131	22.552	214	21.511	174	
2	1:35.468	48.990	128	23.824	209	22.654	174		11	1:30.281	46.160	130	22.600	214	21.521	175	
3	1:31.586	46.229	127	23.253	211	22.104	175		12	1:31.799	46.096	129	23.016	213	22.687	176	
4	1:30.776	45.862	132	23.048	212	21.866	175		13	1:29.756	45.556	131	22.701	213	21.499	175	
5	1:30.921	46.414	131	22.872	213	21.635	175		14	1:29.774	45.733	132	22.489	213	21.552	177	
6	1:30.740	46.201	131	22.933	213	21.606	175		15	1:29.950	45.583	132	22.767	212	21.600	177	
7	1:29.886	45.528	132	22.690	213	21.668	176		16	1:29.710	45.395	130	22.694	215	21.621	175	
8	1:29.714	45.354	131	22.635	214	21.725	175		17	1:29.742	45.409	132	22.686	214	21.647	174	
9	1:29.672	45.292	130	22.778	212	21.602	175										
4 Robert Shwartzman, RUS ,									theoretical besttime: 1:28.486								
1	2:04.258	1:18.098	129	23.667	207	22.493	174		9	1:28.789	44.866	134	22.597	216	21.326	177	
2	1:30.694	46.146	130	22.989	215	21.559	177		10	1:37.601	45.225	132	22.731	215	29.645		
3	1:32.624	48.177	132	22.843	215	21.604	176		11	4:17.735	3:33.706	130	22.741	215	21.288	178	
4	1:29.197	45.113	133	22.673	215	21.411	178		12	1:29.278	45.091	134	22.623	216	21.564	180	
5	1:29.229	44.986	132	22.751	215	21.492	177		13	1:28.718	44.859	131	22.594	215	21.265	177	
6	1:35.940	51.650	118	22.935	215	21.355	176		14	1:29.073	44.811	133	22.530	219	21.732	177	
7	1:29.296	45.176	132	22.646	217	21.474	179		15	1:28.601	44.812	132	22.644	217	21.145	178	
8	1:31.152	47.288	132	22.615	216	21.249	176										
5 David Beckmann, DEU ,									theoretical besttime: 1:28.084								
1	2:06.167	1:20.682	132	23.316	206	22.169	172		10	1:31.562	47.532	134	22.471	216	21.559	177	
2	1:29.999	45.690	132	22.748	214	21.561	177		11	1:28.275	44.576	134	22.383	215	21.316	177	
3	1:28.915	45.012	134	22.502	216	21.401	177		12	1:34.173	44.655	134	22.441	216	27.077		
4	1:29.602	45.227	133	22.545	218	21.830	178		13	3:04.097	2:18.047	134	23.726	194	22.324	178	
5	1:28.978	45.164	133	22.468	217	21.346	178		14	1:28.241	44.602	134	22.419	217	21.220	177	
6	1:42.221	57.146	108	23.586	208	21.489	176		15	1:28.133	44.524	134	22.399	216	21.210	177	
7	1:28.611	44.770	134	22.579	216	21.262	178		16	1:28.460	44.544	134	22.350	219	21.566	177	
8	1:28.519	44.730	134	22.444	219	21.345	177										
9	1:28.449	44.804	133	22.381	219	21.264	179										
6 Mike David Ortmann, DEU ,									theoretical besttime: 1:29.012								
1	1:59.799	1:13.396	130	23.760	188	22.643	173		9	1:34.278	45.160	132	22.711	214	26.407		
2	1:31.154				214	21.595	177		10	4:48.801	3:59.656	95	27.307	190	21.838	176	
3	1:30.235	45.766	130	22.938	216	21.531	176		11	1:29.466	45.329	131	22.783	213	21.354	175	
4	1:29.726	45.515	130	22.802	213	21.409	176		12	1:29.160	45.155	131	22.646	213	21.359	175	
5	1:33.657	46.615	129	22.981	213	24.061	175		13	1:29.234	45.164	132	22.691	214	21.379	175	
6	1:36.557	45.568	130	23.423	148	27.566	175		14	1:29.106	45.036	132	22.713	214	21.357	176	



ADAC Formel 4

Lap analysis Free Practice 2



Provisional

DMSB Reg. Nr.: 213/2015



Nürburgring, Length: 3629 m

Air temperature: 21.0°C

Track temperature: 27.1°C

Weather condition: Dry

Friday 14.8.2015 12:50

Lap	Time	SE1	SP1	SE2	SP2	SE3	SP3	TSP	Lap	Time	SE1	SP1	SE2	SP2	SE3	SP3	TSP
7	1:29.699	45.444	132	22.794	214	21.461	176		15	1:29.132	45.068	132	22.704	213	21.360	176	
8	1:29.498	45.412	127	22.756	215	21.330	175										

8 Jannes Fittje, DEU ,

theoretical besttime: 1:29.218

1	10:57.866	10:10.297	124	24.711	198	22.858	169		7	1:29.489	45.259	128	22.687	217	21.543	176	
2	1:32.390	46.657	130	23.444	191	22.289	174		8	1:29.379	45.219	131	22.640	216	21.520	176	
3	1:29.951	45.562	129	22.750	214	21.639	175		9	1:29.562	45.350	129	22.676	216	21.536	177	
4	1:29.654	45.333	129	22.750	216	21.571	176		10	1:29.271	45.059	131	22.693	216	21.519	176	
5	1:31.009	46.054	129	23.030	218	21.925	175		11	1:29.663	45.292	129	22.750	216	21.621	176	
6	1:29.604	45.364	131	22.662	215	21.578	176										

9 Jonathan Cecotto, VEN ,

theoretical besttime: 1:29.911

1	1:58.134	1:11.492	129	23.914	208	22.728	170		9	1:29.996	45.709	131	22.839	216	21.448	177	
2	1:31.926	46.493	129	23.425	211	22.008	175		10	1:30.446	45.672	114	23.281	215	21.493	176	
3	1:30.719	46.003	126	23.002	217	21.714	178		11	1:30.950	45.816	130	22.846	214	22.288	176	
4	1:31.155	46.755	130	22.815	216	21.585	176		12	1:31.152	46.629	128	22.827	218	21.696	175	
5	1:30.750	46.086	129	22.791	218	21.873	176		13	1:30.351	45.916	127	22.827	216	21.608	176	
6	1:31.407	46.458	131	22.825	219	22.124	178		14	1:30.222	45.797	128	22.876	215	21.549	175	
7	1:37.028	46.562	132	22.902	218	27.564											
8	5:18.971	4:34.318	131	23.066	215	21.587	175										

10 Michael Waldherr, DEU ,

theoretical besttime: 1:28.690

1	2:48.152	1:55.351	122	27.606	152	25.195	147		9	1:29.871	45.138	132	22.601	222	22.132	177	
2	1:39.202	49.271	133	25.704	119	24.227	175		10	1:34.893	45.790	131	22.562	218	26.541		
3	1:29.793	45.639	131	22.664	215	21.490	177		11	4:58.997	4:15.063	130	22.592	218	21.342	177	
4	1:30.079	45.399	132	23.063	216	21.617	177		12	1:29.278	45.332	132	22.549	220	21.397	178	
5	1:29.167	45.370	131	22.540	218	21.257	179		13	1:29.316	45.225	132	22.524	222	21.567	178	
6	1:29.453	45.259	132	22.740	222	21.454	178		14	1:29.544	45.382	133	22.687	218	21.475	177	
7	1:28.916	45.189	132	22.495	217	21.232	176		15	1:30.205	45.376	132	23.007	220	21.822	177	
8	1:29.356	45.007	131	22.451	222	21.898	178										

13 Cedric Piro, DEU ,

theoretical besttime: 1:30.127

1	3:05.052	2:18.788	125	23.702	210	22.562	172		7	1:30.696	45.757	127	23.090	213	21.849	175	
2	1:31.654	46.565	131	23.097	213	21.992	174		8	1:30.430	45.644	129	23.000	213	21.786	174	
3	1:38.783	45.982	131	23.099	212	29.702			9	1:30.817	45.528	129	22.915	213	22.374	175	
4	3:40.164	2:54.804	131	23.217	212	22.143	175			1:30.849	45.945	130	23.128	213	21.776	175	
5	1:31.340	46.253	129	23.119	214	21.968	175		10	1:30.265	45.642	131	22.939	213	21.684	174	
6	1:30.803	45.752	130	23.103	213	21.948	174		11	1:36.611	45.814	128	22.965	213	27.832		

14 Moritz Müller-Crepon, DEU ,

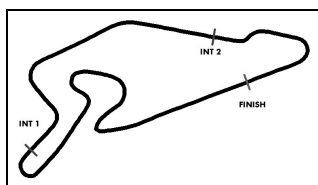
theoretical besttime: 1:29.797

1	1:53.337	1:01.535	123	25.925	159	25.877	169		9	1:30.008	45.447	126	22.999	213	21.562	173	
2	1:34.790	48.473	125	23.692	209	22.625	172		10	1:29.949	45.543	128	22.861	214	21.545	174	
3	1:32.423	46.952	129	23.564	210	21.907	173		11	1:35.911	46.927	127	22.886	214	26.098		
4	1:35.754	48.257	129	24.932	152	22.565	173		12	4:16.816	3:31.309	125	23.302	208	22.205	174	
5	1:31.182	46.412	129	23.042	212	21.728	174		13	1:32.373	45.825	129	24.125	171	22.423	174	
6	1:30.724	46.013	128	23.000	212	21.711	174		14	1:30.843	46.023	128	22.878	214	21.942	170	
7	1:30.662	45.867	130	22.805	214	21.990	174		15	1:33.747	46.699	127	22.964	213	24.084	176	
8	1:37.515	49.802	72	26.086	215	21.627	175										

16 Marek Böckmann, DEU ,

theoretical besttime: 1:28.759

1	1:47.833	1:00.012	124	24.873	188	22.948	172		10	1:28.867	45.091	131	22.548	215	21.228	176	
2	1:32.487	47.713	130	23.036	215	21.738	176		11	1:36.346	45.212	130	23.731	183	27.403		
3	1:30.142	45.986	129	22.726	213	21.430	178		12	3:33.846	2:48.816	122	23.528	213	21.502	177	
4	1:31.568	47.216	130	22.799	212	21.553	175		13	1:28.877	45.098	131	22.548	214	21.231	176	
5	1:29.780	45.298	129	22.773	215	21.709	177		14	1:29.003	45.074	130	22.552	215	21.377	176	
6	1:29.116	45.304	130	22.552	214	21.260	177		15	1:28.965	45.062	130	22.586	215	21.317	177	
7	1:29.347	45.379	131	22.574	214	21.394	176		16	1:29.060	45.074	130	22.651	215	21.335	175	
8	1:29.069	45.188	131	22.469	218	21.412	176										



ADAC Formel 4

Lap analysis Free Practice 2



Provisional

DMSB Reg. Nr.: 213/2015



Nürburgring, Length: 3629 m

Air temperature: 21.0°C

Track temperature: 27.1°C

Weather condition: Dry

Friday 14.8.2015 12:50

Lap	Time	SE1	SP1	SE2	SP2	SE3	SP3	TSP	Lap	Time	SE1	SP1	SE2	SP2	SE3	SP3	TSP
9	1:29.603	45.766	129	22.562	216	21.275	176										

18 Giorgio Maggi, CHE ,

theoretical besttime: 1:29.648

1	2:19.270	1:31.318	122	24.814	190	23.138	166		9	1:29.710	45.497	130	22.673	213	21.540	175	
2	1:33.778	48.148	126	23.579	214	22.051	173		10	1:29.807	45.467	131	22.716	215	21.624	172	
3	1:31.130	46.162	127	23.084	211	21.884	171		11	1:33.263	45.737	128	22.850	213	24.676	173	
4	1:31.303	46.560	126	23.116	213	21.627	174		12	1:31.035	46.268	129	23.056	215	21.711	176	
5	1:41.760	47.351	127	23.407	213	31.002			13	1:29.855	45.606	130	22.675	216	21.574	174	
6	4:45.795	4:00.889	129	22.964	214	21.942	173		14	1:29.916	45.495	130	22.712	217	21.709	174	
7	1:31.484	45.826	130	22.821	214	22.837	174										
8	1:30.193	45.837	130	22.641	217	21.715	174										

20 Nikolaj Rogivue, CHE ,

theoretical besttime: 1:29.584

1	2:34.514	1:42.886	120	27.089	160	24.539	146		10	1:29.674	45.454	129	22.627	216	21.593	175	
2	1:36.890	49.714	130	24.292	179	22.884	175		11	1:40.002	45.776	133	22.735	216	31.491		
3	1:30.706	46.012	129	22.882	213	21.812	175		12	4:28.307	3:44.053	126	22.728	217	21.526	177	
4	1:29.994	45.595	131	22.796	214	21.603	176		13	1:30.734	46.080	130	23.000	215	21.654	176	
5	1:31.923	47.461	130	22.845	215	21.617	176		14	1:29.943	45.511	130	22.696	216	21.736	176	
6	1:29.955	45.607	130	22.832	216	21.516	176		15	1:29.773	45.487	129	22.716	216	21.570	175	
7	1:29.874	45.650	130	22.654	217	21.570	176		16	1:29.814	45.680	128	22.695	217	21.439	176	
8	1:29.828	45.596	131	22.729	216	21.503	174										
9	1:29.844	45.589	130	22.713	216	21.542	176										

21 Michelle Halder, DEU ,

theoretical besttime: 1:31.204

1	2:37.839	1:47.445	122	26.438	177	23.956	170		9	1:31.912	46.385	130	23.298	213	22.229	175	
2	1:36.291	48.959	127	23.770	205	23.562	174		10	1:31.656	46.283	130	23.303	213	22.070	175	
3	1:34.609	48.278	127	23.734	212	22.597	175		11	1:32.043	46.521	128	23.316	214	22.206	176	
4	1:32.817	46.801	129	23.574	212	22.442	175		12	1:31.569	46.297	129	23.151	215	22.121	177	
5	1:33.010	47.324	129	23.367	213	22.319	176		13	1:31.207	46.023	130	23.111	213	22.073	176	
6	1:32.025	46.448	130	23.350	213	22.227	176		14	1:32.576	46.826	130	23.130	214	22.620	176	
7	1:31.835	46.349	128	23.326	213	22.160	174		15	1:31.595	46.270	130	23.167	214	22.158	175	
8	1:31.644	46.314	129	23.252	213	22.078	175										

24 Robin Brezina, DEU ,

theoretical besttime: 1:30.060

1	3:13.017	2:26.312	126	23.624	206	23.081	173		9	1:30.294	45.848	132	22.799	214	21.647	174	
2	1:31.724	46.592	130	23.214	211	21.918	175		10	1:31.703	45.824	127	22.747	214	23.132	175	
3	1:31.401	46.077	130	22.935	212	22.389	174		11	1:30.180	45.741	130	22.867	214	21.572	174	
4	1:30.603	45.907	130	22.924	214	21.772	175		12	1:30.785	45.774	130	22.862	213	22.149	175	
5	1:30.513	45.851	129	22.839	213	21.823	175		13	1:42.179	46.117	127	22.968	214	33.094		
6	1:37.037	46.938	130	22.839	218	27.260			14	3:14.127	2:29.536	127	22.951	214	21.640	175	
7	3:08.166	2:23.532	129	22.921	214	21.713	174										
8	1:30.225	45.795	132	22.761	214	21.669	175										

25 Mick Schumacher, DEU ,

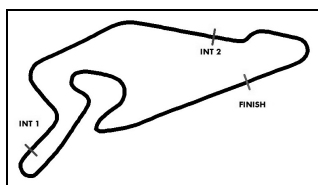
theoretical besttime: 1:28.658

1	1:50.221	1:04.156	130	23.656	209	22.409	168		9	1:36.555	46.996	131	22.697	216	26.862		
2	1:30.713	45.982	131	22.909	215	21.822	176		10	4:29.176	3:44.634	130	22.871	214	21.671	175	
3	1:30.034	45.696	130	22.657	218	21.681	176		11	1:29.105	44.995	132	22.691	214	21.419	175	
4	1:29.610	45.470	131	22.595	217	21.545	177		12	1:29.032	45.123	131	22.539	214	21.370	175	
5	1:30.351	45.832	127	22.855	217	21.664	175		13	1:28.812	45.109	130	22.552	215	21.151	176	
6	1:29.165	45.061	131	22.624	215	21.480	176		14	1:29.508	45.049	129	22.739	214	21.720	176	
7	1:29.764	45.135	131	22.696	218	21.933	175		15	1:29.269	45.159	128	22.739	214	21.371	176	
8	1:28.980	45.084	131	22.512	219	21.384	177										

26 Harrison Newey, GBR ,

theoretical besttime: 1:29.137

1	1:46.587	1:00.373	126	24.013	202	22.201	166		10	2:47.064	2:02.866	132	22.763	212	21.435	175	
2	1:31.471	46.290	128	23.360	206	21.821	175		11	1:29.193	45.236	130	22.576	215	21.381	177	
3	1:29.827	45.549	129	22.751	214	21.527	175		12	1:29.155	45.180	127	22.587	216	21.388	177	
4	1:30.410	45.577	131	22.984	216	21.849	176		13	1:30.443	45.471	132	22.856	217	22.116	177	



ADAC Formel 4

Lap analysis Free Practice 2



Provisional

DMSB Reg. Nr.: 213/2015



Nürburgring, Length: 3629 m

Air temperature: 21.0°C

Track temperature: 27.1°C

Weather condition: Dry

Friday 14.8.2015 12:50

Lap	Time	SE1	SP1	SE2	SP2	SE3	SP3	TSP	Lap	Time	SE1	SP1	SE2	SP2	SE3	SP3	TSP
5	1:29.329	45.185	130	22.642	215	21.502	176		14	1:29.350	45.290	130	22.638	214	21.422	175	
6	1:30.330	46.018	130	22.793	213	21.519	177		15	1:32.583	45.503	123	22.719	215	24.361	177	
7	1:29.533	45.196	128	22.653	214	21.684	176		16	1:29.847	45.530	131	22.787	214	21.530	175	
8	1:29.333	45.309	131	22.625	215	21.399	176										
9	1:36.115	45.207	131	22.608	215	28.300											

27 Marvin Dienst, DEU ,

theoretical besttime: 1:27.813

1	3:16.529	2:31.099	127	23.325	213	22.105	175		9	1:33.216	44.683	132	22.269	219	26.264		
2	1:29.926	45.739	131	22.562	218	21.625	178		10	4:24.066	3:39.043	132	23.582	207	21.441	177	
3	1:29.084	44.727	133	22.595	216	21.762	177		11	1:28.307	44.649	132	22.348	218	21.310	178	
4	1:28.682	44.838	131	22.616	216	21.228	177		12	1:28.437	45.018	132	22.246	218	21.173	178	
5	1:28.325	44.817	132	22.340	217	21.168	178		13	1:35.435	44.784	132	24.643	134	26.008	179	
6	1:28.193	44.730	131	22.284	217	21.179	178		14	1:27.920	44.558	132	22.257	219	21.105	179	
7	1:27.989	44.579	132	22.277	218	21.133	177										
8	1:27.894	44.639	131	22.166	219	21.089	178										

28 Janneau Esmeijer, NLD ,

theoretical besttime: 1:27.995

1	3:11.026	2:25.571	127	23.268	206	22.187	174		8	1:33.544	44.742	131	22.376	218	26.426		
2	1:30.047	46.052	129	22.619	215	21.376	177		9	6:25.700	5:41.971	131	22.559	216	21.170	176	
3	1:28.665	44.878	132	22.516	215	21.271	176		10	1:31.154	45.012	131	22.543	189	23.599	177	
4	1:28.571	44.848	131	22.562	215	21.161	177		11	1:28.030	44.703	131	22.263	217	21.064	178	
5	1:28.411	44.867	130	22.456	216	21.088	177		12	1:28.892	44.983	131	22.741	218	21.168	178	
6	1:28.195	44.743	129	22.371	217	21.081	177		13	1:28.383	44.775	132	22.345	218	21.263	178	
7	1:28.669	44.668	132	22.520	221	21.481	177										

30 Jason Kremer, DEU ,

theoretical besttime: 1:29.511

1	1:41.712	55.652	125	23.662	209	22.398	171		9	1:38.206	45.586	126	22.940	219	29.680		
2	1:30.940	46.091	129	23.021	214	21.828	174		10	4:37.435	3:49.081	120	26.398	200	21.956	175	
3	1:30.009	45.587	128	22.852	215	21.570	174		11	1:29.805	45.466	131	22.822	214	21.517	176	
4	1:29.615	45.376	130	22.814	213	21.425	174		12	1:29.701	45.545	130	22.710	214	21.446	176	
5	1:32.784	47.443	105	23.824	217	21.517	175		13	1:33.332	47.264	129	24.568	208	21.500	176	
6	1:34.173	49.365	114	23.253	216	21.555	178		14	1:29.826	45.512	130	22.792	215	21.522	175	
7	1:30.966	45.504	129	22.748	218	22.714	174		15	1:31.023	45.537	129	22.783	219	22.703	177	
8	1:35.323	48.274	124	23.981	190	23.068	175										

33 Jan Jonck, DNK ,

theoretical besttime: 1:30.750

1	6:40.973	-	-	-	-	-	-		6	1:35.112	46.488	129	23.094	213	25.530	173	
2	2:06.311	1:18.108	76	25.429	207	22.774	173		7	1:32.846	46.794	130	23.109	213	22.943	174	
3	1:31.866	46.742	129	23.150	210	21.974	174		8	1:42.020	46.205	129	24.212	205	31.603		
4	1:31.036	46.286	127	22.993	213	21.757	174		9	7:31.687	6:46.442	128	23.218	212	22.027	176	
5	1:30.858	46.000	128	23.071	212	21.787	174										

34 Toni Wolf, DEU ,

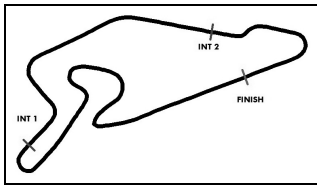
theoretical besttime: 1:29.016

1	2:36.881	1:45.435	120	27.322	156	24.124	160		9	1:29.162	45.199	130	22.513	218	21.450	177	
2	1:36.335	49.292	129	24.043	180	23.000	176		10	1:36.521	45.372	130	22.771	213	28.378		
3	1:30.436	45.882	124	22.908	214	21.646	176		11	5:36.139	4:51.954	130	22.602	217	21.583	177	
4	1:29.463	45.213	130	22.721	216	21.529	177		12	1:29.114	45.140	131	22.486	218	21.488	178	
5	1:29.716	45.485	129	22.656	216	21.575	176		13	1:29.327	45.408	132	22.529	216	21.390	178	
6	1:29.595	45.432	130	22.694	216	21.469	176		14	1:29.081	45.155	131	22.528	217	21.398	177	
7	1:29.150	45.158	130	22.519	217	21.473	175		15	1:43.290	47.312	126	23.252	199	32.726		
8	1:29.136	45.151	130	22.489	218	21.496	177										

35 Carrie Schreiner, DEU ,

theoretical besttime: 1:29.527

1	2:42.971	1:51.583	123	26.611	156	24.777	140		9	1:31.048	46.184	130	22.732	215	22.132	175	
2	1:37.720	50.574	129	24.705	197	22.441	174		10	1:30.554	45.993	130	22.807	215	21.754	174	
3	1:31.147	46.081	132	23.090	211	21.976	174		11	1:29.885	45.401	128	22.775	214	21.709	175	
4	1:30.296	45.647	129	22.979	213	21.670	176		12	1:29.965	45.436	130	22.824	213	21.705	176	
5	1:30.648	46.007	131	22.847	212	21.794	175		13	1:29.543	45.253	132	22.604	215	21.686	175	



ADAC Formel 4

Lap analysis Free Practice 2



Provisional

DMSB Reg. Nr.: 213/2015

Friday 14.8.2015 12:50



Nürburgring, Length: 3629 m
 Air temperature: 21.0°C
 Track temperature: 27.1°C
 Weather condition: Dry

Lap	Time	SE1	SP1	SE2	SP2	SE3	SP3	TSP	Lap	Time	SE1	SP1	SE2	SP2	SE3	SP3	TSP
6	1:30.231	45.442	127	22.894	212	21.895	175		14	1:31.171	46.463	130	22.924	214	21.784	175	
7	1:30.228	45.367	130	22.923	213	21.938	174		15	1:30.166	45.454	130	22.880	213	21.832	176	
8	1:30.674	45.720	128	22.964	214	21.990	173										

36 Joey Mawson, AUS ,

theoretical besttime: 1:28.894

1	1:48.911	1:02.392	129	24.492	205	22.027	171		10	3:20.210	2:36.072	132	22.695	214	21.443	175
2	1:30.672	46.198	130	22.859	214	21.615	175		11	1:32.126	48.047	132	22.706	215	21.373	176
3	1:30.536	45.328	131	22.744	215	22.464	176		12	1:28.977	45.077	130	22.662	215	21.238	176
4	1:29.868	45.780	130	22.655	215	21.433	177		13	1:29.391	45.306	130	22.707	215	21.378	175
5	1:29.264	45.168	131	22.669	216	21.427	176		14	1:29.172	45.070	131	22.586	216	21.516	177
6	1:29.316	45.162	130	22.746	215	21.408	176		15	1:29.120	45.154	130	22.642	216	21.324	178
7	1:30.601	45.378	131	22.723	216	22.500	176		16	1:29.811	45.478	130	22.789	214	21.544	176
8	1:29.307	45.272	130	22.676	216	21.359	175									
9	1:35.180	45.454	130	22.706	216	27.020										

37 Kami Laliberte, CDN ,

theoretical besttime: 1:28.772

1	1:51.524	1:03.047	122	24.845	179	23.632	161		9	1:39.738	45.839	128	23.356	213	30.543	
2	1:34.399	48.691	126	23.600	204	22.108	173		10	3:42.681	2:58.561	130	22.670	214	21.450	174
3	1:30.605	45.911	128	23.033	211	21.661	173		11	1:29.812	45.798	130	22.695	213	21.319	173
4	1:29.427	45.262	129	22.720	213	21.445	175		12	1:29.355	45.449	131	22.522	213	21.384	174
5	1:29.759	45.477	130	22.719	213	21.563	173		13	1:29.454	45.036	130	22.596	213	21.822	173
6	1:29.751	45.550	131	22.679	213	21.522	173		14	1:30.095	45.908	130	22.639	214	21.548	174
7	1:29.797	45.294	130	23.281	213	21.222	174		15	1:29.312	45.072	129	22.691	214	21.549	173
8	1:29.521	45.111	131	22.514	217	21.896	173									

38 Luca Engstler, DEU ,

theoretical besttime: 1:30.570

1	2:24.186	1:36.592	126	24.255	175	23.339	173		9	1:30.961	46.312	127	22.857	215	21.792	174
2	1:32.541	47.226	129	23.231	208	22.084	174		10	1:37.183	46.865	126	22.946	214	27.372	
3	1:32.889	46.632	129	23.827	215	22.430	174		11	3:05.789	2:21.000	129	22.983	214	21.806	174
4	1:31.317	46.317	127	22.985	212	22.015	172		12	1:31.143	46.573	130	22.840	212	21.730	175
5	1:30.953	46.220	127	22.973	211	21.760	174		13	1:31.224	46.526	128	22.851	214	21.847	175
6	1:30.991	46.232	129	22.958	211	21.801	173		14	1:31.911	46.210	132	23.425	212	22.276	175
7	1:30.671	46.057	127	22.888	214	21.726	175		15	1:31.977	46.361	127	22.935	213	22.681	176
8	1:31.182	46.079	127	22.787	213	22.316	173									

41 Nico Rindlisbacher, CHE ,

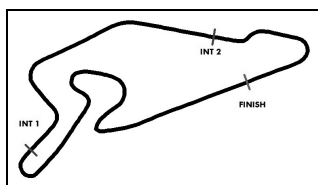
theoretical besttime: 1:29.383

1	2:01.768	1:14.011	124	24.410	183	23.347	170		9	1:29.628	45.284	129	22.771	213	21.573	175
2	1:31.773	46.689	130	23.060	211	22.024	173		10	1:29.383	45.178	127	22.654	214	21.551	176
3	1:30.296	45.668	129	22.971	209	21.657	171		11	1:42.677	45.593	106	24.396	212	32.688	
4	1:30.445	46.077	129	22.740	212	21.628	175		12	5:11.655	4:26.592	130	23.105	212	21.958	174
5	1:30.705	46.224	127	22.800	212	21.681	175		13	1:29.760	45.359	130	22.770	212	21.631	175
6	1:29.920	45.653	129	22.713	213	21.554	177		14	1:30.142	45.349	131	22.845	215	21.948	176
7	1:29.730	45.405	130	22.734	211	21.591	174									
8	1:29.986	45.581	129	22.786	213	21.619	173									

44 Glenn Rupp, DEU ,

theoretical besttime: 1:29.876

1	2:26.448	1:40.568	125	23.571	209	22.309	173		8	1:37.319	45.733	129	22.834	214	28.752	
2	1:30.889	46.181	128	23.086	212	21.622	175		9	7:09.213	6:24.678	128	22.865	213	21.670	175
3	1:31.790	46.278	130	23.482	211	22.030	174		10	1:29.990	45.545	129	22.781	213	21.664	175
4	1:30.518	45.860	128	22.908	212	21.750	174		11	1:38.468	45.495	130	22.867	212	30.106	
5	1:30.667	45.906	129	22.913	212	21.848	174		12	1:48.327	1:03.749	130	22.880	213	21.698	175
6	1:30.224	45.727	129	22.897	212	21.600	175		13	1:30.302	45.786	127	22.825	213	21.691	173
7	1:30.224	45.680	128	22.910	213	21.634	175									



ADAC Formel 4

Lap analysis Free Practice 2



Provisional

DMSB Reg. Nr.: 213/2015



Nürburgring, Length: 3629 m

Air temperature: 21.0°C

Track temperature: 27.1°C

Weather condition: Dry

Friday 14.8.2015 12:50

Lap	Time	SE1	SP1	SE2	SP2	SE3	SP3	TSP	Lap	Time	SE1	SP1	SE2	SP2	SE3	SP3	TSP
46	Mauro Auricchio, BRA ,								theoretical besttime: 1:31.327								
1	1:42.367	56.613	122	23.440	214	22.314	173		7	4:09.644	3:22.952	124	24.226	215	22.466	172	
2	1:32.371	47.181	128	23.316	213	21.874	175		8	1:32.374	46.892	125	23.514	215	21.968	172	
3	1:31.466	46.387	130	23.212	214	21.867	175		9	1:32.212	46.372	127	23.302	214	22.538	174	
4	1:32.624	46.812	123	23.359	214	22.453	173		10	1:42.200	47.649	127	23.570	215	30.981		
5	1:33.338	47.292	129	23.088	215	22.958	171		11	5:50.498	5:03.227	127	24.541	211	22.730	172	
6	1:55.017	55.138	122	24.105	203	35.774											

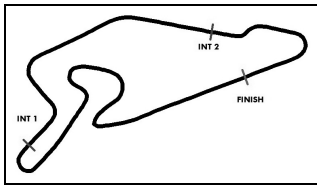
55	Marylin Niederhauser, CHE ,								theoretical besttime: 1:30.889							
1	2:44.145	1:52.139	122	26.411	148	25.595	160		10	1:36.343	49.096	122	24.588	207	22.659	175
2	1:37.577	49.958	127	24.376	202	23.243	172		11	1:31.869	46.564	128	23.232	213	22.073	174
3	1:33.619	47.343	126	23.723	209	22.553	173		12	1:31.350	46.200	128	23.097	212	22.053	175
4	1:32.894	46.889	128	23.367		22.638	174		13	1:31.194	46.182	129	23.002	213	22.010	174
5	1:32.268	46.793	128	23.354	211	22.121	175		14	1:31.382	46.260	129	23.015	213	22.107	175
6	1:31.618	46.269	130	23.277	211	22.072	174		15	1:31.742	46.059	128	23.233	211	22.450	175
7	1:32.179	46.632	129	23.216	215	22.331	174		16	1:31.293	46.313	129	23.152	214	21.828	175
8	1:31.914	46.532	129	23.243	212	22.139	173									
9	1:31.599	46.407	130	23.080	214	22.112	174									

62	Giuliano Raucci, BRA ,								theoretical besttime: 1:28.680							
1	2:36.523	1:32.999	123	25.294	194	38.230			9	1:28.853	44.936	131	22.594	216	21.323	177
2	2:32.215	1:37.605	92	31.041	183	23.569	176		10	1:31.494	45.261	129	23.479	175	22.754	176
3	1:30.268	45.757	130	22.967	213	21.544	176		11	1:28.715	44.810	131	22.614	216	21.291	177
4	1:29.381	45.293	128	22.751	215	21.337	176		12	1:32.861	44.953	132	22.617	215	25.291	176
5	1:43.889	45.748	130	23.128	213	35.013			13	1:28.871	44.879	131	22.592	215	21.400	177
6	3:51.216	3:05.775	126	23.626	210	21.815	175		14	1:33.625	49.619	132	22.643	215	21.363	176
7	1:29.319	45.232	131	22.579	215	21.508	176									
8	1:29.629	44.965	132	23.246	214	21.418	176									

69	Lando Norris, GBR ,								theoretical besttime: 1:27.837							
1	2:11.715	1:25.555	126	23.971	214	22.189	169		9	5:23.292	4:37.964	129	22.786	215	22.542	177
2	1:30.675	46.290	132	22.883	212	21.502	177		10	1:28.752	44.574	131	22.791	219	21.387	178
3	1:29.156	45.189	130	22.652	214	21.315	177		11	1:27.907	44.499	132	22.414	216	20.994	177
4	1:28.502	44.777	132	22.547	213	21.178	177		12	1:28.343	44.683	133	22.359	220	21.301	180
5	1:31.108	44.705	130	22.578	219	23.825	176		13	1:27.888	44.484	133	22.362	217	21.042	177
6	1:28.864	44.675	132	22.422	216	21.767	177		14	1:28.038	44.578	132	22.385	219	21.075	179
7	1:28.678	44.673	132	22.362	218	21.643	175									
8	1:35.826	46.188	130	22.447	218	27.191										

77	Job Van Uitert, NLD ,								theoretical besttime: 1:29.033							
1	2:23.810	1:36.192	124	24.393	179	23.225	171		9	1:29.350	45.349	132	22.618	215	21.383	175
2	1:31.317	46.315	131	23.042	212	21.960	175		10	1:29.360	45.190	131	22.723	216	21.447	175
3	1:30.893	45.914	131	22.893	213	22.086	173		11	1:29.324	45.249	132	22.564	216	21.511	175
4	1:30.188	45.541	131	22.900	215	21.747	173		12	1:30.183	45.599	132	22.889	219	21.695	174
5	1:29.931	45.501	131	22.807	214	21.623	175		13	1:29.358	45.212	130	22.644	214	21.502	174
6	1:29.727	45.318	131	22.642	216	21.767	176		14	1:29.384	45.313	132	22.663	214	21.408	174
7	1:29.303	45.086	130	22.646	215	21.571	174		15	1:29.649	45.462	131	22.649	215	21.538	175
8	1:29.423	45.281	132	22.617	214	21.525	172		16	1:37.219	46.469	131	22.816	215	27.934	

99	Ralf Aron, EST ,								theoretical besttime: 1:28.262							
1	2:24.272	1:28.091	126	23.551	207	32.630			9	1:28.757	44.876	132	22.504	218	21.377	177
2	2:09.291	1:24.290	130	23.279	206	21.722	176		10	1:28.521	44.892	131	22.461	217	21.168	178
3	1:29.230	45.235	130	22.667	214	21.328	177		11	1:28.698	44.966	132	22.523	215	21.209	178
4	1:29.026	45.064	131	22.639	216	21.323	176		12	1:28.381	44.832	132	22.467	218	21.082	179
5	1:36.193	45.197	131	22.529	216	28.467			13	1:28.476	44.745	131	22.503	216	21.228	177
6	3:38.075	2:52.447	129	23.604	209	22.024	174		14	1:28.517	44.792	132	22.550	217	21.175	178
7	1:31.739	47.025	130	23.071	209	21.643	176		15	1:28.571	44.829	132	22.435	218	21.307	177
8	1:29.013	45.078	131	22.554	217	21.381	177									



ADAC Formel 4

Lap analysis Free Practice 2



Provisional

DMSB Reg. Nr.: 213/2015



Nürburgring, Length: 3629 m
Air temperature: 21.0°C
Track temperature: 27.1°C
Weather condition: Dry

Friday 14.8.2015 12:50

Lap	Time	SE1	SP1	SE2	SP2	SE3	SP3	TSP	Lap	Time	SE1	SP1	SE2	SP2	SE3	SP3	TSP
-----	------	-----	-----	-----	-----	-----	-----	-----	-----	------	-----	-----	-----	-----	-----	-----	-----