

# ADAC Formel 4

## Result List Free Practice 1



Provisional

**DMSB** Reg. Nr.: 213/2015

Friday 14.8.2015 10:20



Nürburgring, Length: 3629 m

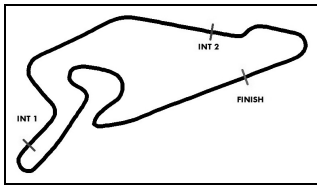
Air temperature: 19.1°C

Track temperature: 23.4°C

Weather condition: Dry

started : 36      classified : 36      not classified : 0

#	Competitor	Sponsor	Lap	Best Time	Gap	Diff	Kph	Day Time
Cl.	Drivers	Car						
1	27 HTP Juniorteam M.Dienst(DEU)	ADAC Formel 4 powered by Abarth	11	1:28.053			148,4	10:43:28
2	28 HTP Juniorteam J.Esmeijer(NLD)	ADAC Formel 4 powered by Abarth	12	1:28.620	0.567	0.567	147,4	10:45:55
3	4 ADAC Berlin-Brandenburg e.V. R.Shwartzman(RUS)	ADAC Formel 4 powered by Abarth	10	1:28.651	0.598	0.031	147,4	10:45:54
4	99 Prema Powerteam R.Aron(EST)	ADAC Formel 4 powered by Abarth	10	1:28.961	0.908	0.310	146,9	10:45:15
5	69 ADAC Berlin-Brandenburg e.V. R N.Lando(GBR)	ADAC Formel 4 powered by Abarth	6	1:28.993	0.940	0.032	146,8	10:43:21
6	36 Van Amersfoort Racing J.Mawson(AUS)	ADAC Formel 4 powered by Abarth	12	1:28.999	0.946	0.006	146,8	10:44:06
7	26 Van Amersfoort Racing H.Newey(GBR)	ADAC Formel 4 powered by Abarth	12	1:29.105	1.052	0.106	146,6	10:44:07
8	62 Prema Powerteam G.Raucci(BRA)	ADAC Formel 4 powered by Abarth	8	1:29.222	1.169	0.117	146,4	10:42:20
9	16 Jenzer Motorsport GmbH M.Böckmann(DEU)	ADAC Formel 4 powered by Abarth	9	1:29.247	1.194	0.025	146,4	10:39:34
10	2 Neuhauser Racing T.Zimmermann(DEU)	ADAC Formel 4 powered by Abarth	12	1:29.388	1.335	0.141	146,2	10:45:09
11	34 Toni Wolf R T.Wolf(DEU)	ADAC Formel 4 powered by Abarth	8	1:29.496	1.443	0.108	146,0	10:40:05
12	25 Van Amersfoort Racing R M.Schumacher(DEU)	ADAC Formel 4 powered by Abarth	9	1:29.526	1.473	0.030	145,9	10:45:45
13	8 Motopark R J.Fittje(DEU)	ADAC Formel 4 powered by Abarth	12	1:29.685	1.632	0.159	145,7	10:44:46
14	9 Motopark R J.Cecotto(VEN)	ADAC Formel 4 powered by Abarth	11	1:29.754	1.701	0.069	145,6	10:42:53
15	37 Van Amersfoort Racing R K.Laliberte(CDN)	ADAC Formel 4 powered by Abarth	11	1:29.803	1.750	0.049	145,5	10:42:41
16	7 Motopark J.Eriksson(SWE)	ADAC Formel 4 powered by Abarth	5	1:29.823	1.770	0.020	145,4	10:28:14
17	18 Race Performance G.Maggi(CHE)	ADAC Formel 4 powered by Abarth	11	1:29.823	1.770		145,4	10:42:49
18	10 Motopark M.Waldherr(DEU)	ADAC Formel 4 powered by Abarth	10	1:29.844	1.791	0.021	145,4	10:42:45
19	77 Provily Racing R J.Van Uiter(NLD)	ADAC Formel 4 powered by Abarth	12	1:29.882	1.829	0.038	145,4	10:44:33
20	44 RS-Competition R G.Rupp(DEU)	ADAC Formel 4 powered by Abarth	10	1:29.915	1.862	0.033	145,3	10:43:20
21	41 Jenzer Motorsport R N.Rindlisbacher(CHE)	ADAC Formel 4 powered by Abarth	10	1:29.975	1.922	0.060	145,2	10:41:49
22	20 SMG Swiss Motorsport Group N.Rogivue(CHE)	ADAC Formel 4 powered by Abarth	10	1:30.066	2.013	0.091	145,1	10:41:36
23	6 ADAC Berlin-Brandenburg e.V. R M.Ortmann(DEU)	ADAC Formel 4 powered by Abarth	9	1:30.166	2.113	0.100	144,9	10:44:30
24	1 Neuhauser Racing K.Schramm(DEU)	ADAC Formel 4 powered by Abarth	5	1:30.185	2.132	0.019	144,9	10:28:03
25	24 Robin Brezina R R.Brezina(DEU)	ADAC Formel 4 powered by Abarth	10	1:30.226	2.173	0.041	144,8	10:44:40



# ADAC Formel 4

## Result List Free Practice 1



Provisional

**DMSB** Reg. Nr.: 213/2015

Friday 14.8.2015 10:20



Nürburgring, Length: 3629 m  
Air temperature: 19.1°C  
Track temperature: 23.4°C  
Weather condition: Dry

started : 36      classified : 36      not classified : 0

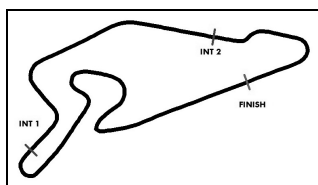
#	Competitor	Sponsor	Lap	Best Time	Gap	Diff	Kph	Day Time
Cl.	Drivers	Car						
26	30 <b>Team Scheider</b> J.Kremer(DEU)	ADAC Formel 4 powered by Abarth	10	<b>1:30.273</b>	2.220	0.047	144,7	10:41:20
27	13 <b>Team piroports</b> C.Piro(DEU)	ADAC Formel 4 powered by Abarth	10	<b>1:30.329</b>	2.276	0.056	144,6	10:43:11
28	14 <b>Jenzer Motorsport GmbH</b> M.Müller-Crepon(DEU)	ADAC Formel 4 powered by Abarth	11	<b>1:30.391</b>	2.338	0.062	144,5	10:42:48
29	38 <b>Liqui Moly Team Engstler</b> R L.Engstler(DEU)	ADAC Formel 4 powered by Abarth	13	<b>1:30.716</b>	2.663	0.325	144,0	10:46:16
30	35 <b>HTP Juniorteam</b> R C.Schreiner(DEU)	ADAC Formel 4 powered by Abarth	12	<b>1:30.740</b>	2.687	0.024	144,0	10:46:22
31	3 <b>ADAC Berlin-Brandenburg e.V.</b> R B.Mazatis(DEU)	ADAC Formel 4 powered by Abarth	9	<b>1:30.901</b>	2.848	0.161	143,7	10:44:48
32	33 <b>RS-Competition</b> J.Jonck(DNK)	ADAC Formel 4 powered by Abarth	4	<b>1:31.157</b>	3.104	0.256	143,3	10:27:06
33	46 <b>Team Scheider</b> M.Auricchio(BRA)	ADAC Formel 4 powered by Abarth	8	<b>1:31.653</b>	3.600	0.496	142,5	10:39:57
34	5 <b>ADAC Berlin-Brandenburg e.V.</b> R D.Beckmann(DEU)	ADAC Formel 4 powered by Abarth	6	<b>1:32.334</b>	4.281	0.681	141,5	10:38:45
35	21 <b>Liqui Moly Team Engstler</b> R M.Halder(DEU)	ADAC Formel 4 powered by Abarth	12	<b>1:32.660</b>	4.607	0.326	141,0	10:46:24
36	55 <b>Race Performance</b> R M.Niederhauser(CHE)	ADAC Formel 4 powered by Abarth	8	<b>1:32.822</b>	4.769	0.162	140,7	10:40:01

**Subject to final scrutineering!**

Publications Time:

Clerk of the course:

Time Keeping:



# ADAC Formel 4

## Lap analysis Free Practice 1



Provisional

**DMSB** Reg. Nr.: 213/2015



Nürburgring, Length: 3629 m

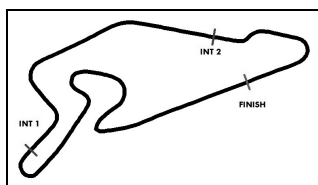
Air temperature: 19.1°C

Track temperature: 23.4°C

Weather condition: Dry

Friday 14.8.2015 10:20

Lap	Time	SE1	SP1	SE2	SP2	SE3	SP3	TSP	Lap	Time	SE1	SP1	SE2	SP2	SE3	SP3	TSP
<b>1 Kim Luis Schramm, DEU ,</b>									<b>theoretical besttime: 1:29.890</b>								
1	1:57.024	1:06.526	120	25.954	172	24.544	155		8	1:30.482	45.654	131	23.094	212	21.734	171	
2	1:35.001	48.829	129	23.160	<b>215</b>	23.012	174		9	1:30.277	45.877	131	22.814	214	21.586	174	
3	1:31.268	46.060	126	23.114	213	22.094	172		10	1:30.219	45.766	129	22.934	214	<b>21.519</b>	174	
4	1:30.403	45.935	128	22.849	213	21.619	<b>174</b>		11	1:30.815	46.225	<b>131</b>	22.961	214	21.629	173	
5	<b>1:30.185</b>	<b>45.647</b>	130	<b>22.724</b>	214	21.814	174		12	1:30.810	45.806	126	23.141	214	21.863	173	
6	1:48.045	46.410	117	25.816	154	35.819											
7	7:42.840	6:58.253	128	22.884	215	21.703	174										
<b>2 Tim Zimmermann, DEU ,</b>									<b>theoretical besttime: 1:29.373</b>								
1	1:54.849	1:04.106	116	26.097	178	24.646	167		8	1:30.273	45.655	130	22.782	214	21.836	174	
2	1:36.970	50.425	124	23.494	214	23.051	172		9	1:29.756	45.533	127	22.717	214	21.506	174	
3	1:32.775	47.577	128	22.951	213	22.247	170		10	1:29.840	45.568	127	22.719	214	21.553	175	
4	1:30.689	46.090	127	22.829	213	21.770	174		11	1:29.576	<b>45.381</b>	<b>130</b>	22.651	214	21.544	174	
5	1:30.002	45.654	129	22.762	213	21.586	175		<b>12</b>	<b>1:29.388</b>	45.396	130	<b>22.573</b>	<b>215</b>	<b>21.419</b>	<b>176</b>	
6	1:49.862	46.059	127	26.829	142	36.974											
7	7:45.042	6:59.790	128	23.155	213	22.097	173										
<b>3 Benjamin Mazatis, DEU ,</b>									<b>theoretical besttime: 1:30.873</b>								
1	2:37.393	1:26.781	97	28.919	180	41.693			7	1:32.579	47.021	130	23.157	212	22.401	174	
2	4:45.424	3:52.651	103	27.652	204	25.121	171		8	1:32.529	46.599	130	23.287	212	22.643	<b>176</b>	
3	1:50.708	50.300	123	25.825	203	34.583			<b>9</b>	<b>1:30.901</b>	<b>45.955</b>	130	<b>22.919</b>	<b>213</b>	22.027	174	
4	7:45.262	6:56.937	121	25.082	211	23.243	172		10	1:32.972	47.787	130	23.186	212	<b>21.999</b>	172	
5	1:35.274	48.252	129	23.560	212	23.462	173										
6	1:38.413	52.240	<b>131</b>	23.433	<b>213</b>	22.740	174										
<b>4 Robert Shwartzman, RUS ,</b>									<b>theoretical besttime: 1:28.651</b>								
1	2:46.506	1:45.207	116	27.165	178	34.134			7	1:29.212	45.185	133	22.653	215	21.374	176	
2	5:05.649	4:16.806	124	24.262	208	24.581	172		8	1:35.769	51.178	117	23.189	214	21.402	177	
3	1:44.212	47.033	129	23.271	212	33.908			9	1:28.883	45.023	132	22.579	215	21.281	176	
4	7:15.632	6:29.869	130	23.518	214	22.245	176		<b>10</b>	<b>1:28.651</b>	<b>44.868</b>	<b>134</b>	<b>22.535</b>	<b>216</b>	<b>21.248</b>	<b>178</b>	
5	1:30.548	45.848	133	22.989	214	21.711	175										
6	1:29.771	45.415	131	22.823	213	21.533	175										
<b>5 David Beckmann, DEU ,</b>									<b>theoretical besttime: 1:32.183</b>								
1	2:10.112	1:17.145	112	28.721	158	24.246	156		<b>6</b>	<b>1:32.334</b>	<b>46.887</b>	127	23.294	206	<b>22.153</b>	<b>169</b>	
2	1:43.089	49.880	125	23.892	196	29.317			7	1:38.474	48.084	127	<b>23.143</b>	<b>207</b>	27.247		
3	4:31.850	3:45.485	125	23.699	205	22.666	167		8	5:35.375	4:49.644	<b>128</b>	23.298	206	22.433	165	
4	1:43.209	48.556	125	23.556	204	31.097											
5	7:05.197	6:18.428	126	24.067	200	22.702	165										
<b>6 Mike David Ortmann, DEU ,</b>									<b>theoretical besttime: 1:30.122</b>								
1	2:37.934	1:34.219	117	28.372	181	35.343			7	1:31.102	46.040	131	23.198	212	21.864	173	
2	5:49.213	4:57.008	125	26.758	122	25.447	173		8	1:31.160	46.501	130	23.102	212	21.557	174	
3	1:45.715	49.192	116	26.532	166	29.991			<b>9</b>	<b>1:30.166</b>	45.657	<b>131</b>	22.953	212	<b>21.556</b>	175	
4	6:41.129	5:54.603	126	23.979	205	22.547	175		10	1:30.190	<b>45.625</b>	130	<b>22.941</b>	214	21.624	<b>176</b>	
5	1:32.761	47.203	128	23.419	214	22.139	175										
6	1:31.206	46.155	130	23.125	<b>214</b>	21.926	175										
<b>7 Joel Eriksson, SWE ,</b>									<b>theoretical besttime: 1:29.567</b>								
1	2:01.041	1:09.294	122	26.197	193	25.550	137		4	1:30.336	45.888	127	22.874	210	<b>21.574</b>	<b>179</b>	
2	1:40.109	51.519	126	25.732	159	22.858	174		<b>5</b>	<b>1:29.823</b>	<b>45.271</b>	128	<b>22.722</b>	<b>218</b>	21.830	150	
3	1:32.820	47.912	<b>129</b>	23.107	207	21.801	177										



# ADAC Formel 4

## Lap analysis Free Practice 1



Provisional

**DMSB** Reg. Nr.: 213/2015



Nürburgring, Length: 3629 m

Air temperature: 19.1°C

Track temperature: 23.4°C

Weather condition: Dry

Friday 14.8.2015 10:20

Lap	Time	SE1	SP1	SE2	SP2	SE3	SP3	TSP	Lap	Time	SE1	SP1	SE2	SP2	SE3	SP3	TSP
<b>8 Jannes Fittje, DEU ,</b>									<b>theoretical besttime: 1:29.643</b>								
1	2:00.961	1:09.793	122	26.523	177	24.645	169		8	1:33.760	46.846	130	23.410	201	23.504	174	
2	1:37.673	50.067	126	25.067	187	22.539	167		9	1:31.484	45.549	130	22.821	215	23.114	174	
3	1:33.365	46.792	128	23.403	199	23.170	176		10	1:30.892	45.722	<b>130</b>	<b>22.636</b>	<b>219</b>	22.534	<b>177</b>	
4	1:30.354	45.804	129	22.935	215	21.615	176		11	1:30.655	45.753	130	23.001	214	21.901	174	
5	1:31.267	46.397	128	22.965	215	21.905	176		<b>12</b>	<b>1:29.685</b>	<b>45.458</b>	130	22.678	215	<b>21.549</b>	176	
6	1:47.453	45.975	129	28.269	164	33.209											
7	7:09.058	6:22.062	126	24.350	191	22.646	172										

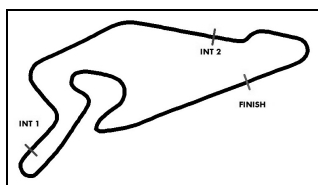
<b>9 Jonathan Cecotto, VEN ,</b>									<b>theoretical besttime: 1:29.645</b>								
1	2:07.391	1:14.404	119	28.171	150	24.816	169		9	1:35.951	46.120	129	27.779	197	22.052	177	
2	1:38.197	50.603	126	23.953	206	23.641	171		10	1:30.102	45.784	131	22.731	216	21.587	177	
3	1:33.201	47.473	128	23.469	211	22.259	176		<b>11</b>	<b>1:29.754</b>	<b>45.492</b>	130	22.675	216	21.587	176	
4	1:31.161	46.323	126	23.043	214	21.795	<b>177</b>		12	1:29.880	45.727	<b>132</b>	<b>22.649</b>	216	<b>21.504</b>	176	
5	1:31.677	46.338	125	23.312	214	22.027	176		13	1:29.954	45.618	129	22.720	218	21.616	175	
6	1:43.402	48.951	127	23.436	213	31.015			14	1:30.165	45.835	131	22.778	216	21.552	175	
7	6:41.027	5:55.258	130	23.411	201	22.358	177										
8	1:31.782	46.936	127	22.810	<b>218</b>	22.036	176										

<b>10 Michael Waldherr, DEU ,</b>									<b>theoretical besttime: 1:29.730</b>								
1	3:13.346	2:18.764	112	28.948	139	25.634	168		8	1:29.853	<b>45.656</b>	129	22.636	218	21.561	176	
2	1:34.890	48.571	128	23.215	217	23.104	175		9	1:29.981	45.861	129	22.635	218	<b>21.485</b>	175	
3	1:32.295	46.902	127	23.004	215	22.389	<b>178</b>		<b>10</b>	<b>1:29.844</b>	45.698	131	22.612	218	21.534	175	
4	1:30.514	46.255	129	22.638	220	21.621	177		11	1:30.667	46.305	127	22.683	222	21.679	177	
5	1:44.510	45.994	129	22.609	217	35.907			12	1:30.241	45.804	<b>131</b>	22.809	218	21.628	176	
6	7:09.990	6:25.160	130	22.902	221	21.928	176										
7	1:30.470	46.011	128	<b>22.589</b>	<b>223</b>	21.870	178										

<b>13 Cedric Piro, DEU ,</b>									<b>theoretical besttime: 1:30.291</b>								
1	3:04.587	2:09.453	117	30.245	138	24.889	170		8	1:31.528	46.632	129	<b>22.816</b>	218	22.080	175	
2	1:35.321	48.909	127	23.790	210	22.622	174		9	1:30.544	45.887	<b>131</b>	22.877	215	21.780	175	
3	1:32.638	46.922	126	23.385	214	22.331	175		<b>10</b>	<b>1:30.329</b>	<b>45.799</b>	128	22.854	215	<b>21.676</b>	<b>175</b>	
4	1:31.732	46.355	127	23.013	216	22.364	174		11	1:30.648	45.880	127	23.015	215	21.753	174	
5	1:41.574	46.258	129	23.194	198	32.122			12	1:31.028	46.028	128	22.844	<b>219</b>	22.156	174	
6	7:41.916	6:56.646	127	23.342	211	21.928	174		13	1:30.620	45.927	128	22.894	215	21.799	174	
7	1:31.203	46.372	129	22.891	215	21.940	173										

<b>14 Moritz Müller-Crepon, DEU ,</b>									<b>theoretical besttime: 1:30.327</b>								
1	1:55.548	1:04.572	120	26.200	174	24.776	168		8	1:31.458	46.329	129	23.006	211	22.123	173	
2	1:37.063	49.149	125	23.850	208	24.064	172		9	1:31.193	46.623	128	<b>22.842</b>	213	21.728	174	
3	1:32.856	47.344	127	23.460	207	22.052	172		10	1:31.595	47.058	<b>129</b>	22.868	211	21.669	<b>174</b>	
4	1:32.535	47.230	126	23.284	208	22.021	171		<b>11</b>	<b>1:30.391</b>	<b>45.822</b>	129	22.850	213	21.719	172	
5	1:31.458	46.436	127	23.138	209	21.884	172		12	1:30.685	45.893	129	22.914	213	21.878	173	
6	1:46.689	46.159	129	23.444	142	37.086			13	1:30.400	45.870	129	22.867	<b>214</b>	<b>21.663</b>	174	
7	6:47.930	6:02.266	128	23.505	208	22.159	174										

<b>16 Marek Böckmann, DEU ,</b>									<b>theoretical besttime: 1:29.060</b>								
1	1:50.270	1:00.034	118	26.492	184	23.744	169		8	1:29.481	45.558	131	22.562	215	<b>21.361</b>	175	
2	1:34.589	48.050	126	23.977	192	22.562	171		<b>9</b>	<b>1:29.247</b>	<b>45.242</b>	130	<b>22.457</b>	214	21.548	173	
3	1:30.878	46.204	130	22.971	211	21.703	173		10	1:29.952	45.713	131	22.735	214	21.504	175	
4	1:30.215	45.731	129	22.813	213	21.671	<b>176</b>		11	1:29.342	45.429	<b>133</b>	22.474	215	21.439	175	
5	1:29.742	45.589	131	22.685	213	21.468	176		12	1:29.437	45.374	130	22.638	214	21.425	175	
6	1:48.619	45.721	128	23.351	186	39.547			13	1:29.741	45.260	129	22.551	<b>216</b>	21.930	175	
7	6:51.363	6:07.086	130	22.769	214	21.508	175										



# ADAC Formel 4

## Lap analysis Free Practice 1



Provisional

**DMSB** Reg. Nr.: 213/2015



Nürburgring, Length: 3629 m

Air temperature: 19.1°C

Track temperature: 23.4°C

Weather condition: Dry

Friday 14.8.2015 10:20

Lap	Time	SE1	SP1	SE2	SP2	SE3	SP3	TSP	Lap	Time	SE1	SP1	SE2	SP2	SE3	SP3	TSP
<b>18</b>	Giorgio Maggi, CHE ,								<b>theoretical besttime: 1:29.823</b>								
1	2:08.430	1:14.905	118	28.496	161	25.029	155		8	1:30.910	46.352	130	22.841	<b>216</b>	21.717	176	
2	1:39.269	50.926	126	24.888	172	23.455	167		9	1:31.163	46.321	129	23.172	212	21.670	173	
3	1:33.720	47.950	128	23.278	213	22.492	173		10	1:30.380	45.877	130	22.778	215	21.725	174	
4	1:31.898	46.766	125	23.253	211	21.879	173		<b>11</b>	<b>1:29.823</b>	<b>45.625</b>	129	<b>22.708</b>	215	<b>21.490</b>	174	
5	1:31.889	46.645	126	23.046	215	22.198	<b>176</b>		12	1:30.318	45.818	<b>130</b>	22.772	216	21.728	172	
6	1:41.762	46.713	128	23.671	207	31.378											
7	6:40.345	5:55.302	129	23.116	215	21.927	173										

<b>20</b>	Nikolaj Rogivue, CHE ,								<b>theoretical besttime: 1:30.066</b>								
1	2:31.963	1:37.593	108	27.980	170	26.390	142		8	1:30.958	46.235	<b>131</b>	22.790	<b>219</b>	21.933	175	
2	1:43.439	53.104	122	26.180	165	24.155	155		9	1:30.880	46.325	127	22.800	216	21.755	176	
3	1:38.051	50.901	126	24.073	214	23.077	171		<b>10</b>	<b>1:30.066</b>	<b>45.700</b>	128	<b>22.721</b>	217	<b>21.645</b>	<b>176</b>	
4	1:32.481	47.056	128	23.244	214	22.181	175		11	1:30.697	45.794	129	23.153	216	21.750	176	
5	1:32.489	47.356	125	23.340	215	21.793	175		12	1:30.780	46.052	130	22.959	216	21.769	175	
6	1:57.613	55.662	121	26.040	187	35.911			13	1:30.794	46.248	130	22.791	217	21.755	174	
7	6:08.484	5:21.916	127	23.425	218	23.143	174		14	1:51.516	45.900	128	22.750	217	42.866		

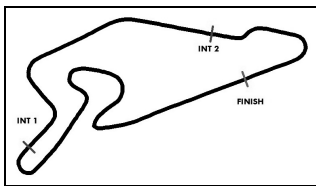
<b>21</b>	Michelle Halder, DEU ,								<b>theoretical besttime: 1:32.277</b>								
1	2:35.042	1:40.693	114	28.078	154	26.271	165		8	1:32.691	46.888	<b>130</b>	23.413	<b>215</b>	22.390	<b>176</b>	
2	1:41.666	52.064	122	25.391	167	24.211	170		9	1:32.711	46.911	129	23.325	214	22.475	175	
3	1:36.970	49.003	124	24.282	211	23.685	175		10	1:32.797	47.176	127	<b>23.292</b>	215	<b>22.329</b>	175	
4	1:36.166	49.562	126	23.896	214	22.708	173		11	1:33.371	<b>46.656</b>	127	23.327	213	23.388	174	
5	1:46.208	47.534	127	23.797	212	34.877			<b>12</b>	<b>1:32.660</b>	46.855	129	23.303	214	22.502	168	
6	7:50.882	7:04.554	126	23.781	212	22.547	174										
7	1:33.566	47.462	128	23.404	214	22.700	174										

<b>24</b>	Robin Brezina, DEU ,								<b>theoretical besttime: 1:29.906</b>								
1	2:55.930	2:02.682	119	27.802	115	25.446	167			1:30.322	46.146	128	22.967	213	21.209	173	
2	1:35.324	49.392	128	23.777	211	22.155	173		8	1:30.353	45.973	131	<b>22.713</b>	214	<b>21.667</b>	175	
3	1:32.398	47.083	131	23.559	212	21.756	175		9	1:30.813	46.055	130	22.909	214	21.849	174	
4	1:30.964	46.135	130	22.788	214	22.041	175		<b>10</b>	<b>1:30.226</b>	<b>45.526</b>	<b>132</b>	22.746	<b>216</b>	21.954	172	
5	1:49.340	47.242	126	23.013	213	39.085			11	1:30.872	46.312	129	22.786	215	21.774	<b>175</b>	
6	7:37.436	6:51.858	128	23.176	215	22.402	173										
7	1:36.978	48.660	131	23.031	213	25.287	174										

<b>25</b>	Mick Schumacher, DEU ,								<b>theoretical besttime: 1:29.408</b>								
1	2:06.908	1:02.983	122	29.003	106	34.922			6	1:29.559	45.284	130	22.761	215	<b>21.514</b>	176	
2	4:14.180	3:06.636	94	32.398	132	35.146			7	1:29.567	45.308	132	22.700	<b>217</b>	21.559	175	
3	10:22.732	9:36.650	128	23.772	208	22.310	174		8	1:29.675	45.398	<b>132</b>	22.744	214	21.533	174	
4	1:32.665	47.106	127	23.184	215	22.375	177		<b>9</b>	<b>1:29.526</b>	<b>45.198</b>	131	<b>22.696</b>	215	21.632	167	
5	1:30.550	46.091	131	22.883	216	21.576	<b>177</b>										

<b>26</b>	Harrison Newey, GBR ,								<b>theoretical besttime: 1:29.073</b>								
1	1:47.897	59.005	122	25.620	183	23.272	169		8	1:29.620	45.511	131	<b>22.580</b>	214	21.529	175	
2	1:33.219	47.705	127	23.481	206	22.033	175		9	1:29.496	45.288	130	22.581	214	21.627	175	
3	1:30.984	46.179	127	23.050	212	21.755	176		10	1:31.020	46.466	122	22.886	213	21.668	175	
4	1:31.229	46.057	<b>131</b>	23.233	213	21.939	176		11	1:29.598	45.455	128	22.717	215	21.426	<b>176</b>	
5	1:30.733	46.005	129	22.874	<b>218</b>	21.854	176		<b>12</b>	<b>1:29.105</b>	<b>45.117</b>	131	22.612	215	<b>21.376</b>	176	
6	1:43.683	45.556	129	23.423	206	34.704			13	1:29.602	45.297	128	22.701	214	21.604	175	
7	7:01.300	6:16.127	131	23.284	205	21.889	174										

<b>27</b>	Marvin Dienst, DEU ,								<b>theoretical besttime: 1:28.001</b>								
1	2:46.363	1:52.346	113	29.240	146	24.777	162		8	1:28.822	45.097	131	22.500	216	21.225	177	
2	1:38.148	50.530	122	25.141	192	22.477	174		9	1:28.731	44.705	133	22.389	217	21.637	176	
3	1:32.323	46.086	131	24.325	213	21.912	178		10	1:35.233	45.113	132	26.992	146	23.128	177	
4	1:29.677	45.561	131	22.670	217	21.446	<b>179</b>		<b>11</b>	<b>1:28.053</b>	<b>44.594</b>	<b>133</b>	22.332	217	21.127	177	
5	1:30.215	45.543	112	23.076	215	21.596	126		12	1:28.070	44.663	133	<b>22.284</b>	<b>218</b>	<b>21.123</b>	178	



# ADAC Formel 4

## Lap analysis Free Practice 1



Provisional

**DMSB** Reg. Nr.: 213/2015



Nürburgring, Length: 3629 m  
 Air temperature: 19.1°C  
 Track temperature: 23.4°C  
 Weather condition: Dry

Friday 14.8.2015 10:20

Lap	Time	SE1	SP1	SE2	SP2	SE3	SP3	TSP	Lap	Time	SE1	SP1	SE2	SP2	SE3	SP3	TSP
6	1:55.262	56.344	115	25.618	182	33.300											
7	6:35.597	5:51.378	131	22.719	215	21.500	176										

**28** Janneau Esmeijer, NLD , **theoretical besttime: 1:28.491**

1	2:36.166	1:32.915	101	33.145	128	30.106	119		8	1:29.074	45.204	131	22.481	216	21.389	177	
2	1:50.894	58.803	119	26.884	175	25.207	149		9	1:30.449	45.922	129	23.090	217	21.437	<b>179</b>	
3	1:35.971	49.683	127	23.535	179	22.753	176		10	1:28.644	45.010	131	22.311	218	21.323	177	
4	1:30.465	45.973	129	22.855	214	21.637	177		11	1:28.669	<b>44.948</b>	131	22.320	220	21.401	178	
5	1:44.116	45.777	131	22.607	217	35.732			<b>12</b>	<b>1:28.620</b>	45.077	<b>131</b>	<b>22.253</b>	<b>221</b>	<b>21.290</b>	178	
6	7:42.299	6:57.060	129	23.161	208	22.078	176										
7	1:29.843	45.652	130	22.648	215	21.543	177										

**30** Jason Kremer, DEU , **theoretical besttime: 1:29.934**

1	1:51.918	1:01.085	115	26.495	172	24.338	163		7	6:59.191	6:13.901	127	23.300	214	21.990	<b>176</b>	
2	1:34.951	48.821	126	23.739	208	22.391	173		8	1:30.604	45.815	128	23.099	214	21.690	174	
3	1:31.967	46.553	128	23.506	209	21.908	173		9	1:33.693	48.585	122	23.474	211	21.634	173	
4	1:30.971	46.108	129	23.067	211	21.796	171		<b>10</b>	<b>1:30.273</b>	45.904	127	22.886	214	<b>21.483</b>	172	
5	1:30.664	45.723	129	23.187	210	21.754	175		11	1:38.703	<b>45.577</b>	<b>130</b>	<b>22.874</b>	<b>214</b>	30.252		
6	1:46.624	46.398	124	23.336	211	36.890											

**33** Jan Jonck, DNK , **theoretical besttime: 1:31.157**

1	2:28.292	1:36.057	112	27.390	182	24.845	169		3	1:32.230	46.884	124	23.354	212	21.992	<b>174</b>	
2	1:35.204	48.674	129	24.057	208	22.473	173		<b>4</b>	<b>1:31.157</b>	<b>46.182</b>	<b>129</b>	<b>22.993</b>	<b>212</b>	<b>21.982</b>	173	

**34** Toni Wolf, DEU , **theoretical besttime: 1:29.398**

1	2:33.362	1:39.080	108	28.086	164	26.196	152		<b>8</b>	<b>1:29.496</b>	45.435	129	22.563	217	<b>21.498</b>	177	
2	1:42.743	52.436	124	26.121	159	24.186	164		9	1:29.758	<b>45.380</b>	129	<b>22.520</b>	219	21.858	176	
3	1:37.675	50.650	122	24.598	205	22.427	177		10	1:29.871	45.676	122	22.670	218	21.525	177	
4	1:32.584	47.152	128	23.091	213	22.341	177		11	1:29.646	45.485	<b>131</b>	22.631	218	21.530	177	
5	1:41.366	47.303	130	23.456	218	30.607			12	1:29.704	45.510	123	22.618	<b>222</b>	21.576	177	
6	7:57.654	7:12.250	125	23.363	211	22.041	178		13	1:45.925	46.599	128	24.204	193	35.122		
7	1:30.336	45.971	129	22.655	220	21.710	<b>178</b>										

**35** Carrie Schreiner, DEU , **theoretical besttime: 1:30.654**

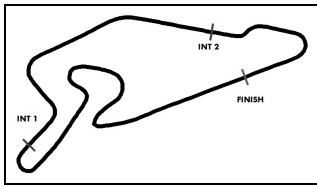
1	2:45.404	1:46.180	110	31.859	141	27.365	133		8	1:31.010	45.905	130	23.104	212	<b>22.001</b>	173	
2	1:48.049	55.508	121	28.265	155	24.276	172		9	1:30.901	45.901	132	22.947	213	22.053	173	
3	1:37.761	50.344	129	23.835	211	23.582	174		10	1:31.083	45.870	130	22.946	215	22.267	<b>174</b>	
4	1:32.756	46.871	130	23.262	212	22.623	171		11	1:32.177	46.745	127	22.942	<b>217</b>	22.490	172	
5	1:46.623	47.042	131	23.011	214	36.570			<b>12</b>	<b>1:30.740</b>	<b>45.836</b>	<b>132</b>	<b>22.817</b>	215	22.087	174	
6	7:43.905	6:55.318	123	25.761	173	22.826	174										
7	1:31.623	46.497	132	22.892	213	22.234	174										

**36** Joey Mawson, AUS , **theoretical besttime: 1:28.854**

1	1:47.135	59.394	122	24.741	200	23.000	168		8	1:29.626	45.443	<b>132</b>	22.695	216	21.488	176	
2	1:32.728	47.095	126	23.447	204	22.186	175		9	1:29.243	45.149	130	22.670	216	21.424	175	
3	1:30.521	45.955	129	22.786	213	21.780	174		10	1:29.201	<b>44.974</b>	130	22.751	214	21.476	175	
4	1:30.411	45.663	121	22.836	215	21.912	<b>177</b>		11	1:29.122	44.992	131	22.716	215	21.414	175	
5	1:29.381	45.166	130	22.714	214	21.501	175		<b>12</b>	<b>1:28.999</b>	45.119	130	<b>22.545</b>	<b>217</b>	<b>21.335</b>	176	
6	1:42.013	45.368	131	22.795	212	33.850			13	1:29.025	45.020	130	22.656	216	21.349	176	
7	7:07.593	6:22.859	131	22.978	216	21.756	176										

**37** Kami Laliberte, CDN , **theoretical besttime: 1:29.665**

1	1:56.417	1:05.551	119	26.281	179	24.585	158		8	1:31.124	45.873	129	23.392	212	21.859	174	
2	1:38.534	51.154	124	24.522	193	22.858	173		9	1:30.445	45.914	127	22.835	212	21.696	173	
3	1:33.187	47.636	127	23.286	210	22.265	173		10	1:30.089	45.757	127	22.723	213	21.609	174	
4	1:32.469	46.982	127	23.321	211	22.166	173		<b>11</b>	<b>1:29.803</b>	<b>45.432</b>	129	22.720	213	21.651	174	
5	1:31.663	46.850	128	22.796	<b>215</b>	22.017	172		12	1:29.835	45.565	<b>130</b>	22.708	214	<b>21.562</b>	174	
6	1:44.885	46.365	128	24.133	197	34.387			13	1:30.112	45.852	130	<b>22.671</b>	214	21.589	174	



# ADAC Formel 4

## Lap analysis Free Practice 1



Provisional

**DMSB** Reg. Nr.: 213/2015

Friday 14.8.2015 10:20



Nürburgring, Length: 3629 m  
 Air temperature: 19.1°C  
 Track temperature: 23.4°C  
 Weather condition: Dry

Lap	Time	SE1	SP1	SE2	SP2	SE3	SP3	TSP	Lap	Time	SE1	SP1	SE2	SP2	SE3	SP3	TSP
7	6:43.084	5:57.494	127	23.475	207	22.115	<b>176</b>										

### 38 Luca Engstler, DEU ,

**theoretical besttime: 1:30.716**

1	2:24.985	1:32.140	110	26.074	199	26.771	164		8	1:32.199	47.027	128	23.108	213	22.064	174	
2	1:39.900	51.426	120	24.611	207	23.863	171		9	1:34.337	46.837	129	24.042	212	23.458	175	
3	1:35.580	49.036	125	23.923	210	22.621	173		10	1:31.291	46.504	128	22.951	214	21.836	174	
4	1:38.534	47.668	127	23.568	208	27.298	174		11	1:31.733	46.183	128	22.893	213	22.657	174	
5	1:36.043	49.031	125	23.684	209	23.328	170		12	1:31.085	46.139	<b>130</b>	23.140	213	21.806	174	
6	1:50.778	52.442	115	24.945	197	33.391			<b>13</b>	<b>1:30.716</b>	<b>46.132</b>	129	<b>22.813</b>	<b>216</b>	<b>21.771</b>	<b>176</b>	
7	6:19.306	5:31.348	129	24.142	212	23.816	174										

### 41 Nico Rindlisbacher, CHE ,

**theoretical besttime: 1:29.897**

1	2:17.456	1:21.546	105	29.507	150	26.403	158		8	1:30.520	45.799	129	23.019	213	21.702	173	
2	1:45.123	54.056	115	27.243	164	23.824	170		9	1:31.475	46.489	<b>131</b>	23.088	212	21.898	174	
3	1:40.362	49.776	124	25.021	158	25.565	172		<b>10</b>	<b>1:29.975</b>	<b>45.535</b>	129	22.843	213	<b>21.597</b>	176	
4	1:32.120	46.596	128	23.286	209	22.238	171		11	1:30.342	45.791	130	22.875	213	21.676	<b>177</b>	
5	1:30.731	46.046	129	22.878	211	21.807	173		12	1:39.903	55.200	125	22.862	<b>213</b>	21.841	175	
6	1:56.733	56.192	121	23.816	209	36.725			13	1:29.997	45.592	130	<b>22.765</b>	212	21.640	174	
7	6:34.710	5:47.322	128	24.371	132	23.017	173										

### 44 Glenn Rupp, DEU ,

**theoretical besttime: 1:29.844**

1	2:48.036	1:55.856	119	28.055	136	24.125	162		7	1:30.915	46.320	128	22.848	213	21.747	175	
2	1:34.341	48.215	127	23.830	208	22.296	174		8	1:30.408	45.680	129	23.108	213	21.620	175	
3	1:32.116	46.489	129	23.092	213	22.535	175		9	1:29.997	45.691	129	<b>22.752</b>	214	21.554	175	
4	1:33.248	47.607	127	23.674	214	21.967	175		<b>10</b>	<b>1:29.915</b>	<b>45.570</b>	<b>129</b>	22.823	214	<b>21.522</b>	<b>176</b>	
5	1:42.171	46.761	127	23.854	211	31.556			11	1:31.537	45.960	129	22.809	<b>219</b>	22.768	172	
6	8:09.234	7:24.215	128	23.099	212	21.920	173										

### 46 Mauro Auricchio, BRA ,

**theoretical besttime: 1:31.579**

1	1:52.555	1:01.797	116	26.450	182	24.308	164		7	1:32.537	47.284	129	23.356	212	<b>21.897</b>	174	
2	1:36.337	49.902	126	23.901	209	22.534	174		<b>8</b>	<b>1:31.653</b>	<b>46.435</b>	128	23.300	212	21.918	<b>175</b>	
3	1:35.731	47.485	115	24.684	194	23.562	166		9	1:41.424	47.246	118	23.792	<b>215</b>	30.386		
4	1:34.227	47.577	124	23.918	208	22.732	170		10	3:04.176	2:18.603	<b>129</b>	23.484	213	22.089	174	
5	1:46.057	47.109	118	24.140	206	34.808			11	1:31.934	46.595	127	<b>23.247</b>	215	22.092	174	
6	8:28.254	7:40.583	114	24.227	207	23.444	168										

### 55 Marylin Niederhauser, CHE ,

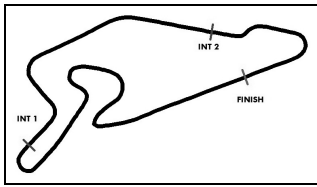
**theoretical besttime: 1:32.510**

1	3:07.724	2:14.379	108	26.788	174	26.557	166		<b>8</b>	<b>1:32.822</b>	47.200	124	23.298	212	22.324	172	
2	1:40.988	52.141	120	24.981	209	23.866	172		9	1:32.828	<b>47.037</b>	<b>128</b>	23.488	212	22.303	174	
3	1:36.629	49.254	124	24.282	212	23.093	173		10	1:32.850	47.377	126	<b>23.244</b>	213	<b>22.229</b>	174	
4	1:35.007	48.449	126	23.775	211	22.783	174		11	1:33.555	47.603	127	23.252	213	22.700	<b>175</b>	
5	1:50.315	47.765	125	23.779	210	38.771			12	1:33.250	47.273	128	23.248	<b>214</b>	22.729	174	
6	7:04.384	6:17.127	124	24.036	203	23.221	172										
7	1:33.173	47.348	128	23.351	212	22.474	173										

### 62 Giuliano Raucci, BRA ,

**theoretical besttime: 1:29.176**

1	2:43.027	1:33.893	108	29.846	140	39.288			7	1:29.743	45.447	131	22.773	214	21.523	174	
2	3:37.453	2:50.483	124	24.218	212	22.752	173		<b>8</b>	<b>1:29.222</b>	<b>45.159</b>	<b>133</b>	22.639	214	<b>21.424</b>	175	
3	1:34.329	48.536	128	22.989	213	22.804	174		9	1:29.312	45.268	131	<b>22.593</b>	<b>215</b>	21.451	175	
4	1:48.428	45.810	128	23.854	186	38.764			10	1:29.996	45.725	125	22.835	214	21.436	175	
5	8:07.594	7:22.654	130	23.093	213	21.847	<b>175</b>										
6	1:30.304	45.759	131	22.853	213	21.692	173										



# ADAC Formel 4

## Lap analysis Free Practice 1



Provisional

**DMSB** Reg. Nr.: 213/2015



Nürburgring, Length: 3629 m  
 Air temperature: 19.1°C  
 Track temperature: 23.4°C  
 Weather condition: Dry

Friday 14.8.2015 10:20

Lap	Time	SE1	SP1	SE2	SP2	SE3	SP3	TSP	Lap	Time	SE1	SP1	SE2	SP2	SE3	SP3	TSP
<b>69</b> Norris Lando, GBR ,									<b>theoretical besttime: 1:28.772</b>								
1	2:18.047	1:19.688	117	27.207	154	31.152			5	1:29.022	45.098	<b>131</b>	22.621	215	<b>21.303</b>	177	
2	14:57.498	14:10.986	125	24.047	198	22.465	172		<b>6</b>	<b>1:28.993</b>	<b>44.872</b>	131	<b>22.597</b>	214	21.524	177	
3	1:31.509	46.757	131	23.062	207	21.690	177		7	1:32.505	45.591	128	24.000	195	22.914	<b>177</b>	
4	1:36.427	47.070	87	27.785	202	21.572	176										
<b>77</b> Job Van Uitert, NLD ,									<b>theoretical besttime: 1:29.746</b>								
1	2:24.952	1:33.093	115	26.575	179	25.284	169		8	1:32.117	45.982	131	23.291	215	22.844	173	
2	1:34.996	48.040	123	23.894	209	23.062	173		9	1:30.006	45.546	<b>132</b>	22.811	214	21.649	174	
3	1:32.021	46.715	128	23.185	210	22.121	173		10	1:30.315	45.586	123	22.894	<b>217</b>	21.835	176	
4	1:30.701	45.732	129	22.955	211	22.014	174		11	1:29.926	45.579	126	<b>22.741</b>	215	21.606	173	
5	1:30.656	46.013	131	22.943	212	21.700	175		<b>12</b>	<b>1:29.882</b>	<b>45.491</b>	130	22.839	216	21.552	175	
6	1:54.632	52.085	112	26.880	184	35.667			13	1:29.952	45.620	127	22.818	215	<b>21.514</b>	174	
7	6:33.710	5:47.305	128	23.447	206	22.958	<b>176</b>										
<b>99</b> Ralf Aron, EST ,									<b>theoretical besttime: 1:28.893</b>								
1	2:33.548	1:29.799	118	26.588	175	37.161			7	1:29.798	45.636	130	22.618	<b>217</b>	21.544	177	
2	3:26.771	2:39.983	125	24.107	208	22.681	173		8	1:28.971	45.080	<b>132</b>	<b>22.539</b>	217	21.352	177	
3	1:32.505	46.991	129	23.414	209	22.100	176		9	1:29.047	<b>45.070</b>	131	22.550	217	21.427	176	
4	1:48.358	47.696	128	23.166	210	37.496			<b>10</b>	<b>1:28.961</b>	45.125	130	22.552	217	<b>21.284</b>	<b>178</b>	
5	8:27.285	7:41.997	130	23.224	208	22.064	172										
6	1:30.046	45.671	131	22.792	215	21.583	176										