

ADAC Formel 4

Result List Race 3

Provisional



Lausitzring, Length: 3442 m

Air temperature: 34.8°C

Track temperature: 48.1°C

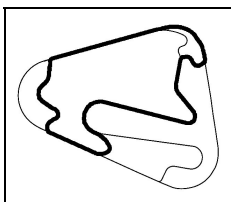
Weather condition: Dry

DMSB Reg. Nr.: 174/15

Sunday 5.7.2015 10:40

started : 34 classified : 26 not classified : 8

#	Competitor	Sponsor	Laps	Total Time	Gap	Kph	Lap	Time	Kph
CI	Drivers	Car							
1	27 HTP Juniorteam M.Dienst(DEU)	ADAC Formel 4 powered by Abarth	20	31:22.557		131,6	16	1:22.245	150,7
2	36 Van Amersfoort Racing J.Mawson(AUS)	ADAC Formel 4 powered by Abarth	20	31:22.927	0.370	131,6	9	1:22.089	150,9
3	4 ADAC Berlin-Brandenburg e.V. R.Shwartzman(RUS)	ADAC Formel 4 powered by Abarth	20	31:23.469	0.912	131,6	15	1:22.305	150,6
4	2 Neuhauser Racing T.Zimmermann(DEU)	ADAC Formel 4 powered by Abarth	20	31:24.129	1.572	131,5	16	1:22.102	150,9
5	6 ADAC Berlin-Brandenburg e.V. R M.Ortmann(DEU)	ADAC Formel 4 powered by Abarth	20	31:24.558	2.001	131,5	15	1:22.189	150,8
6	8 Motopark R J.Fittje(DEU)	ADAC Formel 4 powered by Abarth	20	31:25.009	2.452	131,5	16	1:22.909	149,5
7	10 Motopark M.Waldherr(DEU)	ADAC Formel 4 powered by Abarth	20	31:25.204	2.647	131,5	9	1:22.612	150,0
8	16 Jenzer Motorsport GmbH M.Böckmann(DEU)	ADAC Formel 4 powered by Abarth	20	31:25.792	3.235	131,4	9	1:22.604	150,0
9	7 Motopark J.Eriksson(SWE)	ADAC Formel 4 powered by Abarth	20	31:26.039	3.482	131,4	9	1:22.568	150,1
10	26 Van Amersfoort Racing H.Newey(GBR)	ADAC Formel 4 powered by Abarth	20	31:26.530	3.973	131,4	9	1:22.631	150,0
11	77 Job van Uitert R J.Van Uitert(NLD)	ADAC Formel 4 powered by Abarth	20	31:27.079	4.522	131,3	15	1:22.796	149,7
12	13 Team piroports C.Piro(DEU)	ADAC Formel 4 powered by Abarth	20	31:27.205	4.648	131,3	9	1:23.022	149,3
13	34 Toni Wolf R T.Wolf(DEU)	ADAC Formel 4 powered by Abarth	20	31:27.691	5.134	131,3	10	1:22.834	149,6
14	31 Team Scheider R Y.Shlom(RUS)	ADAC Formel 4 powered by Abarth	20	31:27.795	5.238	131,3	15	1:23.166	149,0
15	15 Jenzer Motorsport GmbH D.Kolkmann(DEU)	ADAC Formel 4 powered by Abarth	20	31:28.079	5.522	131,3	16	1:23.182	149,0
16	20 SMG Swiss Motorsport Group N.Rogivue(CHE)	ADAC Formel 4 powered by Abarth	20	31:28.162	5.605	131,3	10	1:22.802	149,6
17	1 Neuhauser Racing K.Schramm(DEU)	ADAC Formel 4 powered by Abarth	20	31:28.805	6.248	131,2	16	1:23.142	149,0
18	5 ADAC Berlin-Brandenburg e.V. R D.Beckmann(DEU)	ADAC Formel 4 powered by Abarth	20	31:28.817	6.260	131,2	9	1:22.370	150,4
19	46 Team Scheider M.Auricchio(BRA)	ADAC Formel 4 powered by Abarth	20	31:29.419	6.862	131,2	5	1:23.910	147,7
20	44 RS-Competition R G.Rupp(DEU)	ADAC Formel 4 powered by Abarth	20	31:29.620	7.063	131,2	15	1:23.912	147,7
21	24 Robin Brezina R R.Brezina(DEU)	ADAC Formel 4 powered by Abarth	20	31:30.360	7.803	131,1	16	1:24.079	147,4
22	14 Jenzer Motorsport GmbH M.Müller-Crepon(DEU)	ADAC Formel 4 powered by Abarth	20	31:30.729	8.172	131,1	9	1:23.483	148,4
23	9 Motopark R J.Cecotto(VEN)	ADAC Formel 4 powered by Abarth	20	31:32.174	9.617	131,0	9	1:24.460	146,7
24	21 Liqui Moly Team Engstler R M.Halder(DEU)	ADAC Formel 4 powered by Abarth	20	31:34.101	11.544	130,8	16	1:25.231	145,4
25	38 Liqui Moly Team Engstler R L.Engstler(DEU)	ADAC Formel 4 powered by Abarth	20	31:34.156	11.599	130,8	14	1:24.520	146,6



ADAC Formel 4

Result List Race 3

Provisional



Lausitzring, Length: 3442 m

Air temperature: 34.8°C

Track temperature: 48.1°C

Weather condition: Dry

DMSB Reg. Nr.: 174/15

Sunday 5.7.2015 10:40

started : 34 classified : 26 not classified : 8

#	Competitor	Sponsor	Laps	Total Time	Gap	Kph	Lap	Time	Kph
CI	Drivers	Car							
26	17 Jenzer Motorsport GmbH R A.Hoti(DEU)	ADAC Formel 4 powered by Abarth	20	31:36.358	13.801	130,7	7	1:23.120	149,1
not classified									
3	ADAC Berlin-Brandenburg e.V. R B.Mazatis(DEU)	ADAC Formel 4 powered by Abarth	15	23:26.653	5LAPS	132,1	7	1:23.800	147,9
35	HTP Juniorteam R C.Schreiner(DEU)	ADAC Formel 4 powered by Abarth	14	26:45.893	6LAPS	108,0	11	1:25.493	144,9
30	Team Scheider J.Kremer(DEU)	ADAC Formel 4 powered by Abarth	14	28:33.065	6LAPS	101,3	12	1:22.198	150,7
55	Race Performance R M.Niederhauser(CHE)	ADAC Formel 4 powered by Abarth	7	12:56.223	13LAPS	111,7	7	1:27.398	141,8
18	SMG Swiss Motorsport Group G.Maggi(CHE)	ADAC Formel 4 powered by Abarth	4	7:04.187	16LAPS	116,8	2	1:32.765	133,6
28	HTP Juniorteam J.Esmeijer(NLD)	ADAC Formel 4 powered by Abarth	1	1:34.036	19LAPS				
33	RS-Competition J.Jonck(DNK)	ADAC Formel 4 powered by Abarth	1	1:34.107	19LAPS				
25	Van Amersfoort Racing R M.Schumacher(DEU)	ADAC Formel 4 powered by Abarth	1	2:49.572	19LAPS				

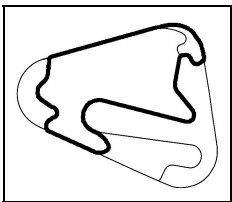
Fastest lap of the race. Car 36 driver Mawson on lap 9. Time 1:22.089, average speed 150,9 km/h.

Subject to final scrutineering!

Publications Time:

Clerk of the course:

Time Keeping:



ADAC Formel 4

Lap chart Race 3

Provisional

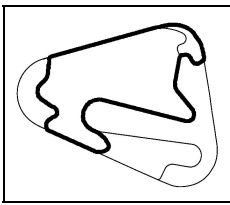


Lausitzring, Length: 3442 m

Sunday 5.7.2015 10:40

POS	1	2	3	4	5	6	7	8	9	10	11	12	13	14	15	16	17	18	19	20	21	22	23	24	25	26	27	28	29	30	31	32	33	34	35
LAP 1	13	6	36	5	4	27	2	8	28	33	26	16	31	14	15	46	10	77	38	34	20	7	21	44	3	1	24	18	17	9	35	.55	.30	.25	
LAP 2	13	36	6	4	27	5	2	8	26	14	16	31	15	46	10	77	38	34	7	20	44	21	3	1	24	18	17	9	.35	55'	30'				
LAP 3	13	36	6	4	27	5	2	8	26	14	16	31	15	46	10	77	38	34	7	20	44	21	3	1	24	18	17	9	55'	35'	30'				
LAP 4	13	36	4	6	27	5	2	8	26	14	16	31	15	46	10	77	38	7	34	20	44	21	3	1	24	17	9	.18	55'	35'	30'				
LAP 5	36	4	27	13	6	5	2	8	26	16	31	15	46	10	77	7	38	34	20	44	1	3	17	24	9	21	14	55'	35'	30'					
LAP 6	36	4	27	6	5	13	2	8	26	16	31	15	10	46	7	77	38	34	20	44	1	17	3	24	9	21	14	55'	35'	30'					
LAP 7	36	4	27	6	2	.5	8	13	26	16	31	10	46	7	15	77	38	34	20	1	44	17	3	24	9	21	14	55'	35'	30'					
LAP 8	36	4	27	6	2	8	13	16	26	10	31	7	46	77	15	34	38	20	1	17	44	3	24	9	5	14	21	35'	30'						
LAP 9	36	4	27	6	2	8	13	16	26	10	7	31	77	15	46	34	20	1	38	44	17	3	24	9	5	14	21	35'	30'						
LAP 10	36	4	27	6	2	8	13	16	26	10	7	31	77	15	46	34	20	1	38	44	17	3	24	5	9	14	21	35'	30'						
LAP 11	36	4	27	6	2	8	13	16	26	10	7	31	77	15	46	34	20	1	38	44	17	3	24	5	9	14	21	35'	30'						
LAP 12	36	4	27	6	2	8	13	16	26	10	7	31	77	15	46	34	20	1	38	44	17	3	5	24	9	14	21	35'	30'						
LAP 13	36	4	27	6	2	8	13	16	10	26	7	31	77	15	34	20	46	38	1	44	17	5	24	3	14	9	21	35'	30'						
LAP 14	36	4	27	6	2	8	13	16	10	26	7	77	31	34	15	20	46	38	1	17	5	44	24	3	14	9	21	.35'	30'						
LAP 15	36	4	27	6	2	8	13	10	16	26	7	77	31	34	15	20	46	1	38	17	5	44	24	3	14	9	21								
LAP 16	36	4	27	6	2	8	10	16	13	7	26	77	31	34	15	20	1	46	5	44	24	14	9	.17	21	38									
LAP 17	36	4	27	6	2	8	10	16	13	7	26	77	31	34	15	20	1	46	5	44	24	14	9	21	38	17									
LAP 18	36	4	27	6	2	8	10	16	13	7	26	77	31	34	15	20	1	46	5	44	24	14	9	21	38	17									
LAP 19	36	4	27	6	2	8	10	16	7	13	26	77	31	34	15	20	1	46	5	44	14	24	9	21	38	17									
LAP 20	27	36	4	2	6	8	10	16	7	26	77	13	34	31	15	20	1	5	46	44	24	14	9	21	38	17									

. - PIT STOP ' - LAP BEHIND



ADAC Formel 4

Lap analysis Race 3

Provisional



Lausitzring, Length: 3442 m
Air temperature: 34.7°C
Track temperature: 48.0°C
Weather condition: Dry

DMSB Reg. Nr.: 174/15

Sunday 5.7.2015 10:40

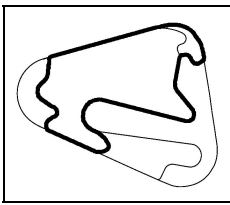
Lap	Time	SE1	SP1	SE2	SP2	SE3	SP3	TSP	Lap	Time	SE1	SP1	SE2	SP2	SE3	SP3	TSP
1 Kim Luis Schramm, DEU ,									theoretical besttime: 1:22.778								
1	1:42.725	42.232	157	24.532	193	35.961	209	134	12	1:49.311	34.831	111	31.975	131	42.505	209	147
2	1:34.537	28.426	135	24.494	178	41.617	147	213	13	1:25.519	27.662	164	22.183	198	35.674	209	216
3	1:57.220	37.685	88	30.730	105	48.805	131	155	14	1:24.374	27.128	159	21.911	199	35.335	210	216
4	1:45.922	33.974	97	31.747	123	40.201	211	143	15	1:24.191	27.023	165	21.912	198	35.256	207	218
5	1:24.560	27.275	161	21.759	197	35.526	207	218	16	1:23.142	25.791	163	21.884	201	35.467	205	213
6	1:23.960	26.681	162	21.830	196	35.449	209	213	17	1:31.790	25.766	164	22.812	163	43.212	144	211
7	1:24.350	26.740	163	22.058	198	35.552	210	214	18	2:03.371	35.738	90	34.201	94	53.432	147	150
8	1:25.651	27.193	161	22.275	197	36.183	208	216	19	1:42.181	34.207	107	30.213	151	37.761	209	140
9	1:24.545	26.140	163	22.122	198	36.283	205	215	20	1:24.859	26.497	164	22.229	201	36.133	208	216
10	1:24.336	26.748	162	21.756	197	35.832	204	207									
11	1:52.261	26.717	163	27.767	114	57.777	134	210									

2 Tim Zimmermann, DEU ,									theoretical besttime: 1:22.102								
1	1:32.702	35.345	161	21.944	199	35.413	209	151	12	1:55.607	37.201	123	32.376	98	46.030	205	172
2	1:30.418	26.807	165	22.611	164	41.000	161	215	13	1:22.843	26.276	164	21.549	201	35.018	211	212
3	1:55.974	37.924	106	31.478	134	46.572	147	166	14	1:23.097	26.445	165	21.521	201	35.131	208	219
4	1:53.374	35.551	118	31.080	144	46.743	208	158	15	1:22.277	25.810	164	21.402	202	35.065	208	214
5	1:24.349	26.849	165	21.911	202	35.589	210	215	16	1:22.102	25.734	165	21.382	203	34.986	210	214
6	1:24.257	26.224	164	22.163	199	35.870	211	217	17	1:37.043	25.906	164	24.451	128	46.686	135	216
7	1:22.666	26.186	163	21.471	200	35.009	207	218	18	2:00.476	34.683	105	33.048	112	52.745	162	141
8	1:22.317	25.840	163	21.439	200	35.038	208	214	19	1:46.872	35.720	126	30.673	114	40.479	207	165
9	1:22.294	25.856	163	21.452	200	34.986	208	215	20	1:24.811	27.368	163	22.087	199	35.356	206	213
10	1:22.755	25.772	163	21.510	192	35.473	188	215									
11	1:57.895	31.961	110	30.941	130	54.993	174	194									

3 Benjamin Mazatis, DEU ,									theoretical besttime: 1:23.688								
1	1:42.279	41.047	152	23.657	197	37.575	206	170	9	1:24.612	27.132	164	21.951	201	35.529	207	214
2	1:34.255	28.473	156	23.906	145	41.876	147	213	10	1:25.730	27.469	162	21.992	201	36.269	203	216
3	1:57.199	37.587	86	30.842	113	48.770	134	159	11	1:52.269	27.461	161	27.067	121	57.741	133	211
4	1:46.562	34.190	94	31.799	128	40.573	207	159	12	1:49.215	35.615	107	31.206	128	42.394	207	153
5	1:26.983	27.650	162	22.895	195	36.438	204	215	13	1:25.363	27.218	164	21.861	200	36.284	207	214
6	1:24.621	27.315	161	21.906	198	35.400	205	211	14	1:24.749	26.619	163	22.024		36.106	205	215
7	1:23.800	26.518	160	21.973	198	35.309	206	213	15	1:24.916	27.411	163	21.947	199	35.558	205	212
8	1:24.100	26.599	161	21.874	199	35.627	207	213									

4 Robert Shwartzman, RUS ,									theoretical besttime: 1:22.182								
1	1:31.842	34.483	164	22.020	202	35.339	210	145	12	1:55.818	37.139	122	32.626	97	46.053	208	168
2	1:29.486	26.893	165	22.423	168	40.170	158	216	13	1:23.145	26.340	165	21.922	201	34.883	208	216
3	1:55.800	38.019	105	31.245	160	46.536	161	165	14	1:22.424	25.988	164	21.567	202	34.869	208	216
4	1:54.022	36.268	112	30.447	162	47.307	210	155	15	1:22.305	25.911	166	21.504	202	34.890	208	214
5	1:23.634	26.496	164	21.928	200	35.210	207	217	16	1:22.406	25.982	166	21.564	202	34.860	208	215
6	1:22.718	25.944	165	21.899	199	34.875	208	214	17	1:36.862	25.895	166	24.621	127	46.346	133	215
7	1:22.389	25.929	165	21.640	200	34.820	208	215	18	2:00.173	34.897	111	33.051	107	52.225	170	139
8	1:22.390	25.986	165	21.582	201	34.822	208	216	19	1:47.757	35.838	131	31.161	113	40.758	209	187
9	1:22.356	25.885	165	21.576	200	34.895	207	215	20	1:25.211	28.166	163	21.854	201	35.191	205	212
10	1:22.357	25.858	165	21.573	201	34.926	191	215									
11	2:00.374	34.237	117	31.109	129	55.028	155	154									

5 David Beckmann, DEU ,									theoretical besttime: 1:22.034								
1	1:31.692	34.188	164	22.068	201	35.436	207	139	12	1:47.903	35.668	137	31.291	145	40.944	211	145
2	1:30.895	27.361	165	23.252	186	40.282	157	213	13	1:23.862	26.417	166	21.474	205	35.971	212	220
3	1:56.075	37.917	104	31.655	131	46.503	153	163	14	1:24.588	27.211	161	22.351	202	35.026	210	219
4	1:53.402	35.613	108	30.961	154	46.828	210	156	15	1:24.413	26.664	166	21.957	202	35.792	211	217
5	1:24.442	27.030	165	22.052	198	35.360	210	216	16	1:23.186	26.407	165	21.808	201	34.971	209	218
6	1:23.923	26.280	165	22.025	202	35.618	210	217	17	1:32.579	25.713	166	23.355	172	43.511	147	216
7	1:24.128	26.068	164	21.587	200	36.473		218	18	2:04.517	35.368	87	34.632	87	54.517	139	149
8	1:40.094	43.077	165	21.704	202	35.313	208		19	1:39.677	32.475	110	29.488	153	37.714	209	141
9	1:22.370	26.005	165	21.440	203	34.925	213	215	20	1:24.145	26.440	167	21.860	202	35.845	211	218



ADAC Formel 4

Lap analysis Race 3

Provisional



Lausitzring, Length: 3442 m
Air temperature: 34.7°C
Track temperature: 48.0°C
Weather condition: Dry

DMSB Reg. Nr.: 174/15

Sunday 5.7.2015 10:40

Lap	Time	SE1	SP1	SE2	SP2	SE3	SP3	TSP	Lap	Time	SE1	SP1	SE2	SP2	SE3	SP3	TSP
10	1:24.986	26.153	166	21.396	204	37.437	187	217									
11	1:51.940	27.884	163	26.599	137	57.457	141	194									

6 Mike David Ortmann, DEU ,

theoretical besttime: 1:21.990

1	1:30.874	33.404	163	22.040	199	35.430	207	141	12	1:55.581	37.471	112	32.310	99	45.800	209	155
2	1:29.939	27.593	164	22.297	165	40.049	162	213	13	1:23.401	26.274	166	21.816	202	35.311	208	215
3	1:55.821	38.023	100	31.048	168	46.750	160	169	14	1:22.794	26.275	166	21.476	202	35.043	207	217
4	1:55.010	36.321	114	30.216	156	48.473	208	168	15	1:22.189	25.841	165	21.459	203	34.889	209	214
5	1:24.496	27.167	164	21.986	200	35.343	209	214	16	1:22.348	25.905	165	21.495	202	34.948	207	215
6	1:23.906	26.438	163	22.101	198	35.367	207	215	17	1:36.992	25.772	166	24.400	127	46.820	136	214
7	1:22.875	26.005	163	21.634	200	35.236	206	213	18	2:00.364	34.665	106	33.035	109	52.664	160	139
8	1:22.523	25.960	164	21.473	200	35.090	206	213	19	1:46.920	35.821	115	30.559	118	40.540	205	160
9	1:22.332	25.882	164	21.457	200	34.993	204	213	20	1:25.671	28.000	163	22.293	201	35.378	184	213
10	1:22.336	25.708	165	21.393	201	35.235	201	213									
11	1:58.186	32.487	114	31.027	131	54.672	156	209									

7 Joel Eriksson, SWE ,

theoretical besttime: 1:22.237

1	1:40.876	41.511	159	22.966	199	36.399	212	183	12	1:52.988	36.490	123	32.854	126	43.644	208	144
2	1:32.957	26.652	165	23.866	157	42.439	141	215	13	1:23.515	26.521	166	22.008	199	34.986	211	215
3	1:56.504	37.200	75	31.089	111	48.215	125	140	14	1:23.207	26.060	166	22.236	197	34.911	211	218
4	1:47.374	34.326	101	31.381	153	41.667	210	128	15	1:23.519	26.195	166	21.725	206	35.599	212	219
5	1:23.871	27.032	166	21.823	204	35.016	210	216	16	1:23.796	26.318	166	21.922	201	35.556	211	219
6	1:23.684	26.061	163	21.706	201	35.917	208	217	17	1:34.016	26.193	166	24.045	163	43.778	141	219
7	1:22.984	25.866	164	21.868	202	35.250	210	214	18	2:02.144	35.178	106	33.021	130	53.945	180	133
8	1:23.467	26.402	165	21.907	201	35.158	209	216	19	1:43.898	35.374	111	29.924	136	38.600	210	159
9	1:22.568	25.860	164	21.466	201	35.242	209	216	20	1:25.440	27.056	162	22.302	200	36.082	211	217
10	1:24.308	26.207	162	21.558	201	36.543	186	216									
11	1:54.923	29.640	130	29.362	109	55.921	146	183									

8 Jannes Fittje, DEU ,

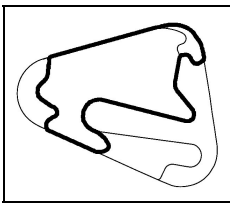
theoretical besttime: 1:22.789

1	1:33.537	35.677	160	22.140	201	35.720	206	136	12	1:55.353	37.188	114	32.561	106	45.604	210	166
2	1:30.177	26.586	163	22.597	167	40.994	152	214	13	1:23.425	26.415	165	21.763	201	35.247	208	216
3	1:55.932	37.920	94	31.414	127	46.598	155	171	14	1:23.282	26.329	164	21.681	202	35.272	205	212
4	1:53.037	35.847	117	30.859	150	46.331	212	156	15	1:23.700	26.532	163	21.895	199	35.273	207	212
5	1:24.629	27.042	164	22.024	201	35.563	207	218	16	1:22.909	26.052	165	21.666	201	35.191	207	212
6	1:23.998	26.242	165	21.875	203	35.881	212	216	17	1:34.236	25.962	164	22.505	145	45.769	138	213
7	1:24.441	26.778	165	22.283	199	35.380	206	218	18	2:00.544	34.816	102	33.044	102	52.684	163	135
8	1:23.108	26.264	164	21.636	199	35.208	207	212	19	1:46.669	36.120	119	30.403	109	40.146	208	173
9	1:23.116	26.063	164	21.762	200	35.291	207	213	20	1:25.335	27.507	162	22.277	202	35.551	205	214
10	1:23.658	26.713	163	21.741	201	35.204	204	213									
11	1:53.923	28.887	111	30.159	128	54.877	180	201									

9 Jonathan Cecotto, VEN ,

theoretical besttime: 1:24.291

1	1:48.873	41.395	143	28.458	176	39.020	202	131	12	1:48.467	35.767	126	31.447	135	41.253	207	142
2	1:31.084	28.904	159	22.869	193	39.311	147	209	13	1:25.331	26.838	163	22.711	198	35.782	206	213
3	1:57.743	39.013	76	29.302	109	49.428	140	152	14	1:25.139	26.649	162	22.675	198	35.815	208	213
4	1:44.710	33.971	105	30.932	147	39.807	206	158	15	1:25.241	26.807	163	22.534	196	35.900	205	212
5	1:25.859	26.831	162	22.571	197	36.457	206	213	16	1:24.829	26.681	163	22.321	195	35.827	205	211
6	1:25.087	26.809	164	22.421	197	35.857	206	212	17	1:30.440	26.764	163	22.186	196	41.490	148	210
7	1:24.583	26.550	163	22.239	196	35.794	205	212	18	2:04.074	34.042	85	34.902	88	55.130	141	154
8	1:24.553	26.724	161	22.141	197	35.688	206	212	19	1:38.163	32.209	97	29.197	150	36.757	208	165
9	1:24.460	26.462	162	22.275	197	35.723	205	212	20	1:25.937	27.146	164	22.444	197	36.347	206	216
10	1:25.475	27.212	162	22.295	196	35.968	201	211									
11	1:52.126	27.815	161	27.038	125	57.273	144	202									



ADAC Formel 4

Lap analysis Race 3

Provisional



Lausitzring, Length: 3442 m
Air temperature: 34.7°C
Track temperature: 48.0°C
Weather condition: Dry

DMSB Reg. Nr.: 174/15

Sunday 5.7.2015 10:40

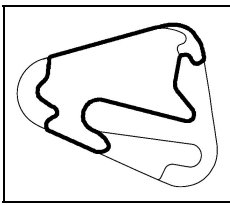
Lap	Time	SE1	SP1	SE2	SP2	SE3	SP3	TSP	Lap	Time	SE1	SP1	SE2	SP2	SE3	SP3	TSP
10	Michael Waldherr, DEU ,								theoretical besttime: 1:22.262								
1	1:38.864	40.684	159	22.310	203	35.870	208	178	12	1:53.181	36.178	101	32.891	126	44.112	210	149
2	1:30.366	27.375	166	22.719	153	40.272	162	216	13	1:23.247	26.335	167	21.624	204	35.288	208	215
3	1:58.181	38.412	71	31.461	112	48.308	150	146	14	1:23.018	26.082	167	21.705	205	35.231	211	216
4	1:48.951	34.306	108	31.932	144	42.713	209	161	15	1:23.303	26.169	167	21.921	205	35.213	215	219
5	1:23.211	25.856	167	21.686	204	35.669	212	217	16	1:23.740	26.516	167	21.865	202	35.359	209	219
6	1:23.731	26.263	166	21.803	204	35.665	214	216	17	1:33.510	25.877	166	22.669	160	44.964	140	215
7	1:23.908	26.809	164	21.889	203	35.210	209	224	18	2:01.020	34.853	105	32.968	111	53.199	167	133
8	1:23.601	26.756	166	21.867	203	34.978	212	215	19	1:45.821	35.764	120	30.166	110	39.891	214	171
9	1:22.612	26.206	165	21.481	202	34.925	212	218	20	1:25.446	27.526	166	22.484	198	35.436	213	219
10	1:23.786	26.411	166	21.802	204	35.573	199	217									
11	1:55.707	29.606	105	30.237	113	55.864	147	194									

13	Cedric Piro, DEU ,								theoretical besttime: 1:22.808								
1	1:29.521	32.378	163	21.785	199	35.358	205	131	12	1:55.092	37.143	112	32.541	106	45.408	207	163
2	1:29.067	26.459	163	21.890	182	40.718	182	211	13	1:23.309	26.421	165	21.722	200	35.166	210	215
3	1:55.925	38.526	112	30.550	173	46.849	187	188	14	1:23.219	26.465	164	21.798	200	34.956	209	218
4	1:56.050	37.141	129	30.015	162	48.894	205	172	15	1:23.830	26.664	163	21.995	199	35.171	209	215
5	1:25.113	27.633	163	22.244	199	35.236	209	212	16	1:24.780	26.360	164	22.147	197	36.273	208	213
6	1:25.211	26.752	163	22.644	199	35.815	209	216	17	1:33.584	26.175	164	22.758	177	44.651	135	215
7	1:25.048	26.957	163	22.761	199	35.330	210	216	18	2:01.990	34.807	113	33.159	108	54.024	162	136
8	1:23.179	26.431	164	21.677	200	35.071	209	217	19	1:45.233	35.258	118	29.867	119	40.108	204	154
9	1:23.022	26.218	164	21.679	200	35.125	209	217	20	1:26.055	27.458	165	21.791	202	36.806	205	212
10	1:23.771	26.961	163	21.678	200	35.132	207	218									
11	1:54.206	29.305	110	30.206	115	54.695	183	205									

14	Moritz Müller-Crepon, DEU ,								theoretical besttime: 1:23.064								
1	1:37.053	38.129	154	22.638	197	36.286	204	154	12	1:48.557	36.245	125	31.278	131	41.034	207	132
2	1:28.194	27.658	162	21.930	197	38.606	170	210	13	1:23.951	26.631	165	21.789	201	35.531	207	214
3	1:55.792	37.944	92	31.260	115	46.588	151	148	14	1:25.459	26.477	164	23.484	199	35.498	204	215
4	1:52.483	35.771	121	31.021	149	45.691	208	164	15	1:23.962	26.667	165	21.831	203	35.464	209	213
5	1:39.178	26.762	163	22.178	197	50.238	204	215	16	1:23.815	26.496	164	21.896	201	35.423	206	212
6	1:23.951	26.437	162	22.205	198	35.309	206	211	17	1:32.290	26.051	164	22.803	185	43.436	140	213
7	1:24.387	26.225	163	22.081	200	36.081	208	213	18	2:04.446	34.856	77	34.855	82	54.735	154	150
8	1:24.471	26.323	162	21.838	197	36.310	205	212	19	1:38.381	32.602	89	29.007	155	36.772	206	154
9	1:23.483	26.441	163	21.748	198	35.294	207	212	20	1:25.042	26.785	164	22.494	199	35.763	209	212
10	1:24.032	26.034	163	21.736	201	36.262	193	213									
11	1:51.802	27.499	162	27.436	141	56.867	165	201									

15	David Kolkmann, DEU ,								theoretical besttime: 1:23.083								
1	1:37.599	38.694	155	22.924	197	35.981	205		12	1:52.721	36.301	113	32.857	118	43.563	208	143
2	1:30.301	28.062	163	22.475	180	39.764	157	211	13	1:23.708	26.525	164	21.808	201	35.375	207	215
3	1:55.946	37.209	81	31.913	117	46.824	146	135	14	1:25.071	26.556	164	22.123	203	36.392	207	214
4	1:51.066	35.298	109	31.181	139	44.587	207	145	15	1:23.692	26.468	164	21.895	199	35.329	208	216
5	1:23.989	26.512	164	21.819	200	35.658	209	215	16	1:23.182	26.185	165	21.674	201	35.323	208	214
6	1:24.256	26.458	164	21.982	202	35.816	210	217	17	1:33.275	26.181	164	23.909	153	43.185	146	214
7	1:25.731	27.240	163	22.048	201	36.443	209	215	18	2:03.478	35.845	100	33.944	107	53.689	138	147
8	1:24.388	27.111	163	21.920	201	35.357	208	214	19	1:42.527	34.338	98	30.054	135	38.135	208	161
9	1:24.239	26.965	164	22.046	196	35.228	206	215	20	1:24.958	26.790	163	22.298	199	35.870	208	214
10	1:23.631	26.377	156	21.852	199	35.402	173	213									
11	1:54.321	29.410	129	28.796	119	56.115	142	181									

16	Marek Böckmann, DEU ,								theoretical besttime: 1:22.394								
1	1:36.239	38.070	155	22.457	199	35.712	207	163	12	1:53.914	36.294	102	32.632	119	44.988	204	151
2	1:30.681	28.797	162	21.944	201	39.940	127	214	13	1:23.022	26.317	165	21.554	204	35.151	210	211
3	1:55.759	36.999	80	31.780	112	46.980	129	133	14	1:23.428	26.382	166	21.859	202	35.187	205	216
4	1:51.282	35.249	118	30.655	144	45.378	208	134	15	1:23.949	26.659	165	22.000	202	35.290	208	211
5	1:24.011	26.590	164	22.058	202	35.363	208	215	16	1:23.831	26.355	166	21.739	202	35.737	208	213
6	1:24.368	26.689	163	22.190	201	35.489	208	216	17	1:33.612	25.823	165	22.498	170	45.291	143	213



ADAC Formel 4

Lap analysis Race 3

Provisional



Lausitzring, Length: 3442 m
Air temperature: 34.7°C
Track temperature: 48.0°C
Weather condition: Dry

DMSB Reg. Nr.: 174/15

Sunday 5.7.2015 10:40

Lap	Time	SE1	SP1	SE2	SP2	SE3	SP3	TSP	Lap	Time	SE1	SP1	SE2	SP2	SE3	SP3	TSP
7	1:24.205	26.475	163	22.242	199	35.488	213	215	18	2:01.824	34.639	114	33.325	106	53.860	155	133
8	1:23.375	26.630	163	21.728	200	35.017	208	219	19	1:44.900	35.333	115	29.830	126	39.737	208	154
9	1:22.604	25.840	164	21.664	201	35.100	209	214	20	1:25.496	27.286	164	22.363	196	35.847	206	214
10	1:23.702	26.795	164	21.723	203	35.184	208	215									
11	1:55.590	29.414	109	30.390	109	55.786	145	207									

17 Arlind Hoti, DEU ,

theoretical besttime: 1:23.034

1	1:46.611	46.630	159	23.422	192	36.559	205		12	1:49.423	35.658	109	31.429	125	42.336	205	154
2	1:32.734	26.727	160	24.851	161	41.156	160	211	13	1:24.429	26.548	164	21.958	201	35.923	208	214
3	1:56.804	38.820	89	29.406	107	48.578	146	165	14	1:24.305	27.083	162	22.012	198	35.210	205	215
4	1:45.693	34.877	94	31.046	138	39.770	205	139	15	1:24.555	26.944	162	21.955	204	35.656	208	211
5	1:25.485	26.566	165	22.646	195	36.273	206	212	16	1:29.386	27.864	160	23.751	196	37.771		215
6	1:23.630	26.429	163	21.700	198	35.501	206	212	17	2:31.391	1:33.353	158	22.229	193	35.809	204	
7	1:23.120	26.241	163	21.631	199	35.248	208	212	18	1:24.186	26.435	162	21.973	194	35.778	203	208
8	1:25.427	26.966	161	22.312	199	36.149	203	216	19	1:23.670	26.193	163	21.731	197	35.746	205	210
9	1:24.625	27.024	164	21.937	200	35.664	207	205	20	1:23.324	26.203	163	21.741	197	35.380	206	210
10	1:25.405	27.358	164	22.066	201	35.981	204	210									
11	1:52.155	26.866	165	27.659	121	57.630	148	213									

18 Giorgio Maggi, CHE ,

theoretical besttime: 1:32.765

1	1:45.975	45.126	139	24.111	188	36.738	200	147	3	1:57.025	37.928	92	30.376	110	48.721	140	158
2	1:32.765	26.781	148	24.781	175	41.203	154	206	4	1:48.422	34.104	98	31.859	138	42.459		143

20 Nikolaj Rogivue, CHE ,

theoretical besttime: 1:22.712

1	1:40.793	41.244	158	23.129	200	36.420	206	177	12	1:49.588	34.870	112	32.023	127	42.695	210	139
2	1:33.716	27.517	162	23.819	152	42.380	148	211	13	1:24.641	26.760	164	21.840	201	36.041	205	218
3	1:56.581	37.202	77	31.112	107	48.267	133	145	14	1:24.115	27.266	160	21.840	201	35.009	208	212
4	1:47.065	34.232	102	31.680	149	41.153	210	133	15	1:23.067	26.080	164	21.638	202	35.349	210	215
5	1:24.848	27.668	163	22.052	198	35.128	212	218	16	1:23.439	26.453	165	21.873	200	35.113	208	218
6	1:25.168	26.976	164	22.190	201	36.002	212	220	17	1:33.472	26.272	160	23.778	156	43.422	152	215
7	1:24.638	27.096	163	22.138	200	35.404	212	221	18	2:03.494	35.810	95	34.154	100	53.530	137	146
8	1:25.666	27.504	161	21.914	203	36.248	209	218	19	1:42.260	34.334	104	30.057	151	37.869	209	154
9	1:23.274	26.223	165	22.006	198	35.045	207	216	20	1:24.650	26.849	162	22.057	202	35.744	207	216
10	1:22.802	26.065	161	21.693	199	35.044	206	214									
11	1:54.885	27.947	131	29.063	114	57.875	138	213									

21 Michelle Halder, DEU ,

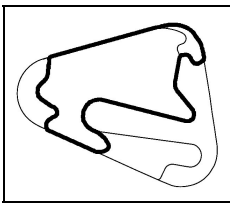
theoretical besttime: 1:25.113

1	1:42.082	40.258	157	23.986	197	37.838	204	167	12	1:48.526	36.420	118	30.988	131	41.118	206	138
2	1:33.832	28.309	161	23.876	155	41.647	150	210	13	1:26.581	27.251	162	22.630	198	36.700	208	213
3	1:57.331	37.693	87	30.899	112	48.739	140	159	14	1:25.509	27.227	163	22.279	200	36.003	208	217
4	1:46.676	34.122	95	31.861	139	40.693	206	157	15	1:25.979	27.512	164	22.447	201	36.020	209	217
5	1:29.441	27.524	162	24.235	193	37.682	206	213	16	1:25.231	27.002	162	22.319	197	35.910	205	213
6	1:25.996	27.489	163	22.500	197	36.007	205	213	17	1:27.664	27.382	162	22.403	195	37.879	169	210
7	1:25.625	26.976	162	22.334	197	36.315	204	213	18	2:04.057	33.901	81	34.751	90	55.405	129	171
8	1:25.886	27.499	162	22.227	196	36.160	206	210	19	1:37.972	32.302	112	28.604	148	37.066	208	153
9	1:25.669	27.112	162	22.366	198	36.191	208	211	20	1:27.104	27.782	159	22.572	196	36.750	206	215
10	1:26.481	27.123	161	22.480	195	36.878	204	213									
11	1:46.459	27.771	162	23.086	156	55.602	165	210									

24 Robin Brezina, DEU ,

theoretical besttime: 1:23.536

1	1:43.192	41.936	157	23.968	195	37.288	209		12	1:49.656	35.701	106	31.030	130	42.925	204	139
2	1:34.789	28.251	133	24.893	177	41.645	156	217	13	1:24.101	26.730	162	21.933	199	35.438	206	211
3	1:57.012	37.838	98	30.483	109	48.691	136	152	14	1:25.065	26.513	163	22.317	199	36.235	202	212
4	1:45.811	34.065	104	31.561	138	40.185	210	140	15	1:24.137	26.707	161	22.069	199	35.361	206	
5	1:26.921	27.443	163	23.414	193	36.064	205	218	16	1:24.079	26.545	163	22.112	199	35.422	205	213
6	1:24.777	27.112	163	22.150	198	35.515	205	213	17	1:32.298	26.338	161	22.659	192	43.301	149	212
7	1:24.522	26.730	160	22.243	197	35.549	206	213	18	2:04.243	34.750	89	34.926	85	54.567	155	159
8	1:24.200	26.657	162	22.074	197	35.469	205	213	19	1:39.222	32.709	103	29.023	158	37.490	207	145
9	1:24.207	26.819	161	21.837	198	35.551	205	213	20	1:24.672	27.165	163	21.842	197	35.665	209	213



ADAC Formel 4

Lap analysis Race 3

Provisional



Lausitzring, Length: 3442 m
Air temperature: 34.7°C
Track temperature: 48.0°C
Weather condition: Dry

DMSB Reg. Nr.: 174/15

Sunday 5.7.2015 10:40



Lap	Time	SE1	SP1	SE2	SP2	SE3	SP3	TSP	Lap	Time	SE1	SP1	SE2	SP2	SE3	SP3	TSP
10	1:25.409	26.701	163	22.182	198	36.526	203	211									
11	1:52.047	28.308	148	26.171	134	57.568	143	205									

25 Mick Schumacher, DEU , theoretical besttime:

1	2:49.572	41.767	157	40.790	102	1:27.015	179										
---	----------	--------	------------	--------	------------	----------	-----	--	--	--	--	--	--	--	--	--	--

26 Harrison Newey, GBR , theoretical besttime: 1:22.542

1	1:34.599	37.238	158	21.871	200	35.490	207		12	1:53.650	36.306	94	32.526	118	44.818	204	148
2	1:30.132	26.499	163	22.923	149	40.710	147	213	13	1:23.610	26.778	163	21.681	201	35.151	208	209
3	1:55.782	37.854	88	31.339	124	46.589	153	149	14	1:23.395	26.215	163	21.926	200	35.254	207	216
4	1:52.617	35.689	110	31.076	151	45.852	207	160	15	1:23.480	26.125	165	21.800	203	35.555	207	212
5	1:24.393	26.817	163	22.101	199	35.475	209	214	16	1:24.208	26.311	165	21.734	201	36.163	211	214
6	1:24.226	26.679	161	21.862	199	35.685	207	216	17	1:34.181	26.410	164	23.965	166	43.806	150	217
7	1:24.668	26.698	163	22.461	196	35.509	207	214	18	2:02.221	35.250	111	33.203	116	53.768	181	127
8	1:24.068	27.329	162	21.595	200	35.144	207	214	19	1:44.084	35.444	102	29.828	134	38.812	204	154
9	1:22.631	25.803	164	21.633	200	35.195	207	214	20	1:25.305	26.873	163	21.976	192	36.456	207	211
10	1:23.689	26.514	163	21.611	202	35.564	205	213									
11	1:55.591	29.538	102	30.353	109	55.700	147	201									

27 Marvin Dienst, DEU , theoretical besttime: 1:22.160

1	1:32.244	34.863	162	21.973	199	35.408	209	141	12	1:55.787	37.357	118	32.408	97	46.022	207	157
2	1:29.471	27.029	164	22.186	174	40.256	159	214	13	1:23.355	26.240	163	21.754	202	35.361	206	215
3	1:55.732	38.308	101	31.226	149	46.198	163	157	14	1:22.566	25.900	164	21.590	200	35.076	207	214
4	1:54.281	36.351	106	30.762	153	47.168	213	150	15	1:22.317	25.766	164	21.539	200	35.012	207	214
5	1:23.528	26.634	162	21.812	198	35.082	207	217	16	1:22.245	25.768	164	21.498	199	34.979	207	214
6	1:22.669	25.798	164	21.904	197	34.967	208	215	17	1:36.781	25.809	164	24.517	130	46.455	136	214
7	1:22.431	25.907	163	21.611	200	34.913	208	216	18	2:00.320	34.847	113	33.036	109	52.437	158	135
8	1:22.622	26.068	162	21.624	198	34.930	207	215	19	1:47.250	35.741	129	30.979	115	40.530	209	167
9	1:22.435	25.809	163	21.617	199	35.009	205	214	20	1:24.139	27.279	161	21.833	197	35.027	204	216
10	1:22.310	25.749	163	21.627	198	34.934	198	213									
11	2:00.074	34.055	119	31.039	133	54.980	155	162									

28 Janneau Esmeijer, NLD , theoretical besttime:

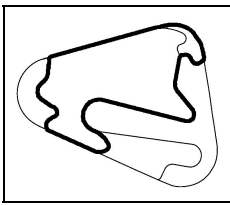
1	1:34.036	35.940	161	22.382	197	35.714	204	154									
---	----------	--------	------------	--------	------------	--------	------------	-----	--	--	--	--	--	--	--	--	--

30 Jason Kremer, DEU , theoretical besttime: 1:22.040

1	2:14.681	48.553	104	32.009	127	54.119		78	9	1:22.711	25.899	163	21.517	199	35.295	204	210
2	8:21.858	7:23.903	158	22.072	194	35.883	204		10	1:22.214	25.650	163	21.431	199	35.133	205	210
3	1:22.667	26.097	161	21.498	198	35.072	204	209	11	1:33.118	30.496	119	26.493	180	36.129	204	208
4	1:22.279	25.722	163	21.531	197	35.026	204	209	12	1:22.198	25.710	162	21.429	199	35.059	205	210
5	1:22.335	25.627	162	21.587	197	35.121	203	210	13	1:34.565	29.699	140	23.322	196	41.544	201	198
6	1:24.530	25.585	163	22.080	196	36.865	203	210	14	1:52.567	28.430	160	27.559	94	56.578	128	207
7	1:25.866	27.047	161	22.396	195	36.423	204	209									
8	1:51.476	30.035	110	38.221	85	43.220	204	211									

31 Yan Leon Shlom, RUS , theoretical besttime: 1:23.137

1	1:36.998	38.336	155	22.548	201	36.114	203	155	12	1:53.193	36.207	112	33.396	120	43.590	203	145
2	1:30.453	28.291	163	22.390	193	39.772	155	208	13	1:23.656	26.396	164	21.637	199	35.623	204	210
3	1:55.841	37.100	85	31.978	115	46.763	147	135	14	1:25.436	27.025	164	22.377	199	36.034	205	210
4	1:51.181	35.425	111	30.877	144	44.879	206	140	15	1:23.166	26.083	163	21.578	201	35.505	204	210
5	1:24.203	26.545	163	21.866	199	35.792	205	212	16	1:23.516	26.381	163	21.659	199	35.476	204	211
6	1:24.348	26.280	164	22.181	199	35.887	206	212	17	1:33.153	26.136	163	23.855	160	43.162	144	208
7	1:24.187	26.627	162	21.874	198	35.686	204	211	18	2:02.982	35.615	104	33.297	125	54.070	147	145
8	1:24.467	27.144	163	21.829	200	35.494	205	209	19	1:43.039	34.672	102	29.806	131	38.561	205	163
9	1:23.643	26.439	163	21.678	198	35.526	204	210	20	1:25.397	27.309	157	22.216	198	35.872	209	211
10	1:24.246	26.131	161	21.658	199	36.457	190	211									
11	1:54.690	29.803	142	29.061	117	55.826	157	190									



ADAC Formel 4

Lap analysis Race 3

Provisional



Lausitzring, Length: 3442 m
Air temperature: 34.7°C
Track temperature: 48.0°C
Weather condition: Dry

DMSB Reg. Nr.: 174/15

Sunday 5.7.2015 10:40

Lap	Time	SE1	SP1	SE2	SP2	SE3	SP3	TSP	Lap	Time	SE1	SP1	SE2	SP2	SE3	SP3	TSP
33	Jan Jonck, DNK ,								theoretical besttime:								
1	1:34.107	36.808	160	21.971	200	35.328	208	155									

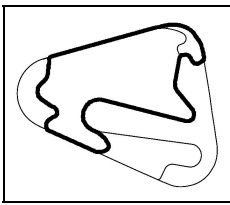
34	Toni Wolf, DEU ,								theoretical besttime: 1:22.783								
1	1:39.911	40.871	155	22.923	198	36.117	208	175	12	1:49.890	34.877	116	31.797	118	43.216	210	139
2	1:32.873	27.282	165	23.123	159	42.468	157	215	13	1:23.480	26.535	165	21.818	201	35.127	210	216
3	1:56.728	36.888	71	31.087	118	48.753	131	159	14	1:24.562	26.532	165	21.972	203	36.058	208	217
4	1:48.294	34.432	104	31.272	144	42.590	205	131	15	1:23.049	26.189	165	21.750	202	35.110	210	216
5	1:24.972	27.406	164	21.801	201	35.765	211	213	16	1:23.423	26.505	166	21.740	202	35.178	211	218
6	1:25.238	26.909	165	22.229	202	36.100	211	219	17	1:33.386	26.307	165	23.842	155	43.237	139	208
7	1:24.511	26.911	164	22.172	200	35.428	212	217	18	2:03.295	35.813	100	33.704	115	53.778	146	150
8	1:24.615	27.243	163	22.082	198	35.290	207	219	19	1:42.602	34.482	101	29.910	121	38.210	210	158
9	1:23.058	26.008	163	21.673	200	35.377	206	213	20	1:25.072	27.023	163	21.861	201	36.188	207	215
10	1:22.834	26.000	163	21.685	201	35.149	207	213									
11	1:55.898	28.626	125	29.382	115	57.890	135	215									

35	Carrie Schreiner, DEU ,								theoretical besttime: 1:25.473								
1	1:49.460	39.020	155	22.919	198	47.521	164	163	8	1:44.087	27.810	159	22.746	171	53.531	163	208
2	1:48.875	35.521	143	25.339	182	48.015		147	9	1:47.175	35.457	101	30.932	134	40.786	204	160
3	6:09.319	4:59.349	154	26.477	184	43.493	198		10	1:25.903	27.156	162	22.453	200	36.294	202	214
4	1:34.145	30.682	157	25.436	187	38.027	197	206	11	1:25.493	27.176	161	22.301	195	36.016	201	210
5	1:27.929	28.221	158	23.076	192	36.632	205	208	12	1:26.267	27.568	161	22.495	195	36.204	200	210
6	1:26.265	27.345	158	22.658	193	36.262	201	209	13	1:31.338	28.779	157	24.121	190	38.438	200	207
7	1:27.118	27.428	160	22.384	195	37.306	199	207	14	1:42.519	29.371	156	24.492	189	48.656		207

36	Joey Mawson, AUS ,								theoretical besttime: 1:22.024								
1	1:31.049	33.891	164	21.850	202	35.308	210	148	12	1:56.206	37.292	121	32.712	96	46.202	207	184
2	1:28.852	26.925	164	21.953	171	39.974	165	218	13	1:22.974	26.348	164	21.623	200	35.003	207	212
3	1:55.825	38.224	111	30.839	164	46.762	169	174	14	1:22.312	25.921	165	21.436	201	34.955	207	212
4	1:54.968	36.530	121	30.233	157	48.205	210	185	15	1:22.329	25.944	165	21.399	201	34.986	207	212
5	1:23.267	26.667	164	21.710	198	34.890	207	217	16	1:22.392	25.999	165	21.381	201	35.012	207	212
6	1:22.667	26.025	165	21.640	198	35.002	207	213	17	1:36.963	25.874	165	24.843	130	46.246	136	212
7	1:22.539	25.916	165	21.551	199	35.072	207	213	18	1:59.906	34.999	110	32.957	110	51.950	172	140
8	1:22.404	25.956	164	21.494	200	34.954	207	213	19	1:48.345	36.003	134	31.403	109	40.939	205	182
9	1:22.089	25.768	164	21.446	200	34.875	207	213	20	1:24.802	27.835	165	21.949	198	35.018	207	210
10	1:22.720	25.910	164	21.448	200	35.362	170	213									
11	2:00.318	34.394	120	30.980	122	54.944	169	153									

38	Luca Engstler, DEU ,								theoretical besttime: 1:24.055								
1	1:39.210	40.331	156	23.036	199	35.843	207	173	12	1:49.370	35.715	118	31.482	139	42.173	207	145
2	1:31.830	27.807	162	23.060	168	40.963	135	213	13	1:24.713	26.907	163	22.091	199	35.715	206	213
3	1:57.651	37.915	65	31.218	117	48.518	136	152	14	1:24.520	26.832	164	22.174	201	35.514	209	213
4	1:48.616	34.451	107	31.270	145	42.895	208	155	15	1:25.066	27.029	163	22.388	199	35.649	205	215
5	1:25.274	27.093	163	22.057	198	36.124	206	215	16	1:45.497	26.794	162	22.456	198	56.247	192	210
6	1:25.169	26.852	163	22.350	197	35.967	208	212	17	1:29.443	28.445	161	21.948	197	39.050	202	182
7	1:24.620	26.928	161	22.169	198	35.523	205	213	18	1:50.666	27.516	162	27.716	90	55.434	131	209
8	1:25.579	27.264	161	22.498	197	35.817	207	213	19	1:37.439	32.243	135	28.261	148	36.935	210	154
9	1:25.590	26.593	162	22.363	199	36.634	207	213	20	1:26.916	27.731	160	22.547	199	36.638	206	215
10	1:25.102	27.302	162	22.096	199	35.704	205	211									
11	1:51.885	26.814	163	27.385	107	57.686	137	213									

44	Glenn Rupp, DEU ,								theoretical besttime: 1:23.554								
1	1:42.179	41.535	158	23.518	197	37.126	204	176	12	1:49.275	35.798	112	31.487	126	41.990	207	146
2	1:32.925	27.470	162	23.697	149	41.758	151	212	13	1:24.714	26.871	164	22.012	202	35.831	209	215
3	1:57.046	37.273	77	31.202	102	48.571	146	146	14	1:26.015	27.127	163	22.769	200	36.119	205	216
4	1:46.237	34.226	106	31.644	146	40.367	211	138	15	1:23.912	26.331	163	21.896	202	35.685	206	212
5	1:25.594	28.003	161	22.073	199	35.518	207	219	16	1:24.191	26.495	164	21.933	200	35.763	205	216
6	1:24.867	26.585	162	22.032	200	36.250	207	214	17	1:31.955	26.202	163	22.411	177	43.342	145	213
7	1:24.878	27.451	162	21.834	199	35.593	209	215	18	2:04.527	35.223	83	34.933	86	54.371	160	154



ADAC Formel 4

Lap analysis Race 3

Provisional



Lausitzring, Length: 3442 m
Air temperature: 34.7°C
Track temperature: 48.0°C
Weather condition: Dry

DMSB Reg. Nr.: 174/15

Sunday 5.7.2015 10:40

Lap	Time	SE1	SP1	SE2	SP2	SE3	SP3	TSP	Lap	Time	SE1	SP1	SE2	SP2	SE3	SP3	TSP
8	1:25.802	27.063	162	22.931	198	35.808	205	216	19	1:39.444	32.516	119	29.337	146	37.591	209	149
9	1:24.321	26.765	162	21.975	199	35.581	208	209	20	1:24.341	26.493	164	21.919	201	35.929	212	215
10	1:25.169	27.500	161	21.965	200	35.704	205	212									
11	1:52.228	26.955	163	27.590	109	57.683	143	201									

46 Mauro Auricchio, BRA ,

theoretical besttime: 1:22.942

1	1:38.156	39.284	156	22.807	201	36.065	208	168	12	1:50.096	34.756	111	31.867	121	43.473	209	138
2	1:30.575	27.809	163	22.536	160	40.230	160	214	13	1:25.256	26.580	163	22.482	197	36.194	209	214
3	1:57.215	37.686	76	31.061	108	48.468	152	138	14	1:25.124	27.567	162	21.936	199	35.621	206	214
4	1:49.679	34.351	108	31.880	142	43.448	208	162	15	1:24.016	26.649	161	21.882	198	35.485	205	209
5	1:23.910	26.329	163	21.630	201	35.951	206	216	16	1:24.215	25.916	161	22.232	197	36.067	207	211
6	1:24.379	26.788	163	21.775	200	35.816	211	209	17	1:32.679	26.245	156	23.159	179	43.275	147	213
7	1:24.323	26.770	162	22.157	198	35.396	207	214	18	2:04.460	35.430	88	34.819	91	54.211	135	141
8	1:24.306	26.810	162	21.815	200	35.681	207	213	19	1:40.152	32.734	110	29.452	155	37.966	210	144
9	1:25.565	27.610	162	22.342	197	35.613	209	214	20	1:25.011	26.526	164	22.296	200	36.189	209	216
10	1:24.270	26.174	160	21.752	199	36.344	191	212									
11	1:56.032	28.870	124	29.230	121	57.932	135	202									

55 Marylin Niederhauser, CHE ,

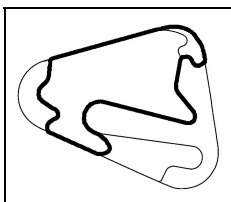
theoretical besttime: 1:27.336

1	2:13.041	41.314	156	26.223	157	1:05.504		168	5	1:30.804	29.397	157	24.089	189	37.318	201	211
2	2:53.732	1:34.062	72	31.556	115	48.114	154		6	1:28.729	28.551	157	23.366	192	36.812	202	208
3	1:50.537	34.391	106	32.010	136	44.136	205	169	7	1:27.398	28.063	159	22.985	193	36.350	201	209
4	1:31.982	29.650	158	24.026	190	38.306	204	212									

77 Job Van Uitert, NLD ,

theoretical besttime: 1:22.692

1	1:38.969	39.539	157	22.793	203	36.637	209	169	12	1:52.892	36.386	118	32.987	118	43.519	209	148
2	1:30.715	27.791	163	22.747	160	40.177	159	216	13	1:23.518	26.681	164	21.718	202	35.119	210	217
3	1:58.475	38.379	69	31.673	112	48.423	144	146	14	1:24.572	26.691	163	22.360	199	35.521	208	219
4	1:49.023	34.275	99	31.707	140	43.041	207	158	15	1:22.796	26.182	164	21.484	201	35.130	208	214
5	1:23.817	26.580	163	21.925	199	35.312	209	214	16	1:22.860	26.174	163	21.511	200	35.175	209	214
6	1:24.574	26.511	163	22.339	200	35.724	211	214	17	1:34.212	26.209	164	23.878	170	44.125	161	216
7	1:23.429	26.395	162	21.670	201	35.364	215	218	18	2:02.990	35.011	103	33.530	121	54.449	159	124
8	1:23.713	26.756	164	21.923	200	35.034	213	219	19	1:42.982	34.567	114	29.586	134	38.829	207	169
9	1:23.735	27.029	162	21.632	200	35.074	209	220	20	1:25.409	27.442	163	21.675	203	36.292	206	215
10	1:23.565	26.175	162	21.529	201	35.861	191	215									
11	1:54.833	30.155	132	28.891	113	55.787	151	180									



ADAC Formel 4

Vmax list Race 3

Provisional

DMSB Reg. Nr.: 174/15

Sunday 5.7.2015 10:40



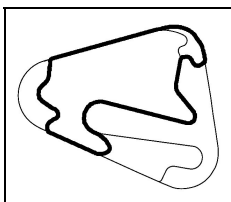
Lausitzring, Length: 3442 m

Air temperature: 34.9°C

Track temperature: 48.0°C

Weather condition: Dry

Nr	Team, Car, Driver, Nat	Top speed
10	Motopark, ADAC Formel 4 powered by Abarth Waldherr Michael , DEU	223,88 km/h
20	SMG Swiss Motorsport Group, ADAC Formel 4 powered by Rogivue Nikolaj , CHE	220,75 km/h
77	Job van Uitert, ADAC Formel 4 powered by Abarth Van Uitert Job , NLD	220,16 km/h
5	Mücke-Motorsport, ADAC Formel 4 powered by Abarth Beckmann David , DEU	219,89 km/h
34	Toni Wolf, ADAC Formel 4 powered by Abarth Wolf Toni , DEU	219,44 km/h
16	Jenzer Motorsport, ADAC Formel 4 powered by Abarth Böckmann Marek , DEU	219,35 km/h
7	Motopark, ADAC Formel 4 powered by Abarth Eriksson Joel , SWE	219,35 km/h
2	Neuhauser Racing Team, ADAC Formel 4 powered by Abarth Zimmermann Tim , DEU	218,77 km/h
44	RS Competition, ADAC Formel 4 powered by Abarth Rupp Glenn , DEU	218,68 km/h
8	Motopark, ADAC Formel 4 powered by Abarth Fittje Jannes , DEU	218,10 km/h
13	Team piroSports, ADAC Formel 4 powered by Abarth Piro Cedric , DEU	217,97 km/h
36	Van Amersfoort Racing, ADAC Formel 4 powered by Abarth Mawson Joey , AUS	217,88 km/h
1	Neuhauser Racing Team, ADAC Formel 4 powered by Abarth Schramm Kim Luis , DEU	217,84 km/h
24	Robin Brezina, ADAC Formel 4 powered by Abarth Brezina Robin , DEU	217,75 km/h
4	Mücke-Motorsport, ADAC Formel 4 powered by Abarth Shwartzman Robert , RUS	217,44 km/h
26	Van Amersfoort Racing, ADAC Formel 4 powered by Abarth Newey Harrison , GBR	217,44 km/h
27	HTP Juniorteam, ADAC Formel 4 powered by Abarth Dienst Marvin , DEU	217,09 km/h
21	Liqui Moly Team Engstler, ADAC Formel 4 powered by Abarth Halder Michelle , DEU	217,00 km/h
6	Mücke-Motorsport, ADAC Formel 4 powered by Abarth Ortmann Mike David , DEU	216,78 km/h
15	Jenzer Motorsport, ADAC Formel 4 powered by Abarth Kolkman David , DEU	216,74 km/h
9	Motopark, ADAC Formel 4 powered by Abarth Cecotto Jonathan , VEN	216,39 km/h



Lausitzring, Length: 3442 m
 Air temperature: 34.9°C
 Track temperature: 48.0°C
 Weather condition: Dry

ADAC Formel 4

Vmax list Race 3

Provisional

DMSB Reg. Nr.: 174/15

Sunday 5.7.2015 10:40



Nr	Team, Car, Driver, Nat	Top speed
46	Team Scheider, ADAC Formel 4 powered by Abarth Auricchio Mauro , BRA	216,26 km/h
3	Mücke-Motorsport, ADAC Formel 4 powered by Abarth Mazatis Benjamin , DEU	216,00 km/h
17	Jenzer Motorsport, ADAC Formel 4 powered by Abarth Hoti Arlind , DEU	215,83 km/h
14	Jenzer Motorsport, ADAC Formel 4 powered by Abarth Müller-Crepon Moritz , DEU	215,48 km/h
38	Liqui Moly Team Engstler, ADAC Formel 4 powered by Abarth Engstler Luca , DEU	214,96 km/h
35	HTP Juniorteam, ADAC Formel 4 powered by Abarth Schreiner Carrie , DEU	213,60 km/h
33	RS Competition, ADAC Formel 4 powered by Abarth Jonck Jan , DNK	213,38 km/h
31	Team Scheider, ADAC Formel 4 powered by Abarth Shlom Yan Leon , RUS	212,46 km/h
55	Race Performance, ADAC Formel 4 powered by Abarth Niederhauser Marylin , CHE	212,46 km/h
28	HTP Juniorteam, ADAC Formel 4 powered by Abarth Esmeijer Janneau , NLD	210,75 km/h
30	Team Scheider, ADAC Formel 4 powered by Abarth Kremer Jason , DEU	210,29 km/h
18	SMG Swiss Motorsport Group, ADAC Formel 4 powered by Abarth Maggi Giorgio , CHE	206,34 km/h
25	Van Amersfoort Racing, ADAC Formel 4 powered by Abarth Schumacher Mick , DEU	km/h