

ADAC GT Masters

Results Warm up

Provisional



Lausitzring, Length: 3442 m

Air temperature: 31.4°C

Track temperature: 38.2°C

Weather condition: Dry

DMSB Reg. Nr.: 175/15

Sunday 5.7.2015 09:00

started : 17 classified : 17 not classified : 0

	Drivers	Team	Car	Lap	Best Time	Gap	Diff	Kph	Day Time
1	21 S.Asch/L.Ludwig	Team Zakspeed	Mercedes-Benz SLS AMG GT3	5	1:20.578			153,8	9:07:24
2	24 F.Stoll/M.Basseng	kfzteile24 MS RACING	Audi R8 LMS ultra	5	1:20.967	0.389	0.389	153,0	9:07:21
3	100 D.Dobitsch/E.Sandström	kfzteile24 MS RACING	Audi R8 LMS ultra	11	1:20.974	0.396	0.007	153,0	9:15:50
4	19 C.Hürtgen/U.Alzen	BMW Sports Trophy Team Schubert	BMW Z4 GT3	10	1:21.098	0.520	0.124	152,8	9:15:08
5	69 D.Alessi/P.Assenheimer	Callaway Competition	Corvette Z06.R GT3	9	1:21.158	0.580	0.060	152,7	9:15:37
6	7 L.Stolz/J.Bleekemolen	Bentley Team HTP	Bentley Continental GT3	10	1:21.170	0.592	0.012	152,7	9:15:11
7	2 J.Pepper/N.Thiim	C. Abt Racing	Audi R8 LMS ultra	5	1:21.174	0.596	0.004	152,6	9:07:28
8	1 S.Wackerbauer/K.van der Linde	C. Abt Racing	Audi R8 LMS ultra	9	1:21.182	0.604	0.008	152,6	9:14:56
9	16 R.Frey/P.Geipel	YACO Racing	Audi R8 LMS ultra	10	1:21.310	0.732	0.128	152,4	9:15:43
10	13 R.Lips>(*G*)/S.Barth	RWT-Racing Team	Corvette Z06.R GT3	4	1:21.437	0.859	0.127	152,2	9:06:28
11	8 F.Hamprecht/C.Schmid	Bentley Team HTP	Bentley Continental GT3	5	1:21.489	0.911	0.052	152,1	9:07:08
12	66 A.Wirth/D.Keilwitz	Callaway Competition	Corvette Z06.R GT3	8	1:21.526	0.948	0.037	152,0	9:12:01
13	80 D.Baumann/J.Klingmann	BMW Sports Trophy Team Schubert	BMW Z4 GT3	6	1:21.530	0.952	0.004	152,0	9:09:24
14	12 J.Knoll(*G*)/L.Marionek	Senkyr Motorsport	BMW Z4 GT3	8	1:21.562	0.984	0.032	151,9	9:14:05
15	42 H.Proczyk/A.Simonsen	HP Racing	Mercedes-Benz SLS AMG GT3	10	1:21.704	1.126	0.142	151,7	9:15:03
16	36 M.Ragginger/K.Bachler	Schütz Motorsport	Porsche 911 GT3 R	6	1:21.883	1.305	0.179	151,3	9:11:29
17	3 A.Weishaupt(*G*)/C.Jöns	C. Abt Racing	Audi R8 LMS ultra	3	1:22.585	2.007	0.702	150,0	9:04:25

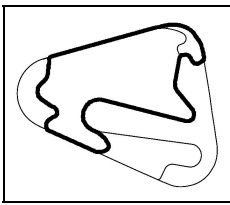
(*G*) marks the gentlemen driver

Subject to final scrutineering!

Publications Time:

Clerk of the course:

Time Keeping:



ADAC GT Masters

Lap analysis Warm up

Provisional



Lausitzring, Length: 3442 m

Air temperature: 31.4°C

Track temperature: 38.2°C

Weather condition: Dry

DMSB Reg. Nr.: 175/15

Sunday 5.7.2015 09:00

Lap	Time	SE1	SP1	SE2	SP2	SE3	SP3	TSP	Lap	Time	SE1	SP1	SE2	SP2	SE3	SP3	TSP
1 Stefan Wackerbauer, DEU/ Kelvin van der Linde, ZAF									theoretical besttime: 1:21.152								
1	1:55.882	48.711	151	25.733	172	41.438			6	1:21.476	25.866	174	21.551	215	34.059	231	241
2	2:28.717	1:31.235	174	22.380	216	35.102	232		7	1:21.681	26.014	175	21.603	214	34.064	231	240
3	1:25.624	29.180	173	21.851	218	34.593	232	242	8	1:21.666	25.741	175	21.543	218	34.382	232	240
4	1:24.760	26.425	175	21.794	218	36.541		241	9	1:21.182	25.771	175	21.372	218	34.039	231	241
5	2:15.249	1:16.852	155	24.100	217	34.297	232		10	1:21.359	25.805	174	21.402	218	34.152	231	241

2 Jordan Lee Pepper, ZAF/ Nicki Thiim, DNK									theoretical besttime: 1:21.099								
1	2:01.162	51.643	165	24.124	123	45.395	230		7	1:23.832	25.878	175	21.632	218	36.322		242
2	1:22.694	26.751	174	21.704	218	34.239	233	240	8	2:20.224	1:23.850	173	21.915	216	34.459	232	
3	1:21.637	26.019	175	21.496	219	34.122	234	243	9	1:22.325	26.383	175	21.639	217	34.303	233	242
4	1:21.362	25.801	175	21.553	218	34.008	234	243	10	1:22.027	26.276	175	21.530	218	34.221	233	243
5	1:21.174	25.828	175	21.450	219	33.896	232	243									
6	1:21.238	25.767	175	21.436	218	34.035	232	243									

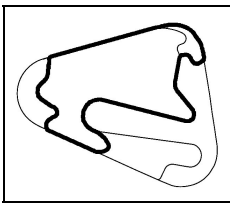
3 Andreas Weishaupt, DEU/ Christer Jöns, DEU									theoretical besttime: 1:22.389								
1	1:39.136	40.982	169	22.698	216	35.456	232		7	1:23.619	26.967	174	21.785	216	34.867	230	238
2	1:23.572	26.807	173	21.972	218	34.793	233	241	8	1:23.550	27.083	174	21.817	216	34.650	231	240
3	1:22.585	26.241	175	21.776	216	34.568	232	242	9	1:23.275	26.615	174	21.902	216	34.758	232	240
4	1:41.730	43.247	172	22.380	218	36.103		242	10	1:22.627	26.222	175	21.599	216	34.806	231	241
5	2:22.037	1:24.453	174	22.282	215	35.302	230										
6	1:23.796	26.558	176	21.963	214	35.275	229	240									

7 Luca Stolz, DEU/ Jeroen Bleekemolen, NLD									theoretical besttime: 1:21.170								
1	1:47.373	46.180	165	24.449	215	36.744	239		7	2:24.234	1:28.470	179	21.599	218	34.165	241	
2	1:24.119	27.391	177	22.001	223	34.727	240	248	8	1:22.009	26.458	179	21.564	224	33.987	240	250
3	1:22.402	26.515	177	21.573	224	34.314	241	249	9	1:22.044	26.607	178	21.458	226	33.979	240	250
4	1:22.346	26.299	178	21.802	222	34.245	240	251	10	1:21.170	25.920	178	21.395	225	33.855	242	251
5	1:21.697	26.199	178	21.464	224	34.034	241	250	11	1:25.729	27.014	176	21.654	225	37.061		250
6	1:23.762	26.282	179	21.507	223	35.973		251									

8 Fabian Hamprecht, DEU/ Clemens Schmid, AUT									theoretical besttime: 1:21.478								
1	1:38.021	38.823	171	23.836	218	35.362	237		7	2:25.953	1:28.944	174	22.191	213	34.818	234	
2	1:24.001	27.091	176	22.299	217	34.611	237	246	8	1:23.247	26.905	174	21.917	217	34.425	234	242
3	1:22.720	26.477	178	21.826	223	34.417	239	247	9	1:22.533	26.651	176	21.676	219	34.206	234	242
4	1:22.359	26.881	178	21.445	225	34.033	239	248	10	1:22.283	26.362	176	21.636	219	34.285	235	243
5	1:21.489	26.020	179	21.456	224	34.013	239	249	11	1:26.459	27.150	174	22.244	215	37.065		243
6	1:25.483	26.926	177	21.713	223	36.844		249									

12 Jacob Knoll, CZE/ Lennart Marioneck, DEU									theoretical besttime: 1:21.522								
1	2:12.838	1:05.846	169	26.577	151	40.415	132		6	1:24.227	26.253	179	21.398	223	36.576		246
2	1:26.975	29.986	176	21.969	221	35.020	235	172	7	3:31.943	2:36.475	178	21.395	224	34.073	238	
3	1:23.452	27.108	177	21.788	222	34.556	236	244	8	1:21.562	26.182	179	21.323	224	34.057	237	247
4	1:22.194	26.556	178	21.540	223	34.098	236	245	9	1:21.688	26.270	179	21.283	225	34.135	238	247
5	1:22.339	26.431	178	21.579	224	34.329	237	245									

13 Remo Lips, CHE/ Sven Barth, DEU									theoretical besttime: 1:21.437								
1	2:16.296	1:11.099	125	25.656	192	39.541	185		7	1:23.697	26.836	178	22.147	220	34.714	241	252
2	1:28.703	28.891	176	24.242	199	35.570	241	207	8	1:22.586	26.547	181	21.831	224	34.208	243	251
3	1:22.327	26.698	180	21.535	226	34.094	242	251	9	1:22.253	26.402	180	21.584	225	34.267	242	253
4	1:21.437	26.186	181	21.442	226	33.809	241	252	10	1:21.948	26.321	181	21.553	225	34.074	243	252
5	1:23.573	26.200	181	21.516	226	35.857		251									
6	2:18.838	1:22.221	180	21.692	222	34.925	242										



ADAC GT Masters

Lap analysis Warm up

Provisional



Lausitzring, Length: 3442 m

Air temperature: 31.4°C

Track temperature: 38.2°C

Weather condition: Dry

DMSB Reg. Nr.: 175/15

Sunday 5.7.2015 09:00

Lap	Time	SE1	SP1	SE2	SP2	SE3	SP3	TSP	Lap	Time	SE1	SP1	SE2	SP2	SE3	SP3	TSP
16	Rahel Frey, CHE/ Philip Geipel, DEU								theoretical besttime: 1:21.310								
1	2:15.667	1:00.510	137	29.802	143	45.355	138		7	1:24.009	26.896	178	21.699	222	35.414		246
2	1:30.973	32.694	175	22.990	217	35.289	240	139	8	2:17.638	1:21.850	179	21.607	221	34.181	242	
3	1:22.724	26.720	179	21.642	223	34.362	238	246	9	1:26.460	29.028	129	23.138	221	34.294	239	248
4	1:21.964	26.467	178	21.382	223	34.115	235	248	10	1:21.310	26.173	180	21.295	222	33.842	239	249
5	1:21.782	26.313	179	21.520	224	33.949	240	247									
6	1:21.452	26.220	179	21.314	223	33.918	237	246									

19	Claudia Hürtgen, DEU/ Uwe Alzen, DEU								theoretical besttime: 1:21.039								
1	1:42.950	41.789	161	24.164	198	36.997	226		7	2:19.696	1:24.110	177	21.606	221	33.980	238	
2	1:26.734	28.872	177	22.424	218	35.438	236	220	8	1:21.442	26.253	178	21.351	223	33.838	239	247
3	1:22.655	26.396	177	21.841	221	34.418	238	243	9	1:22.798	26.016	178	21.439	223	35.343	239	250
4	1:26.513	26.614	156	24.151	220	35.748	238	245	10	1:21.098	25.985	179	21.410	224	33.703	240	246
5	1:21.791	26.355	179	21.545	223	33.891	238	247	11	1:27.627	28.096	176	21.905	222	37.626		249
6	1:22.851	26.012	179	21.384	223	35.455	246										

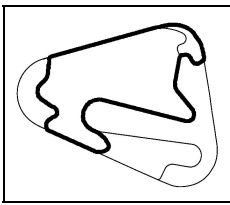
21	Sebastian Asch, DEU/ Luca Ludwig, DEU								theoretical besttime: 1:20.422								
1	1:49.984	46.195	157	26.526	167	37.263	231		7	1:20.780	25.945	181	21.238	226	33.597	240	250
2	1:23.855	27.277	181	21.985	220	34.593	229	242	8	1:23.639	25.953	180	21.470	224	36.216		250
3	1:27.453	29.657	165	22.805	190	34.991	239	210	9	2:22.303	1:26.693	179	21.576	225	34.034	242	
4	1:22.646	27.599	181	21.457	225	33.590	241	250	10	1:20.778	25.946	180	21.287	225	33.545	242	251
5	1:20.578	25.733	181	21.394	226	33.451	240	251	11	1:25.707	26.534	153	22.177	215	36.996		251
6	1:20.771	25.863	181	21.382	226	33.526	240	251									

24	Florian Stoll, DEU/ Marc Basseng, DEU								theoretical besttime: 1:20.731								
1	1:52.135	47.530	168	26.094	173	38.511	235		6	1:23.606	26.035	178	21.295	223	36.276		244
2	1:22.761	26.440	177	22.146	214	34.175	239	243	7	3:45.704	2:48.413	176	21.515	222	35.776	239	
3	1:21.501	26.476	179	21.269	221	33.756	238	246	8	1:21.316	25.818	179	21.511	220	33.987	237	246
4	1:24.538	27.149	177	21.391	222	35.998	237	243	9	1:21.198	25.884	179	21.327	222	33.987	234	246
5	1:20.967	26.009	179	21.314	223	33.644	236	247									

36	Martin Ragginger, AUT/ Klaus Bachler, AUT								theoretical besttime: 1:21.498								
1	2:39.550	1:36.024	101	26.321	182	37.205	238		5	2:18.429	1:22.796	178	21.749	222	33.884	239	
2	1:22.732	26.800	177	21.895	223	34.037	239	247	6	1:21.883	26.317	178	21.555	222	34.011	238	249
3	1:24.193	26.233	180	21.809	219	36.151		249	7	1:23.651	26.059	180	21.578	223	36.014		247
4	2:22.750	1:24.385	178	21.922	222	36.443											

42	Hari Proczyk, AUT/ Andreas Simonsen, SWE								theoretical besttime: 1:21.424								
1	1:34.468	36.153	175	22.888	219	35.427	237		7	2:31.382	1:28.548	122	28.309	219	34.525	239	
2	1:23.267	26.967	179	21.848	225	34.452	242	246	8	1:22.370	26.458	181	21.703	223	34.209	240	250
3	1:21.958	26.321	180	21.633	227	34.004	242	251	9	1:22.069	26.419	179	21.558	223	34.092	241	250
4	1:21.757	26.176	181	21.547	227	34.034	242	250	10	1:21.704	26.360	181	21.488	225	33.856	241	251
5	1:21.889	26.260	181	21.720	225	33.909	243	252	11	1:24.451	26.209	180	21.481	225	36.761		250
6	1:22.900	26.156	181	21.412	227	35.332	254										

66	Andreas Wirth, DEU/ Daniel Keilwitz, DEU								theoretical besttime: 1:21.157								
1	2:26.505	1:25.245	162	24.461	199	36.799	241		7	1:21.835	26.094	182	21.775	227	33.966	243	253
2	1:23.611	27.101	184	22.090	226	34.420	242	252	8	1:21.526	26.075	183	21.610	226	33.841	244	254
3	1:22.129	26.276	183	21.776	226	34.077	244	255	9	1:23.872	26.491	180	21.908	225	35.473	243	254
4	1:21.857	26.059	183	21.584	228	34.214	243	254	10	1:21.597	25.952	183	21.689	228	33.956	244	254
5	1:22.426	26.772	182	21.604	227	34.050	246	254	11	1:21.590	26.165	183	21.428	228	33.997	244	254
6	1:21.727	26.264	183	21.686	228	33.777	242	255									



ADAC GT Masters

Lap analysis Warm up

Provisional



Lausitzring, Length: 3442 m

Air temperature: 31.4°C

Track temperature: 38.2°C

Weather condition: Dry

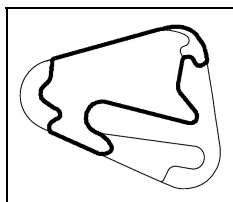
DMSB Reg. Nr.: 175/15

Sunday 5.7.2015 09:00

Lap	Time	SE1	SP1	SE2	SP2	SE3	SP3	TSP	Lap	Time	SE1	SP1	SE2	SP2	SE3	SP3	TSP
69 Diego Alessi, ITA/ Patrick Assenheimer, DEU									theoretical besttime: 1:21.117								
1	2:00.940	52.935	165	25.345	153	42.660			6	1:23.580	25.941	181	21.571	223	36.068		251
2	2:06.333	1:08.298	178	22.975	221	35.060	241		7	3:07.038	2:11.300	180	21.500	225	34.238	241	
3	1:29.782	26.447	181	21.501	226	41.834	237	251	8	1:22.521	26.017	181	21.552	224	34.952	241	251
4	1:23.280	27.087	182	21.681	224	34.512	241	247	9	1:21.158	25.926	181	21.541	227	33.691	242	251
5	1:22.635	26.354	181	21.531	226	34.750	240	251									

80 Dominik Baumann, AUT/ Jens Klingmann, DEU									theoretical besttime: 1:21.509								
1	2:33.658	1:29.259	171	23.189	217	41.210	235		7	1:24.051	26.127	178	21.515	222	36.409		246
2	1:23.014	26.688	176	21.843	221	34.483	236	243	8	2:40.688	1:43.749	155	22.612	221	34.327	237	
3	1:22.186	26.215	177	21.718	220	34.253	237	244	9	1:21.633	25.994	178	21.547	221	34.092	237	246
4	1:21.939	26.116	178	21.632	221	34.191	238	245	10	1:21.660	26.037	178	21.479	222	34.144	237	245
5	1:21.666	25.991	178	21.502	222	34.173	236	246									
6	1:21.530	25.964	178	21.453	223	34.113	238	245									

100 Daniel Dobitsch, AUT/ Edward Sandström, SWE									theoretical besttime: 1:20.861								
1	1:54.223	47.003	166	26.128	179	41.092			7	1:21.240	25.931	177	21.426	221	33.883	235	245
2	1:42.204	43.862	175	22.986	215	35.356	234		8	1:21.319	25.942	178	21.506	220	33.871	236	245
3	1:22.715	26.753	178	21.852	220	34.110	236	243	9	1:21.985	26.671	179	21.364	221	33.950	237	245
4	1:21.998	26.510	178	21.555	221	33.933	235	244	10	1:21.155	25.905	179	21.498	221	33.752	236	245
5	1:21.371	26.124	179	21.453	221	33.794	236	244	11	1:20.974	25.871	178	21.262	222	33.841	236	245
6	1:21.107	25.987	179	21.392	221	33.728	236	246									



ADAC GT Masters

Vmax list Warm up

Provisional



Lausitzring, Length: 3442 m

Air temperature: 31.5°C

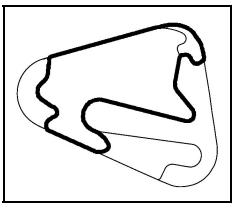
Track temperature: 38.3°C

Weather condition: Dry

DMSB Reg. Nr.: 175/15

Sunday 5.7.2015 09:00

Nr	Team, Car, Driver, Nat	Top speed
66	Callaway Competition, Corvette Z06.R GT3 Wirth Andreas , DEU Keilwitz Daniel , DEU	255,01 km/h
42	HP Racing, Mercedes-Benz SLS AMG GT3 Proczyk Hari , AUT Simonsen Andreas , SWE	253,50 km/h
13	RWT-Racing Team, Corvette Z06.R GT3 Lips Remo , CHE Barth Sven , DEU	252,97 km/h
21	Team Zakspeed, Mercedes-Benz SLS AMG GT3 Asch Sebastian , DEU Ludwig Luca , DEU	251,31 km/h
69	Callaway Competition, Corvette Z06.R GT3 Alessi Diego , ITA Assenheimer Patrick , DEU	251,31 km/h
7	Bentley Team HTP, Bentley Continental GT3 Stolz Luca , DEU Bleekemolen Jeroen , NLD	251,02 km/h
19	BMW Sports Trophy Team Schubert, BMW Z4 GT3 Hürtgen Claudia , DEU Alzen Uwe , DEU	249,85 km/h
36	Schütz Motorsport, Porsche 911 GT3 R Ragginger Martin , AUT Bachler Klaus , AUT	249,33 km/h
8	Bentley Team HTP, Bentley Continental GT3 Hamprecht Fabian , DEU Schmid Clemens , AUT	249,21 km/h
16	YACO Racing, Audi R8 LMS ultra Frey Rahel , CHE Geipel Philip , DEU	248,58 km/h
24	kfzteile24 MS RACING, Audi R8 LMS ultra Stoll Florian , DEU Basseng Marc , DEU	246,92 km/h
12	Senkyr Motorsport, BMW Z4 GT3 Knoll Jacob , CZE Marioneck Lennart , DEU	246,81 km/h
80	BMW Sports Trophy Team Schubert, BMW Z4 GT3 Baumann Dominik , AUT Klingmann Jens , DEU	246,30 km/h
100	kfzteile24 MS RACING, Audi R8 LMS ultra Dobitsch Daniel , AUT Sandström Edward , SWE	245,51 km/h



ADAC GT Masters

Vmax list Warm up

Provisional



Lausitzring, Length: 3442 m

Air temperature: 31.5°C

Track temperature: 38.3°C

Weather condition: Dry

DMSB Reg. Nr.: 175/15

Sunday 5.7.2015 09:00

Nr	Team, Car, Driver, Nat	Top speed
2	C. Abt Racing, Audi R8 LMS ultra Pepper Jordan Lee , ZAF Thiim Nicki , DNK	243,45 km/h
3	C. Abt Racing, Audi R8 LMS ultra Weishaupt Andreas , DEU Jöns Christer , DEU	242,14 km/h
1	C. Abt Racing, Audi R8 LMS ultra Wackerbauer Stefan , DEU van der Linde Kelvin , ZAF	241,59 km/h