

ADAC Formel 4

Result List Race 2

Provisional



Lausitzring, Length: 3442 m

Air temperature: 36.3°C

Track temperature: 41.4°C

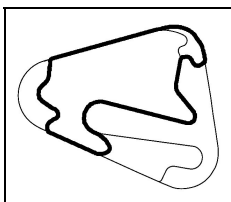
Weather condition: Dry

DMSB Reg. Nr.: 174/15

Saturday 4.7.2015 15:10

started : 34 classified : 24 not classified : 10

#	Competitor	Sponsor	Laps	Total Time	Gap	Kph	Lap	Time	Kph
CI	Drivers	Car							
1	7 Motopark J.Eriksson(SWE)	ADAC Formel 4 powered by Abarth	19	28:50.942		136,0	11	1:22.568	150,1
2	36 Van Amersfoort Racing J.Mawson(AUS)	ADAC Formel 4 powered by Abarth	19	28:51.514	0.572	136,0	17	1:22.389	150,4
3	4 ADAC Berlin-Brandenburg e.V. R.Shwartzman(RUS)	ADAC Formel 4 powered by Abarth	19	28:51.827	0.885	135,9	11	1:22.382	150,4
4	28 HTP Juniorteam J.Esmeijer(NLD)	ADAC Formel 4 powered by Abarth	19	28:52.275	1.333	135,9	9	1:22.643	149,9
5	6 ADAC Berlin-Brandenburg e.V. R M.Ortmann(DEU)	ADAC Formel 4 powered by Abarth	19	28:52.756	1.814	135,9	12	1:22.842	149,6
6	27 HTP Juniorteam M.Dienst(DEU)	ADAC Formel 4 powered by Abarth	19	28:53.282	2.340	135,8	8	1:22.439	150,3
7	2 Neuhauser Racing T.Zimmermann(DEU)	ADAC Formel 4 powered by Abarth	19	28:54.217	3.275	135,8	12	1:22.812	149,6
8	10 Motopark M.Waldherr(DEU)	ADAC Formel 4 powered by Abarth	19	28:54.999	4.057	135,7	12	1:22.540	150,1
9	1 Neuhauser Racing K.Schramm(DEU)	ADAC Formel 4 powered by Abarth	19	28:55.387	4.445	135,7	9	1:22.673	149,9
10	8 Motopark R J.Fittje(DEU)	ADAC Formel 4 powered by Abarth	19	28:55.923	4.981	135,6	10	1:23.325	148,7
11	17 Jenzer Motorsport GmbH R A.Hoti(DEU)	ADAC Formel 4 powered by Abarth	19	28:56.304	5.362	135,6	11	1:22.824	149,6
12	33 RS-Competition J.Jonck(DNK)	ADAC Formel 4 powered by Abarth	19	28:56.714	5.772	135,6	17	1:22.992	149,3
13	34 Toni Wolf R T.Wolf(DEU)	ADAC Formel 4 powered by Abarth	19	28:57.107	6.165	135,5	12	1:23.306	148,7
14	46 Team Scheider M.Auricchio(BRA)	ADAC Formel 4 powered by Abarth	19	28:57.866	6.924	135,5	10	1:23.227	148,9
15	20 SMG Swiss Motorsport Group N.Rogivue(CHE)	ADAC Formel 4 powered by Abarth	19	28:58.378	7.436	135,4	11	1:23.180	149,0
16	25 Van Amersfoort Racing R M.Schumacher(DEU)	ADAC Formel 4 powered by Abarth	19	28:59.598	8.656	135,3	12	1:22.922	149,4
17	31 Team Scheider R Y.Shlom(RUS)	ADAC Formel 4 powered by Abarth	19	29:00.136	9.194	135,3	10	1:23.560	148,3
18	15 Jenzer Motorsport GmbH D.Kolkmann(DEU)	ADAC Formel 4 powered by Abarth	19	29:01.019	10.077	135,2	11	1:23.420	148,5
19	35 HTP Juniorteam R C.Schreiner(DEU)	ADAC Formel 4 powered by Abarth	19	29:02.166	11.224	135,1	17	1:24.580	146,5
20	77 Job van Uitert R J.Van Uitert(NLD)	ADAC Formel 4 powered by Abarth	19	29:02.881	11.939	135,1	12	1:23.349	148,7
21	38 Liqui Moly Team Engstler R L.Engstler(DEU)	ADAC Formel 4 powered by Abarth	19	29:03.336	12.394	135,0	9	1:24.380	146,8
22	18 SMG Swiss Motorsport Group G.Maggi(CHE)	ADAC Formel 4 powered by Abarth	19	29:03.937	12.995	135,0	11	1:23.007	149,3
23	55 Race Performance R M.Niederhauser(CHE)	ADAC Formel 4 powered by Abarth	19	29:05.884	14.942	134,9	8	1:27.055	142,3
24	9 Motopark R J.Cecotto(VEN)	ADAC Formel 4 powered by Abarth	19	29:06.532	15.590	134,8	10	1:23.010	149,3
not classified									
	13 Team piroports C.Piro(DEU)	ADAC Formel 4 powered by Abarth	16	23:54.826	3LAPS	138,2	10	1:22.918	149,4



ADAC Formel 4

Result List Race 2

Provisional



Lausitzring, Length: 3442 m

Air temperature: 36.3°C

Track temperature: 41.4°C

Weather condition: Dry

DMSB Reg. Nr.: 174/15

Saturday 4.7.2015 15:10

started : 34 classified : 24 not classified : 10

#	Competitor	Sponsor	Laps	Total Time	Gap	Kph	Lap	Time	Kph
CI	Drivers	Car							
21	Liqui Moly Team Engstler		16	24:00.663	3LAPS	137,6	8	1:25.542	144,9
R	M.Halder(DEU)	ADAC Formel 4 powered by Abarth							
3	ADAC Berlin-Brandenburg e.V.		12	29:04.575	7LAPS	85,2	4	1:25.372	145,1
R	B.Mazatis(DEU)	ADAC Formel 4 powered by Abarth							
44	RS-Competition		11	15:56.094	8LAPS	142,6	11	1:23.058	149,2
R	G.Rupp(DEU)	ADAC Formel 4 powered by Abarth							
24	Robin Brezina		9	13:53.305	10LAPS	133,8	8	1:25.002	145,8
R	R.Brezina(DEU)	ADAC Formel 4 powered by Abarth							
14	Jenzer Motorsport GmbH		8	11:42.507	11LAPS	141,1	5	1:23.306	148,7
	M.Müller-Crepon(DEU)	ADAC Formel 4 powered by Abarth							
5	ADAC Berlin-Brandenburg e.V.		7	10:07.558	12LAPS	142,8	5	1:22.728	149,8
R	D.Beckmann(DEU)	ADAC Formel 4 powered by Abarth							
30	Team Scheider		5	9:08.627	14LAPS	112,9	5	1:23.260	148,8
	J.Kremer(DEU)	ADAC Formel 4 powered by Abarth							
16	Jenzer Motorsport GmbH		3	4:31.364	16LAPS	137,0	2	1:26.323	143,5
	M.Böckmann(DEU)	ADAC Formel 4 powered by Abarth							
26	Van Amersfoort Racing		1	1:49.153	18LAPS				
	H.Newey(GBR)	ADAC Formel 4 powered by Abarth							

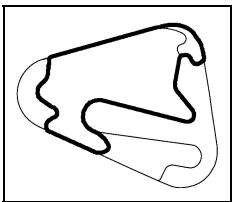
Fastest lap of the race. Car 4 driver Shwartzman on lap 11. Time 1:22.382, average speed 150,4 km/h.

Subject to final scrutineering!

Publications Time:

Clerk of the course:

Time Keeping:



ADAC Formel 4

Lap chart Race 2

Provisional

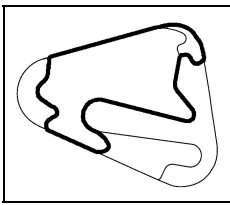


Lausitzring, Length: 3442 m

Saturday 4.7.2015 15:10

POS	1	2	3	4	5	6	7	8	9	10	11	12	13	14	15	16	17	18	19	20	21	22	23	24	25	26	27	28	29	30	31	32	33	34	35
LAP 1	36	7	28	5	4	2	6	8	1	13	9	33	27	44	30	16	17	46	14	34	31	77	10	18	24	35	38	15	55	21	20	25	26	3	
LAP 2	36	7	28	5	4	6	2	8	1	13	27	44	33	9	16	17	46	34	77	10	14	18	31	24	35	15	38	20	25	55	21	30	3'		
LAP 3	36	7	28	5	4	6	2	8	1	13	27	44	33	9	17	46	34	10	77	18	16	24	31	35	38	20	25	14	21	55	15	30'	3'		
LAP 4	36	7	28	5	4	6	2	1	8	13	27	44	33	9	17	46	10	34	77	18	31	24	20	38	35	25	14	21	15	55	30'	3'			
LAP 5	36	7	28	5	4	6	2	1	8	27	13	44	33	9	17	10	46	34	77	18	31	20	24	38	35	25	14	21	15	55	30'	3'			
LAP 6	36	7	28	5	4	6	2	1	27	13	8	33	10	9	17	44	46	34	77	18	31	20	38	24	25	35	14	15	21	55	3'				
LAP 7	36	7	28	4	6	2	1	27	13	8	10	9	33	17	46	.5	18	34	31	20	38	24	14	35	25	15	77	44	21	55	3'				
LAP 8	36	7	28	4	6	2	1	27	13	10	8	9	33	17	46	18	34	31	20	38	24	14	35	25	15	44	77	21	55	3'					
LAP 9	36	7	28	4	6	2	1	27	10	13	8	33	17	46	9	18	34	31	20	38	25	15	44	35	77	21	55	.24	3'						
LAP 10	36	7	28	4	6	2	1	27	10	13	8	33	17	46	9	18	34	31	20	38	25	44	15	35	77	21	55	3'							
LAP 11	36	7	28	4	6	2	1	27	10	13	8	33	17	46	9	18	34	31	20	25	38	44	15	77	35	21	55	3'							
LAP 12	36	7	4	28	6	2	1	27	10	13	8	33	17	46	9	18	34	20	31	25	15	38	77	35	21	55	3'								
LAP 13	36	7	4	28	6	2	1	27	10	13	8	33	17	46	9	18	34	20	31	25	15	38	77	35	21	55									
LAP 14	36	7	4	28	6	2	1	27	10	13	8	33	17	46	9	18	34	20	31	25	15	38	77	35	21	55									
LAP 15	36	7	4	28	6	2	27	1	10	13	8	33	17	9	46	18	34	20	31	25	15	38	77	35	21	55									
LAP 16	7	36	4	28	6	27	2	1	10	8	17	13	33	9	46	34	20	25	31	15	35	38	77	21	55	18									
LAP 17	7	36	4	28	6	27	2	10	1	8	17	33	34	46	20	.9	25	31	15	35	77	38	18	55											
LAP 18	7	36	4	28	6	27	2	10	1	8	17	33	34	46	20	25	31	15	35	77	38	18	55	9											
LAP 19	7	36	4	28	6	27	2	10	1	8	17	33	34	46	20	25	31	15	35	77	38	18	55	9											

. - PIT STOP ' - LAP BEHIND



ADAC Formel 4

Lap analysis Race 2

Provisional



Lausitzring, Length: 3442 m
Air temperature: 36.3°C
Track temperature: 41.4°C
Weather condition: Dry

DMSB Reg. Nr.: 174/15

Saturday 4.7.2015 15:10

Lap	Time	SE1	SP1	SE2	SP2	SE3	SP3	TSP	Lap	Time	SE1	SP1	SE2	SP2	SE3	SP3	TSP
1 Kim Luis Schramm, DEU ,									theoretical besttime: 1:22.511								
1	1:34.688	36.150	157	23.018	191	35.520	207	151	11	1:22.980	26.070	163	21.701	197	35.209	207	212
2	1:24.636	27.015	162	22.020	197	35.601	207	214	12	1:22.838	25.920	162	21.667	197	35.251	206	212
3	1:24.041	26.598	163	21.972	197	35.471	206	215	13	1:28.426	25.872	162	23.361	168	39.193	148	212
4	1:24.983	27.043	163	22.007	197	35.933	202	213	14	2:03.605	35.285	113	32.522	119	55.798	118	159
5	1:23.509	26.447	161	21.681	197	35.381	204	208	15	2:02.392	42.103	112	31.960	118	48.329	206	110
6	1:22.921	25.896	162	21.645	197	35.380	204	210	16	1:24.969	27.170	163	22.238	196	35.561	208	212
7	1:23.116	25.977	163	21.641	197	35.498	204	210	17	1:23.697	26.470	163	21.955	198	35.272	210	211
8	1:22.911	25.823	163	21.610	199	35.478	205	211	18	1:36.857	26.221	160	28.923	117	41.713	162	216
9	1:22.673	25.735	163	21.772	196	35.166	207	211	19	2:03.089	33.672	102	34.908	91	54.509	128	154
10	1:23.056	25.957	163	21.769	197	35.330	207	213									

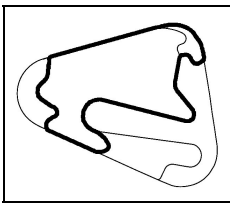
2 Tim Zimmermann, DEU ,									theoretical besttime: 1:22.628								
1	1:33.424	34.817	159	22.416	197	36.191	205	135	11	1:22.934	25.921	163	21.721	199	35.292	208	214
2	1:25.363	26.859	161	22.728	188	35.776	207	210	12	1:22.812	26.005	162	21.772	198	35.035	208	215
3	1:23.790	26.253	163	21.834	197	35.703	205	214	13	1:28.713	26.131	160	23.040	178	39.542	157	215
4	1:23.598	26.174	163	21.884	197	35.540	205		14	2:03.456	35.088	106	32.642	108	55.726	125	171
5	1:23.426	26.220	162	21.820	199	35.386	205	213	15	2:02.572	41.817	117	32.417	121	48.338	204	99
6	1:23.358	26.175	162	21.672	202	35.511	207	212	16	1:24.747	27.366	163	22.140	198	35.241	208	210
7	1:23.877	26.702	163	21.863	197	35.312	206	215	17	1:23.543	26.392	163	21.878	200	35.273	211	216
8	1:23.053	26.098	162	21.679	199	35.276	207	213	18	1:36.915	26.468	150	28.827	114	41.620	156	220
9	1:23.039	26.158	162	21.727	197	35.154	207	215	19	2:02.679	33.641	101	34.746	99	54.292	127	158
10	1:22.918	25.957	163	21.696	198	35.265	207	214									

3 Benjamin Mazatis, DEU ,									theoretical besttime: 1:24.421								
1	12:01.695	11:02.155	156	23.019	192	36.521	200		8	1:48.823	34.692	95	30.753	155	43.378	206	165
2	1:26.073	27.579	157	22.450	192	36.044	201	207	9	1:27.587	28.723	159	22.603	196	36.261	208	212
3	1:28.085	26.834	160	21.988	194	39.263	199	208	10	1:27.693	27.418	161	24.149	193	36.126	203	215
4	1:25.372	27.240	159	22.235	194	35.897	201	206	11	1:33.973	27.919	159	24.768	127	41.286	170	209
5	1:25.600	26.536	160	22.422	193	36.642	198	208	12	2:01.993	34.695	76	34.374	126	52.924	109	173
6	1:28.870	28.394	157	23.446	177	37.030	200	193									
7	1:28.811	28.202	152	22.919	193	37.690	168	195									

4 Robert Shwartzman, RUS ,									theoretical besttime: 1:22.174								
1	1:33.286	34.632	159	23.020	197	35.634	204	144	11	1:22.382	25.834	165	21.698	199	34.850	207	215
2	1:23.464	26.397	163	21.873	198	35.194	207	211	12	1:22.481	25.991	163	21.603	199	34.887	207	212
3	1:23.137	25.998	164	21.944	198	35.195	208	214	13	1:32.794	25.721	163	24.725	129	42.348	161	214
4	1:23.004	25.994	165	21.817	198	35.193	208	215	14	2:05.178	36.724	111	32.605	114	55.849	111	137
5	1:22.810	26.113	163	21.687	201	35.010	207	214	15	2:03.110	42.158	99	32.631	108	48.321	205	108
6	1:22.632	25.934	165	21.710	200	34.988	208	214	16	1:24.246	27.203	163	22.008	199	35.035	209	211
7	1:22.969	26.067	165	21.678	201	35.224	206	215	17	1:22.716	26.071	165	21.766	197	34.879	208	216
8	1:22.556	25.850	163	21.709	199	34.997	207	213	18	1:37.142	25.976	160	29.951	124	41.215	163	216
9	1:22.437	25.855	164	21.698	199	34.884	207	213	19	2:02.825	34.053	120	34.678	104	54.094	123	172
10	1:22.658	26.018	164	21.658	199	34.982	208	215									

5 David Beckmann, DEU ,									theoretical besttime: 1:22.726								
1	1:32.472	34.394	157	22.476	197	35.602	206	140	5	1:22.728	25.982	164	21.597	201	35.149	207	212
2	1:23.619	26.409	162	21.829	197	35.381	206	211	6	1:23.103	25.980	164	21.653	200	35.470	207	213
3	1:23.080	26.072	164	21.767	198	35.241	207	213	7	1:39.522	26.017	164	21.655	199	51.850		214
4	1:23.034	26.036	164	21.782	197	35.216	206	213									

6 Mike David Ortmann, DEU ,									theoretical besttime: 1:22.727								
1	1:33.820	35.053	161	22.843	198	35.924	207	142	11	1:23.095	26.074	163	21.699	198	35.322	205	211
2	1:24.575	26.680	164	22.339	195	35.556	204	214	12	1:22.842	25.930	162	21.728	198	35.184	205	211
3	1:23.640	26.198	163	21.922	196	35.520	205	211	13	1:27.991	26.097	161	22.734	160	39.160	151	211
4	1:23.674	26.231	164	21.857	197	35.586	204	211	14	2:03.898	35.686	99	32.453	112	55.759	126	158
5	1:23.363	26.359	163	21.697	200	35.307	203	210	15	2:02.441	41.883	102	32.445	119	48.113	206	100
6	1:23.675	26.250	163	21.980	199	35.445	204	210	16	1:24.746	27.118	162	22.276	200	35.352	210	212
7	1:23.671	26.634	162	21.738	197	35.299	204	211	17	1:23.801	26.517	163	21.842	198	35.442	207	217



ADAC Formel 4

Lap analysis Race 2

Provisional



Lausitzring, Length: 3442 m
Air temperature: 36.3°C
Track temperature: 41.4°C
Weather condition: Dry

DMSB Reg. Nr.: 174/15

Saturday 4.7.2015 15:10



Lap	Time	SE1	SP1	SE2	SP2	SE3	SP3	TSP	Lap	Time	SE1	SP1	SE2	SP2	SE3	SP3	TSP
8	1:23.149	26.099	163	21.707	199	35.343	204	210	18	1:36.574	26.127	163	28.679	119	41.768	158	215
9	1:22.848	25.968	163	21.705	196	35.175	204	210	19	2:02.007	33.527	108	34.621	105	53.859	123	169
10	1:22.946	26.069	162	21.622	198	35.255	205	210									

7 Joel Eriksson, SWE ,

theoretical besttime: 1:22.302

1	1:29.999	32.835	161	21.835	197	35.329	207	129	11	1:22.568	25.866	164	21.540	199	35.162	209	217
2	1:22.870	26.069	163	21.630	199	35.171	209	213	12	1:22.654	25.907	163	21.704	197	35.043	208	216
3	1:23.304	26.108	162	21.988	197	35.208	208	216	13	1:34.391	25.955	163	25.881	128	42.555	150	216
4	1:23.032	26.051	163	21.741	200	35.240	209	216	14	2:05.083	36.508	107	32.674	115	55.901	116	147
5	1:23.833	26.866	162	21.840	200	35.127	209	218	15	2:03.234	41.929	112	32.840	114	48.465	207	109
6	1:22.815	25.931	164	21.803	199	35.081	207	215	16	1:23.360	26.807	162	21.622	197	34.931	207	212
7	1:22.698	25.869	163	21.696	198	35.133	207	215	17	1:22.588	25.831	163	21.632	196	35.125	208	213
8	1:22.617	25.925	163	21.680	198	35.012	208	214	18	1:37.446	26.021	136	30.141	126	41.284	169	214
9	1:22.629	25.887	164	21.676	199	35.066	208	215	19	2:03.007	33.991	124	34.867	98	54.149	119	175
10	1:22.814	25.969	163	21.863	196	34.982	209	215									

8 Jannes Fittje, DEU ,

theoretical besttime: 1:23.037

1	1:34.048	35.487	160	22.616	199	35.945	209	144	11	1:23.449	26.384	163	21.815	198	35.250	205	213
2	1:24.934	26.975	163	22.116	198	35.843	211	216	12	1:23.326	26.160	162	21.899	197	35.267	205	213
3	1:24.234	26.625	164	21.934	198	35.675	205	218	13	1:27.724	26.069	162	23.292	172	38.363	188	212
4	1:25.294	26.908	162	22.045	198	36.341	205	211	14	1:59.703	32.513	94	31.600	134	55.590	118	186
5	1:24.328	27.096	163	21.824	199	35.408	206	212	15	1:59.834	41.525	114	31.867	134	46.442	211	127
6	1:25.897	26.517	161	22.313	200	37.067	205	212	16	1:25.091	27.359	163	22.081	199	35.651	207	213
7	1:24.087	26.674	163	21.947	199	35.466	206	210	17	1:23.733	26.357	163	21.915	199	35.461	206	214
8	1:23.756	26.720	163	21.830	199	35.206	205	213	18	1:36.797	26.556	160	28.380	118	41.861	170	215
9	1:23.487	26.257	162	21.891	196	35.339	205	212	19	2:02.876	33.532	103	34.902	91	54.442	129	161
10	1:23.325	26.357	163	21.773	197	35.195	206	211									

9 Jonathan Cecotto, VEN ,

theoretical besttime: 1:22.883

1	1:35.458	36.741	160	22.915	197	35.802	212	160	11	1:23.254	26.198	163	21.721	199	35.335	208	215
2	1:26.771	27.479	155	23.431	202	35.861	211	218	12	1:23.349	26.191	163	21.748	199	35.410	208	216
3	1:24.148	26.726	164	21.827	201	35.595	208	218	13	1:27.221	26.659	160	23.360	181	37.202	190	216
4	1:23.683	26.304	165	21.842	199	35.537	208	215	14	1:58.903	32.920	89	31.131	125	54.852	112	
5	1:24.719	27.018	164	22.313	202	35.388	208	215	15	1:57.969	40.847	112	31.348	141	45.774	210	127
6	1:24.477	26.327	164	21.930	201	36.220	202	215	16	1:26.410	28.028	159	22.467	198	35.915	201	218
7	1:25.370	27.463	164	22.354	195	35.553	206	207	17	1:26.341	27.008	162	21.774	199	37.559		208
8	1:23.023	26.045	163	21.668	200	35.310	206	212	18	1:42.839	42.302	158	21.975	197	38.562	163	
9	1:27.226	29.473	162	22.325	197	35.428	208	214	19	2:02.361	35.251	81	34.908	113	52.202	98	166
10	1:23.010	26.149	164	21.691	198	35.170	208	213									

10 Michael Waldherr, DEU ,

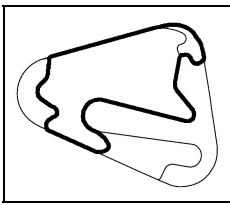
theoretical besttime: 1:22.199

1	1:39.802	40.695	160	22.677	199	36.430	210	182	11	1:22.771	26.074	163	21.622	199	35.075	207	213
2	1:25.555	27.384	159	22.515	202	35.656	206	218	12	1:22.540	25.702	163	21.615	198	35.223	205	213
3	1:24.686	27.124	165	22.086	202	35.476	211	212	13	1:29.731	26.548	126	23.553	192	39.630	161	213
4	1:22.818	25.999	167	21.748	200	35.071	211	217	14	1:59.915	32.974	100	31.503	122	55.438	114	168
5	1:22.687	25.994	165	21.636	204	35.057	212	219	15	2:01.083	42.047	113	32.337	128	46.699	214	117
6	1:23.708	26.507	164	21.739	202	35.462	208	219	16	1:24.912	27.578	164	21.861	203	35.473	211	219
7	1:23.626	26.500	165	21.926	200	35.200	211	213	17	1:23.204	26.218	164	21.928	200	35.058	213	218
8	1:22.554	26.048	164	21.557	202	34.949	208	216	18	1:37.019	26.597	160	28.696	115	41.726	157	221
9	1:22.668	25.931	165	21.797	197	34.940	206	215	19	2:03.021	33.562	101	34.948	94	54.511	125	156
10	1:22.699	25.787	164	21.807	198	35.105	207	212									

13 Cedric Piro, DEU ,

theoretical besttime: 1:22.841

1	1:35.228	36.582	159	22.797	195	35.849	207	156	10	1:22.918	26.150	164	21.738	198	35.030	206	213
2	1:24.372	26.832	162	21.936	199	35.604	209	215	11	1:23.136	26.185	163	21.690	198	35.261	206	213
3	1:23.891	26.673	163	21.952	198	35.266	210	216	12	1:22.955	26.182	162	21.669	197	35.104	206	213
4	1:25.131	27.267	163	21.888	199	35.976	207	214	13	1:28.473	26.142	148	24.018	173	38.313	161	213
5	1:24.741	27.723	161	21.746	201	35.272	209	213	14	2:00.729	33.283	103	31.862	130	55.584	117	170
6	1:24.979	26.534	163	22.014	200	36.431	203	216	15	2:00.369	41.377	120	32.164	124	46.828	206	128



ADAC Formel 4

Lap analysis Race 2

Provisional



Lausitzring, Length: 3442 m
Air temperature: 36.3°C
Track temperature: 41.4°C
Weather condition: Dry

DMSB Reg. Nr.: 174/15

Saturday 4.7.2015 15:10

Lap	Time	SE1	SP1	SE2	SP2	SE3	SP3	TSP	Lap	Time	SE1	SP1	SE2	SP2	SE3	SP3	TSP
7	1:23.521	26.585	162	21.703	196	35.233	203	210	16	1:27.477	28.644	161	21.880	196	36.953	191	213
8	1:23.047	26.313	162	21.685	197	35.049	204	210									
9	1:23.859	26.253	162	22.461	197	35.145	206	210									

14 Moritz Müller-Crepon, DEU ,

theoretical besttime: 1:23.306

1	1:38.393	38.719	158	23.353	196	36.321	207	158	5	1:23.306	26.117	160	21.775	199	35.414	205	209
2	1:26.985	28.614	156	22.480	198	35.891	203	214	6	1:23.701	26.297	162	21.839	198	35.565	203	208
3	1:32.314	27.326	163	28.405	134	36.583	207	209	7	1:25.815	26.973	159	22.525	194	36.317	206	212
4	1:27.109	26.700	162	24.271	164	36.138	204	216	8	1:24.884	26.476	162	22.592	199	35.816	207	213

15 David Kolkmann, DEU ,

theoretical besttime: 1:23.261

1	1:41.447	40.728	152	23.597	192	37.122	205	165	11	1:23.420	26.281	162	21.770	198	35.369	206	213
2	1:26.576	27.772	162	22.369	197	36.435	207	212	12	1:24.028	26.285	164	22.269	199	35.474	202	212
3	1:35.036	27.315	162	31.039	141	36.682	205	214	13	1:29.081	26.796	153	24.335	164	37.950	180	209
4	1:24.740	26.837	162	22.001	199	35.902	205	210	14	1:45.315	27.898	159	23.904	144	53.513	105	166
5	1:24.079	26.498	162	21.763	200	35.818	208	210	15	1:55.935	39.986	102	31.262	137	44.687	205	130
6	1:23.836	26.505	162	21.822	196	35.509	205	215	16	1:26.447	28.170	162	22.368	198	35.909	207	212
7	1:23.944	26.421	162	21.875	197	35.648	205	211	17	1:24.590	26.400	163	22.449	197	35.741	207	215
8	1:23.974	26.359	163	21.820	200	35.795	207	211	18	1:35.593	27.662	138	27.291	123	40.640	162	215
9	1:25.914	27.628	160	22.237	194	36.049	204	214	19	2:03.106	34.509	104	35.169	119	53.428	128	164
10	1:23.958	26.961	163	21.780	199	35.217	206	209									

16 Marek Böckmann, DEU ,

theoretical besttime: 1:26.323

1	1:37.242	35.224	136	23.994	194	38.024	205	149	3	1:27.799	28.256	160	22.664	196	36.879		211
2	1:26.323	27.623	161	22.478	197	36.222	205	209									

17 Arlind Hoti, DEU ,

theoretical besttime: 1:22.711

1	1:37.397	38.425	160	22.803	195	36.169	208	168	11	1:22.824	26.032	162	21.541	198	35.251	206	213
2	1:26.231	27.768	158	22.238	197	36.225	202	214	12	1:23.093	26.111	162	21.679	200	35.303	203	211
3	1:24.348	26.764	163	21.844	195	35.740	203	208	13	1:27.446	26.063	163	23.187	189	38.196	162	213
4	1:23.817	26.226	162	21.869	195	35.722	203	209	14	2:00.105	33.812	114	31.588	133	54.705	112	163
5	1:23.515	26.350	163	21.873	199	35.292	206	208	15	1:59.308	41.211	104	31.764	132	46.333	208	126
6	1:23.970	26.200	164	21.611	202	36.159	201	212	16	1:25.412	27.943	161	22.095	197	35.374	206	214
7	1:25.888	27.842	162	22.185	200	35.861	208	208	17	1:23.006	26.207	162	21.661	199	35.138	206	211
8	1:23.637	26.285	163	21.783	200	35.569	204	215	18	1:36.722	26.471	158	28.393	119	41.858	165	215
9	1:23.637	26.612	162	21.634	198	35.391	205	211	19	2:02.826	33.632	112	34.955	92	54.239	126	157
10	1:23.122	26.100	163	21.640	196	35.382	205	209									

18 Giorgio Maggi, CHE ,

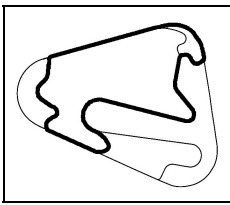
theoretical besttime: 1:22.738

1	1:40.208	39.292	156	23.625	195	37.291	205	161	11	1:23.007	25.910	161	21.912	196	35.185	205	211
2	1:25.848	27.292	159	22.623	195	35.933	204	212	12	1:23.306	26.082	161	21.697	198	35.527	205	211
3	1:25.245	26.920	162	22.488	194	35.837	204	210	13	1:27.363	26.531	143	23.852	181	36.980	193	211
4	1:24.695	26.860	160	22.006	196	35.829	203	210	14	1:58.958	32.956	86	31.288	126	54.714	109	191
5	1:23.572	26.278	161	21.869	197	35.425	203	209	15	1:58.152	40.856	113	31.577	151	45.719	205	122
6	1:23.604	26.109	162	21.996	196	35.499	205	211	16	1:34.921	28.128	159	22.627	196	44.166	205	211
7	1:24.483	26.607	161	21.882	199	35.994	202	211	17	1:23.592	26.181	161	22.030	196	35.381	204	211
8	1:23.060	26.143	159	21.786	195	35.131	204	208	18	1:33.644	26.378	157	26.214	123	41.052	179	210
9	1:24.745	26.831	159	22.075	196	35.839	205	209	19	2:02.363	34.999	76	34.449		52.915	110	181
10	1:23.171	26.052	161	21.753	196	35.366	205	210									

20 Nikolaj Rogivue, CHE ,

theoretical besttime: 1:22.815

1	1:43.550	41.947	157	24.852	185	36.751	203	173	11	1:23.180	26.120	162	21.798	199	35.262	208	213
2	1:26.952	28.418	159	22.857	193	35.677	205	210	12	1:23.188	26.411	160	21.786	197	34.991	205	214
3	1:24.413	26.518	163	22.462	193	35.433	206	212	13	1:24.800	26.136	162	22.660	195	36.004	193	212
4	1:24.588	26.530	161	22.085	199	35.973	206	213	14	1:58.546	33.669	75	30.628	105	54.249	112	195
5	1:24.431	26.876	162	22.010	198	35.545	204	214	15	1:57.212	41.008	111	31.459	129	44.745	209	124
6	1:23.875	26.494	162	21.889	198	35.492	205	211	16	1:26.594	28.349	161	22.582	196	35.663	208	215
7	1:24.714	26.338	162	21.953	196	36.423	203	212	17	1:24.631	26.874	161	22.355	197	35.402	210	216



ADAC Formel 4

Lap analysis Race 2

Provisional



Lausitzring, Length: 3442 m
Air temperature: 36.3°C
Track temperature: 41.4°C
Weather condition: Dry

DMSB Reg. Nr.: 174/15

Saturday 4.7.2015 15:10



Lap	Time	SE1	SP1	SE2	SP2	SE3	SP3	TSP	Lap	Time	SE1	SP1	SE2	SP2	SE3	SP3	TSP
8	1:23.662	26.443	161	21.783	198	35.436	204	210	18	1:34.882	26.968	147	26.387	143	41.527	173	218
9	1:23.416	26.417	161	21.853	195	35.146	205	210	19	2:02.451	34.006	105	34.852	105	53.593	141	179
10	1:23.293	26.305	161	21.704	198	35.284	206	212									

21 Michelle Halder, DEU ,

theoretical besttime: 1:25.541

1	1:43.474	41.980	156	24.236	192	37.258	206	175	10	1:26.021	27.297	160	22.643	194	36.081	204	210
2	1:29.625	29.133	160	23.223	195	37.269	208	213	11	1:25.778	27.156	161	22.399	196	36.223	204	212
3	1:26.869	27.680	161	22.655	194	36.534	205	213	12	1:26.630	27.264	158	22.762	193	36.604	203	210
4	1:26.087	27.339	162	22.429	196	36.319	205	211	13	1:28.099	28.552	158	23.023	193	36.524	203	210
5	1:25.699	27.260	160	22.402	198	36.037	203	212	14	1:37.016	27.632	158	22.470	196	46.914	118	211
6	1:26.212	27.423	161	22.401	197	36.388	204	210	15	1:53.814	39.288	95	30.825	159	43.701	208	132
7	1:25.587	27.148	161	22.363	196	36.076	204	210	16	1:27.768	28.811	161	22.592	197	36.365	205	215
8	1:25.542	27.149	161	22.359	196	36.034	204	211									
9	1:26.442	27.495	161	22.664	193	36.283	205	209									

24 Robin Brezina, DEU ,

theoretical besttime: 1:24.674

1	1:40.786	40.256	157	23.048	197	37.482	201	177	6	1:25.995	27.266	160	22.940	195	35.789	204	209
2	1:26.421	27.655	160	22.521	193	36.245	209	208	7	1:26.615	27.252	160	23.237	193	36.126	204	211
3	1:25.762	27.409	161	22.203	195	36.150	201	214	8	1:25.002	26.685	159	22.531	197	35.786	203	211
4	1:26.225	27.115	160	22.935	195	36.175	203	209	9	2:10.987	38.005	105	36.691	97	56.291		210
5	1:25.512	27.010	159	22.573	197	35.929	202	209									

25 Mick Schumacher, DEU ,

theoretical besttime: 1:22.835

1	1:46.834	37.762	158	32.306	146	36.766	205	160	11	1:24.485	26.993	161	22.219	198	35.273	204	214
2	1:25.406	26.793	161	22.344	197	36.269	204	211	12	1:22.922	25.918	161	21.644	195	35.360	203	209
3	1:25.292	26.365	162	21.938	194	36.989	203	211	13	1:31.525	29.050	147	24.450	166	38.025	177	189
4	1:24.925	27.277	162	21.987	196	35.661	203	210	14	1:45.135	27.638	154	24.001	148	53.496	111	171
5	1:23.572	26.167	161	21.826	199	35.579	206	209	15	1:55.732	40.151	101	31.051	127	44.530	209	134
6	1:25.204	26.616	163	22.786	199	35.802	205	213	16	1:26.173	27.855	161	22.534	191	35.784	208	217
7	1:27.684	28.512	155	22.461	194	36.711	203	212	17	1:24.958	26.759	162	22.257	198	35.942	205	216
8	1:24.429	26.663	161	21.962	198	35.804	207	211	18	1:35.034	27.544	155	26.640	133	40.850	163	212
9	1:23.895	26.893	161	21.687	195	35.315	204	215	19	2:02.870	34.069	101	35.088	107	53.713	131	183
10	1:23.523	26.088	162	22.008	193	35.427	207	210									

26 Harrison Newey, GBR ,

theoretical besttime:

1	1:49.153	35.855	158	25.061	134	48.237		145									
---	----------	--------	------------	--------	------------	--------	--	-----	--	--	--	--	--	--	--	--	--

27 Marvin Dienst, DEU ,

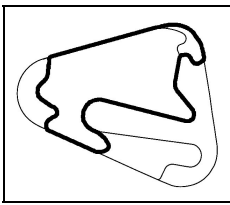
theoretical besttime: 1:22.252

1	1:36.376	37.450	159	22.658	197	36.268	203	122	11	1:23.043	26.211	163	21.811	198	35.021	209	218
2	1:23.675	26.560	158	21.935	196	35.180	207	211	12	1:22.947	26.091	161	21.666	198	35.190	207	217
3	1:24.056	26.503	161	22.019	197	35.534	206	215	13	1:29.080	25.998	140	23.829	162	39.253	157	215
4	1:24.810	27.062	162	21.855	198	35.893	206	212	14	2:03.316	34.927	106	32.692	130	55.697	111	156
5	1:24.162	26.934	162	22.018	197	35.210	207	213	15	2:01.327	41.893	118	32.308	137	47.126	204	119
6	1:23.288	26.390	160	21.828	197	35.070	203	215	16	1:24.126	27.032	161	21.938	199	35.156	212	211
7	1:22.507	25.690	163	21.686	196	35.131	204	210	17	1:23.876	26.562	163	21.919	198	35.395	209	219
8	1:22.439	25.680	162	21.671	197	35.088	205	211	18	1:36.620	26.503	161	28.504	117	41.613	150	217
9	1:22.833	25.810	162	21.888	195	35.135	205	212	19	2:02.242	33.565	114	34.860	102	53.817	125	163
10	1:22.559	25.846	163	21.807	196	34.906	209	212									

28 Janneau Esmeijer, NLD ,

theoretical besttime: 1:22.493

1	1:31.099	33.566	159	21.966	196	35.567	205	132	11	1:22.731	25.779	162	21.620	195	35.332	203	211
2	1:23.555	26.311	161	21.849	195	35.395	204	212	12	1:23.439	26.486	162	21.737		35.216	205	210
3	1:23.172	25.916	162	21.869	195	35.387	205	212	13	1:32.224	25.863	162	24.427	137	41.934	165	212
4	1:23.152	25.857	163	21.782	195	35.513	204	211	14	2:05.476	37.024	105	32.403	118	56.049	114	143
5	1:23.190	26.114	162	21.731	198	35.345	204	211	15	2:02.682	41.940	107	32.511	115	48.231	207	107
6	1:23.222	26.111	162	21.717	197	35.394	203	212	16	1:24.872	27.485	159	22.093	197	35.294	206	214
7	1:22.752	25.746	163	21.644	196	35.362	204	211	17	1:22.794	25.919	162	21.648	197	35.227	205	214
8	1:22.839	25.763	162	21.747	197	35.329	204	211	18	1:36.740	26.117	159	29.563	119	41.060	157	213



ADAC Formel 4

Lap analysis Race 2

Provisional



Lausitzring, Length: 3442 m
Air temperature: 36.3°C
Track temperature: 41.4°C
Weather condition: Dry

DMSB Reg. Nr.: 174/15

Saturday 4.7.2015 15:10

Lap	Time	SE1	SP1	SE2	SP2	SE3	SP3	TSP	Lap	Time	SE1	SP1	SE2	SP2	SE3	SP3	TSP
9	1:22.643	25.845	162	21.670	195	35.128	204	210	19	2:02.736	34.063	123	34.593	104	54.080	123	166
10	1:22.957	26.134	161	21.696	195	35.127	204	211									

30 Jason Kremer, DEU ,

theoretical besttime: 1:23.260

1	1:37.172	38.008	158	22.784	194	36.380	206	148	4	1:24.117	27.032	160	21.717	197	35.368	204	210
2	2:08.247	30.157	110	36.607	76	1:01.483		214	5	1:23.260	26.205	155	21.710	197	35.345	203	209
3	2:35.831	1:36.922	159	23.279	195	35.630	202										

31 Yan Leon Shlom, RUS ,

theoretical besttime: 1:23.496

1	1:39.270	39.411	158	23.280	195	36.579	206	173	11	1:23.798	26.436	160	21.781	196	35.581	202	210
2	1:27.842	27.769	158	23.553	189	36.520	204	212	12	1:24.251	26.893	161	21.802	198	35.556	202	208
3	1:26.112	27.660	162	22.500	196	35.952	205	210	13	1:25.602	27.433	158	22.181	195	35.988	202	211
4	1:24.951	26.985	159	22.319	196	35.647	202	212	14	1:57.549	33.437	81	29.691	98	54.421	109	210
5	1:23.736	26.383	162	21.760	198	35.593	203	207	15	1:56.967	40.713	102	31.453	127	44.801	207	121
6	1:24.645	26.821	161	21.773	196	36.051	202	208	16	1:26.945	28.786	160	22.344	196	35.815	208	213
7	1:24.046	26.468	161	21.799	196	35.779	203	208	17	1:24.637	26.535	161	22.338	197	35.764	207	214
8	1:24.018	26.343	159	21.875	197	35.800	203	208	18	1:35.440	27.694	140	26.958	129	40.788	158	215
9	1:24.066	26.501	160	21.823	195	35.742	202	208	19	2:02.701	34.335	113	35.163	119	53.203	135	169
10	1:23.560	26.234	161	21.706	196	35.620	204	210									

33 Jan Jonck, DNK ,

theoretical besttime: 1:22.800

1	1:36.331	37.242	157	22.638	197	36.451	205	153	11	1:23.109	26.161	162	21.698	199	35.250	209	213
2	1:25.696	27.032	162	22.840	198	35.824	206	211	12	1:23.307	26.275	161	21.844	198	35.188	208	216
3	1:23.892	26.508	162	21.998	197	35.386	206	214	13	1:27.829	26.180	159	23.372	168	38.277	182	216
4	1:23.612	26.329	162	21.857	199	35.426	209	213	14	2:00.030	32.909	95	31.502	128	55.619	112	186
5	1:24.793	27.358	162	22.170	201	35.265	209	218	15	1:59.761	41.334	101	31.752	137	46.675	205	136
6	1:24.889	26.462	163	21.854	200	36.573	205	217	16	1:26.896	29.095	161	22.326	199	35.475	207	211
7	1:25.686	27.360	161	22.494	194	35.832	209	212	17	1:22.992	26.106	161	21.771	197	35.115	207	213
8	1:23.099	26.208	162	21.783	200	35.108	208	216	18	1:36.128	26.112	151	28.411	130	41.605	186	214
9	1:23.017	26.107	161	21.798	196	35.112	206	214	19	2:02.646	33.776	106	34.992	95	53.878	126	158
10	1:23.001	25.994	162	21.810	197	35.197	207	213									

34 Toni Wolf, DEU ,

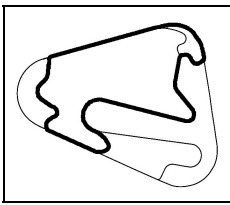
theoretical besttime: 1:23.306

1	1:38.635	39.093	156	23.405	195	36.137	210	164	11	1:23.767	26.469	162	21.963	197	35.335	206	213
2	1:25.555	27.903	156	22.253	198	35.399	209	218	12	1:23.306	26.194	161	21.860	197	35.252	205	213
3	1:25.461	27.807	164	22.149	195	35.505	207	217	13	1:24.856	26.341	162	22.082	197	36.433	194	212
4	1:24.914	26.284	163	22.207	201	36.423	204	214	14	1:59.169	33.988	77	30.943	101	54.238	107	189
5	1:24.043	26.617	162	22.034	199	35.392	206	211	15	1:57.762	41.105	116	31.472	136	45.185	207	127
6	1:23.827	26.292	163	22.001	197	35.534	206	212	16	1:26.333	28.308	162	22.504	200	35.521	210	213
7	1:26.801	27.078	164	21.974	200	37.749	204	213	17	1:24.454	27.040	162	22.100	196	35.314	207	218
8	1:23.976	26.563	162	21.887	198	35.526	204	211	18	1:34.270	26.888	163	25.771	144	41.611	176	214
9	1:23.769	26.536	162	21.877	197	35.356	206	210	19	2:02.457	33.729	108	34.968	97	53.760	133	170
10	1:23.752	26.371	163	21.961	197	35.420	205	213									

35 Carrie Schreiner, DEU ,

theoretical besttime: 1:24.181

1	1:40.817	40.612	155	23.600	193	36.605	204	176	11	1:25.089	27.119	161	22.111	196	35.859	204	211
2	1:26.928	27.818	161	22.816	191	36.294	208	212	12	1:25.523	27.252	158	22.315	196	35.956	203	212
3	1:25.830	27.366	163	22.690	195	35.774	208	214	13	1:29.856	30.048	155	23.087	193	36.721	202	210
4	1:27.024	26.977	161	22.891	194	37.156	205	216	14	1:43.257	28.210	157	23.060	194	51.987	119	209
5	1:24.857	26.777	161	22.176	198	35.904	206	212	15	1:53.847	39.416	93	30.690	154	43.741	207	123
6	1:26.212	26.945	161	22.827	197	36.440	206	214	16	1:25.610	27.991	161	22.155	197	35.464	210	213
7	1:26.412	27.029	160	22.765	193	36.618	204	214	17	1:24.580	26.767	162	22.348	197	35.465	210	218
8	1:25.073	26.733	160	22.327	198	36.013	204	212	18	1:36.189	27.764	121	27.824	120	40.601	189	218
9	1:26.992	28.107	156	23.007	195	35.878	205	211	19	2:03.483	35.073	89	34.708	118	53.702	117	161
10	1:24.587	26.852	162	21.984	197	35.751	203	212									



ADAC Formel 4

Lap analysis Race 2

Provisional



Lausitzring, Length: 3442 m
Air temperature: 36.3°C
Track temperature: 41.4°C
Weather condition: Dry

DMSB Reg. Nr.: 174/15

Saturday 4.7.2015 15:10

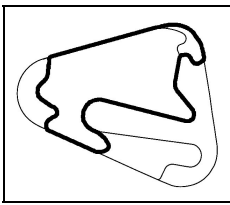
Lap	Time	SE1	SP1	SE2	SP2	SE3	SP3	TSP	Lap	Time	SE1	SP1	SE2	SP2	SE3	SP3	TSP
36	Joey Mawson, AUS ,								theoretical besttime: 1:22.344								
1	1:29.107	31.663	162	21.994	196	35.450	206	129	11	1:22.619	25.925	164	21.578	198	35.116	207	212
2	1:23.459	26.332	163	21.812	196	35.315	206	212	12	1:22.643	25.915	163	21.662	198	35.066	206	212
3	1:23.286	26.112	164	21.846	196	35.328	207	211	13	1:34.414	25.837	163	25.901	133	42.676	154	212
4	1:23.205	26.032	164	21.909	196	35.264	206	212	14	2:04.925	35.980	115	33.020	116	55.925	114	155
5	1:23.629	26.733	163	21.797	199	35.099	206	212	15	2:03.669	41.618	124	32.760	96	49.291	205	108
6	1:22.757	25.972	164	21.633	199	35.152	206	211	16	1:23.953	27.311	163	21.659	199	34.983	209	210
7	1:22.775	25.901	164	21.657	198	35.217	206	211	17	1:22.389	25.869	164	21.524	199	34.996	210	215
8	1:22.577	25.924	163	21.557	199	35.096	206	211	18	1:37.768	26.157	137	30.188	137	41.423	167	217
9	1:22.671	25.946	164	21.548	197	35.177	206	211	19	2:02.922	33.985	118	34.813	100	54.124	121	168
10	1:22.746	25.976	163	21.671	197	35.099	207	211									

38	Luca Engstler, DEU ,								theoretical besttime: 1:23.974								
1	1:41.117	41.140	157	23.250	196	36.727	206	179	11	1:25.265	26.903	161	22.380	194	35.982	205	210
2	1:27.253	27.982	161	22.844	197	36.427	208	213	12	1:25.478	26.952	160	22.555	194	35.971	200	213
3	1:25.816	27.660	160	22.341	196	35.815	205	212	13	1:29.227	28.181	157	23.414	160	37.632	185	194
4	1:25.696	26.654	164	22.619		36.423	206	212	14	1:45.607	28.677	161	23.363	152	53.567	97	170
5	1:25.052	26.813	162	22.182	200	36.057	206	213	15	1:55.295	39.896	96	31.036	136	44.363	209	129
6	1:25.326	27.201	161	22.274	195	35.851	203	214	16	1:27.139	29.401	160	21.936	198	35.802	208	217
7	1:26.576	27.550	159	23.162	192	35.864	203	209	17	1:26.501	27.976	162	22.607	196	35.918	207	216
8	1:24.839	26.929	159	22.392	196	35.518	203	209	18	1:35.804	27.817	158	26.883	129	41.104	177	213
9	1:24.380	26.682	160	22.080	193	35.618	204	210	19	2:02.429	35.102	77	34.192	124	53.135	106	186
10	1:24.536	26.520	161	22.078	194	35.938	205	210									

44	Glenn Rupp, DEU ,								theoretical besttime: 1:23.020								
1	1:36.907	37.143	153	23.244	197	36.520	206	157	7	1:40.721	43.719	162	21.795	198	35.207	208	
2	1:24.442	26.957	160	22.039	198	35.446	205	213	8	1:23.803	27.026	162	21.775	199	35.002	208	213
3	1:23.977	26.733	160	21.877	197	35.367	205	212	9	1:25.683	27.658	161	22.097	198	35.928	208	216
4	1:24.021	26.275	163	21.942	199	35.804	206	211	10	1:23.411	26.550	162	21.836	197	35.025	205	207
5	1:24.733	27.227	163	22.216	200	35.290	205	213	11	1:23.058	26.247	162	21.801	198	35.010	209	212
6	1:25.338	26.243	163	21.911	201	37.184		212									

46	Mauro Auricchio, BRA ,								theoretical besttime: 1:23.157								
1	1:37.806	38.933	158	22.673	198	36.200	209	173	11	1:23.366	26.090	161	21.819	195	35.457	206	210
2	1:26.101	28.158	159	22.188	198	35.755	207	216	12	1:23.377	26.090	158	21.821	195	35.466	204	211
3	1:24.946	26.992	162	21.900	196	36.054	205	211	13	1:26.952	26.554	159	23.216	183	37.182	198	212
4	1:23.848	26.399	162	21.942	196	35.507	205	213	14	1:58.590	32.791	93	31.223	115	54.576	109	186
5	1:23.922	26.685	162	21.731	200	35.506	206	209	15	1:59.376	41.090	114	31.537	131	46.749	206	129
6	1:23.547	26.200	162	21.885	198	35.462	207	212	16	1:26.429	27.881	160	22.782	199	35.766	208	212
7	1:25.437	27.297	162	22.127	199	36.013	206	212	17	1:25.229	27.397	153	22.374	198	35.458	210	214
8	1:24.388	26.318	161	21.810	198	36.260	203	213	18	1:34.393	27.043	154	25.912	149	41.438	172	215
9	1:24.252	26.926	158	21.980	194	35.346	205	208	19	2:02.680	34.078	110	34.849	99	53.753	131	174
10	1:23.227	26.080	161	21.798	194	35.349	204	210									

55	Marylin Niederhauser, CHE ,								theoretical besttime: 1:26.746								
1	1:43.081	41.531	156	24.235	189	37.315	201	176	11	1:27.896	28.397	153	23.044	193	36.455	202	212
2	1:29.914	28.918	157	23.756	192	37.240	204	208	12	1:27.688	27.810	157	23.083	191	36.795	201	209
3	1:28.000	28.409	159	23.023	191	36.568	203	211	13	1:29.268	28.575	158	23.513	191	37.180	201	207
4	1:27.808	27.755	158	23.074	193	36.979	202	210	14	1:29.294	28.693	157	23.593	190	37.008	201	207
5	1:28.200	28.266	150	23.143	194	36.791	200	209	15	1:43.633	31.092	116	30.576	142	41.965	204	207
6	1:27.154	27.811	158	22.787	192	36.556	199	207	16	1:28.286	28.624	160	23.056	193	36.606	204	212
7	1:27.482	27.951	158	22.972	192	36.559	201	207	17	1:28.510	27.965	158	23.582	192	36.963	202	211
8	1:27.055	28.026	157	22.639	194	36.390	200	207	18	1:32.970	29.298	156	23.714	182	39.958	174	209
9	1:29.575	28.021	157	24.382	182	37.172	204	207	19	2:02.229	35.184	81	34.461	117	52.584	108	182
10	1:27.841	27.717	159	22.825	192	37.299	205	211									



ADAC Formel 4

Lap analysis Race 2

Provisional

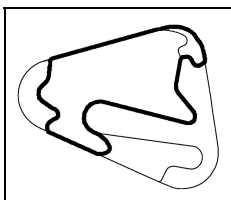


Lausitzring, Length: 3442 m
Air temperature: 36.3°C
Track temperature: 41.4°C
Weather condition: Dry

DMSB Reg. Nr.: 174/15

Saturday 4.7.2015 15:10

Lap	Time	SE1	SP1	SE2	SP2	SE3	SP3	TSP	Lap	Time	SE1	SP1	SE2	SP2	SE3	SP3	TSP
77 Job Van Uiter, NLD ,									theoretical besttime: 1:23.068								
1	1:39.382	39.773	159	23.276		36.333	211	171	11	1:24.212	26.663	160	21.778	198	35.771	207	212
2	1:25.197	27.299	162	22.454	200	35.444	210	217	12	1:23.349	26.252	161	21.743	196	35.354	208	214
3	1:26.545	27.741	160	22.768	196	36.036	204	218	13	1:28.992	28.782	161	22.464	150	37.746	198	208
4	1:24.052	26.737	162	21.737	199	35.578	208	210	14	1:45.575	29.332	162	22.882	141	53.361	105	193
5	1:23.739	26.506	162	21.696	201	35.537	211	215	15	1:54.796	40.365	100	30.597	156	43.834	212	119
6	1:23.647	26.532	162	21.726	201	35.389	211	215	16	1:27.097	29.599	162	21.972	200	35.526	213	220
7	1:37.474	26.741	162	21.808	198	48.925	206	216	17	1:25.223	27.644	161	22.255	199	35.324	210	221
8	1:25.062	28.133	161	21.794	200	35.135	209	211	18	1:36.096	27.604	146	27.581	122	40.911	195	216
9	1:25.664	28.391	160	21.940	198	35.333	208	213	19	2:02.801	34.844	79	34.645	122	53.312	108	199
10	1:23.978	26.722	162	21.681	202	35.575	208	215									



ADAC Formel 4

Vmax list Race 2

Provisional

DMSB Reg. Nr.: 174/15

Saturday 4.7.2015 15:10



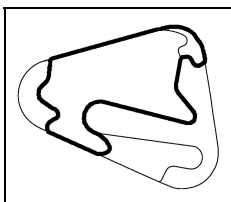
Lausitzring, Length: 3442 m

Air temperature: 36.4°C

Track temperature: 41.4°C

Weather condition: Dry

Nr	Team, Car, Driver, Nat	Top speed
77	Job van Uitert, ADAC Formel 4 powered by Abarth Van Uitert Job , NLD	220,75 km/h
10	Motopark, ADAC Formel 4 powered by Abarth Waldherr Michael , DEU	220,70 km/h
2	Neuhauser Racing Team, ADAC Formel 4 powered by Abarth Zimmermann Tim , DEU	219,80 km/h
27	HTP Juniorteam, ADAC Formel 4 powered by Abarth Dienst Marvin , DEU	219,35 km/h
9	Motopark, ADAC Formel 4 powered by Abarth Cecotto Jonathan , VEN	218,46 km/h
34	, ADAC Formel 4 powered by Abarth Wolf Toni , DEU	218,15 km/h
8	Motopark, ADAC Formel 4 powered by Abarth Fittje Jannes , DEU	217,88 km/h
33	RS Competition, ADAC Formel 4 powered by Abarth Jonck Jan , DNK	217,66 km/h
7	Motopark, ADAC Formel 4 powered by Abarth Eriksson Joel , SWE	217,57 km/h
35	HTP Juniorteam, ADAC Formel 4 powered by Abarth Schreiner Carrie , DEU	217,53 km/h
6	Mücke-Motorsport, ADAC Formel 4 powered by Abarth Ortmann Mike David , DEU	217,09 km/h
25	Van Amersfoort Racing, ADAC Formel 4 powered by Abarth Schumacher Mick , DEU	217,00 km/h
38	Liqui Moly Team Engstler, ADAC Formel 4 powered by Abarth Engstler Luca , DEU	216,65 km/h
36	Van Amersfoort Racing, ADAC Formel 4 powered by Abarth Mawson Joey , AUS	216,61 km/h
44	RS Competition, ADAC Formel 4 powered by Abarth Rupp Glenn , DEU	216,48 km/h
13	Team piroports, ADAC Formel 4 powered by Abarth Piro Cedric , DEU	216,22 km/h
4	Mücke-Motorsport, ADAC Formel 4 powered by Abarth Shwartzman Robert , RUS	216,13 km/h
14	Jenzer Motorsport, ADAC Formel 4 powered by Abarth Müller-Crepon Moritz , DEU	216,00 km/h
46	Team Scheider, ADAC Formel 4 powered by Abarth Auricchio Mauro , BRA	215,70 km/h
20	SMG Swiss Motorsport Group, ADAC Formel 4 powered by Abarth Rogivue Nikolaj , CHE	215,65 km/h
1	Neuhauser Racing Team, ADAC Formel 4 powered by Abarth Schramm Kim Luis , DEU	215,61 km/h



Lausitzring, Length: 3442 m

Air temperature: 36.4°C

Track temperature: 41.4°C

Weather condition: Dry

ADAC Formel 4

Vmax list Race 2

Provisional

DMSB Reg. Nr.: 174/15

Saturday 4.7.2015 15:10



Nr	Team, Car, Driver, Nat	Top speed
21	Liqui Moly Team Engstler, ADAC Formel 4 powered by Aba Halder Michelle , DEU	215,39 km/h
3	Mücke-Motorsport, ADAC Formel 4 powered by Abarth Mazatis Benjamin , DEU	215,35 km/h
17	Jenzer Motorsport, ADAC Formel 4 powered by Abarth Hoti Arlind , DEU	215,31 km/h
15	Jenzer Motorsport, ADAC Formel 4 powered by Abarth Kolkmann David , DEU	215,18 km/h
30	Team Scheider, ADAC Formel 4 powered by Abarth Kremer Jason , DEU	214,36 km/h
24	Robin Brezina, ADAC Formel 4 powered by Abarth Brezina Robin , DEU	214,02 km/h
31	Team Scheider, ADAC Formel 4 powered by Abarth Shlom Yan Leon , RUS	213,85 km/h
28	HTP Juniorteam, ADAC Formel 4 powered by Abarth Esmeijer Janneau , NLD	213,72 km/h
5	Mücke-Motorsport, ADAC Formel 4 powered by Abarth Beckmann David , DEU	213,55 km/h
55	Race Performance, ADAC Formel 4 powered by Abarth Niederhauser Marylin , CHE	212,37 km/h
18	SMG Swiss Motorsport Group, ADAC Formel 4 powered by Maggi Giorgio , CHE	212,29 km/h
16	Jenzer Motorsport, ADAC Formel 4 powered by Abarth Böckmann Marek , DEU	210,75 km/h
26	Van Amersfoort Racing, ADAC Formel 4 powered by Abartt Newey Harrison , GBR	km/h