

ADAC Formel 4

Result List Race 1

Provisional



Lausitzring, Length: 3442 m

Air temperature: 35.9°C

Track temperature: 47.5°C

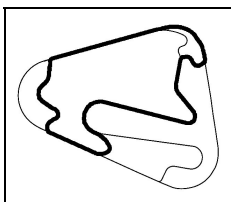
Weather condition: Dry

DMSB Reg. Nr.: 174/15

Saturday 4.7.2015 10:35

started : 30 classified : 25 not classified : 5

#	Competitor	Sponsor	Laps	Total Time	Gap	Kph	Lap	Time	Kph
CI	Drivers	Car							
1	36 Van Amersfoort Racing J.Mawson(AUS)	ADAC Formel 4 powered by Abarth	20	30:23.175		135,9	7	1:22.388	150,4
2	4 ADAC Berlin-Brandenburg e.V. R.Shwartzman(RUS)	ADAC Formel 4 powered by Abarth	20	30:24.044	0.869	135,9	12	1:21.759	151,6
3	27 HTP Juniorteam M.Dienst(DEU)	ADAC Formel 4 powered by Abarth	20	30:24.688	1.513	135,8	12	1:22.433	150,3
4	6 ADAC Berlin-Brandenburg e.V. R M.Ortmann(DEU)	ADAC Formel 4 powered by Abarth	20	30:26.458	3.283	135,7	10	1:22.678	149,9
5	5 ADAC Berlin-Brandenburg e.V. R D.Beckmann(DEU)	ADAC Formel 4 powered by Abarth	20	30:26.794	3.619	135,7	10	1:22.695	149,8
6	8 Motopark R J.Fittje(DEU)	ADAC Formel 4 powered by Abarth	20	30:27.813	4.638	135,6	8	1:22.700	149,8
7	1 Neuhauser Racing K.Schramm(DEU)	ADAC Formel 4 powered by Abarth	20	30:28.237	5.062	135,6	11	1:22.783	149,7
8	9 Motopark R J.Cecotto(VEN)	ADAC Formel 4 powered by Abarth	20	30:29.865	6.690	135,4	5	1:22.874	149,5
9	13 Team piroports C.Piro(DEU)	ADAC Formel 4 powered by Abarth	20	30:30.609	7.434	135,4	8	1:22.849	149,6
10	30 Team Scheider J.Kremer(DEU)	ADAC Formel 4 powered by Abarth	20	30:31.282	8.107	135,3	7	1:22.698	149,8
11	18 SMG Swiss Motorsport Group G.Maggi(CHE)	ADAC Formel 4 powered by Abarth	20	30:31.717	8.542	135,3	8	1:22.889	149,5
12	2 Neuhauser Racing T.Zimmermann(DEU)	ADAC Formel 4 powered by Abarth	20	30:34.070	10.895	135,1	8	1:22.691	149,8
13	28 HTP Juniorteam J.Esmeijer(NLD)	ADAC Formel 4 powered by Abarth	20	30:34.766	11.591	135,1	6	1:22.828	149,6
14	33 RS-Competition J.Jonck(DNK)	ADAC Formel 4 powered by Abarth	20	30:34.993	11.818	135,1	11	1:22.989	149,3
15	26 Van Amersfoort Racing H.Newey(GBR)	ADAC Formel 4 powered by Abarth	20	30:35.277	12.102	135,0	11	1:22.517	150,2
16	14 Jenzer Motorsport GmbH M.Müller-Crepon(DEU)	ADAC Formel 4 powered by Abarth	20	30:35.383	12.208	135,0	11	1:22.744	149,8
17	31 Team Scheider R Y.Shlom(RUS)	ADAC Formel 4 powered by Abarth	20	30:36.431	13.256	134,9	20	1:23.523	148,4
18	16 Jenzer Motorsport GmbH M.Böckmann(DEU)	ADAC Formel 4 powered by Abarth	20	30:36.474	13.299	134,9	10	1:22.796	149,7
19	35 HTP Juniorteam R C.Schreiner(DEU)	ADAC Formel 4 powered by Abarth	20	30:39.467	16.292	134,7	7	1:24.120	147,3
20	15 Jenzer Motorsport GmbH D.Kolkmann(DEU)	ADAC Formel 4 powered by Abarth	20	30:40.470	17.295	134,7	12	1:23.385	148,6
21	46 Team Scheider M.Auricchio(BRA)	ADAC Formel 4 powered by Abarth	20	30:40.822	17.647	134,6	11	1:23.512	148,4
22	21 Liqui Moly Team Engstler R M.Halder(DEU)	ADAC Formel 4 powered by Abarth	20	30:42.366	19.191	134,5	6	1:24.305	147,0
23	77 Job van Uitert R J.Van Uitert(NLD)	ADAC Formel 4 powered by Abarth	20	30:43.137	19.962	134,5	11	1:22.917	149,4
24	55 Race Performance R M.Niederhauser(CHE)	ADAC Formel 4 powered by Abarth	20	30:55.278	32.103	133,6	7	1:25.779	144,5
25	3 ADAC Berlin-Brandenburg e.V. R B.Mazatis(DEU)	ADAC Formel 4 powered by Abarth	20	30:57.667	34.492	133,4	11	1:23.155	149,0



ADAC Formel 4

Result List Race 1

Provisional

DMSB Reg. Nr.: 174/15

Saturday 4.7.2015 10:35



Lausitzring, Length: 3442 m

Air temperature: 35.9°C

Track temperature: 47.5°C

Weather condition: Dry

started : 30 classified : 25 not classified : 5

# Competitor CI Drivers	Sponsor Car	Laps	Total Time	Gap	Kph	Lap	Time	Kph
----------------------------	----------------	------	------------	-----	-----	-----	------	-----

not classified

38 Liqui Moly Team Engstler R L.Engstler(DEU)	ADAC Formel 4 powered by Abarth	16	24:40.906	4LAPS	133,9	6	1:24.167	147,2
34 Toni Wolf R T.Wolf(DEU)	ADAC Formel 4 powered by Abarth	11	15:33.958	9LAPS	145,9	8	1:22.899	149,5
17 Jenzer Motorsport GmbH R A.Hoti(DEU)	ADAC Formel 4 powered by Abarth	8	11:36.596	12LAPS	142,3	7	1:24.378	146,9
20 SMG Swiss Motorsport Group N.Rogivue(CHE)	ADAC Formel 4 powered by Abarth	8	13:20.736	12LAPS	123,8	6	1:23.197	148,9
10 Motopark M.Waldherr(DEU)	ADAC Formel 4 powered by Abarth	4	6:05.962	16LAPS	135,4	2	1:24.476	146,7

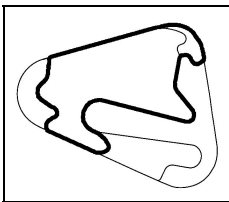
Fastest lap of the race. Car 4 driver Shwartzman on lap 12. Time 1:21.759, average speed 151,6 km/h.

Subject to final scrutineering!

Publications Time:

Clerk of the course:

Time Keeping:



ADAC Formel 4

Lap chart Race 1

Provisional

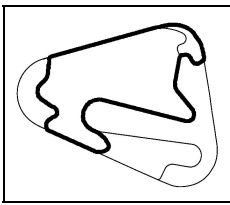


Lausitzring, Length: 3442 m

Saturday 4.7.2015 10:35

POS	1	2	3	4	5	6	7	8	9	10	11	12	13	14	15	16	17	18	19	20	21	22	23	24	25	26	27	28	29	30	31
LAP 1	28	36	27	2	4	6	5	8	16	1	26	9	18	13	33	34	14	17	30	10	31	15	20	35	3	46	38	55	77	21	
LAP 2	36	28	2	27	4	6	5	8	1	16	26	9	13	18	33	34	14	17	10	30	31	15	35	46	3	77	38	55	21	.20	
LAP 3	36	28	27	4	2	6	5	8	1	9	13	18	16	33	34	26	10	17	30	14	31	15	35	46	3	77	38	21	55	20'	
LAP 4	36	28	27	4	6	2	5	8	1	9	13	18	34	33	16	26	30	17	31	35	46	14	77	38	3	15	21	.10	55	20'	
LAP 5	36	28	4	27	6	2	5	8	1	9	13	18	34	33	16	30	26	17	31	35	14	46	77	38	3	15	21	55	20'		
LAP 6	36	28	4	27	6	2	5	8	1	9	13	18	34	33	30	16	26	17	31	35	14	46	77	38	3	15	21	55	20'		
LAP 7	36	28	4	27	6	2	5	8	1	9	13	18	34	33	30	16	26	17	31	35	14	46	77	3	38	15	21	55	20'		
LAP 8	36	28	4	27	6	2	5	8	1	9	13	18	34	30	33	26	.16	31	14	35	46	77	3	.17	38	15	21	55	20'		
LAP 9	36	28	4	27	6	2	5	8	1	9	13	18	34	30	33	26	14	31	77	46	35	3	38	15	21	16	55				
LAP 10	36	28	4	27	6	2	5	8	1	9	13	18	34	30	33	26	14	77	31	3	46	35	38	21	15	16	55				
LAP 11	36	4	6	27	28	2	5	8	1	9	13	18	34	30	33	26	14	77	31	3	46	35	15	16	21	38	55				
LAP 12	36	4	27	6	5	8	1	9	28	13	18	30	33	26	2	14	77	3	46	31	35	15	16	21	38	55					
LAP 13	36	4	27	6	5	8	1	9	13	28	18	30	33	26	2	14	77	3	46	31	35	15	16	21	38	55					
LAP 14	36	4	27	6	5	8	1	9	13	28	18	30	33	26	2	14	77	3	46	31	35	15	16	21	38	55					
LAP 15	36	4	27	6	5	8	1	9	13	28	18	30	33	26	2	14	77	3	46	31	35	15	16	21	38	55					
LAP 16	36	4	27	6	5	8	1	9	13	28	18	30	33	26	2	14	77	3	46	31	35	15	16	21	38	55					
LAP 17	36	4	27	6	5	8	1	9	13	28	18	30	33	26	2	14	77	3	46	31	35	15	16	21	38	55					
LAP 18	36	4	27	6	5	8	1	9	13	30	18	28	33	2	77	26	14	46	31	16	35	15	21	55	3						
LAP 19	36	4	27	6	5	8	1	9	13	30	18	28	33	2	26	14	31	16	35	15	46	21	77	55	3						
LAP 20	36	4	27	6	5	8	1	9	13	30	18	2	28	33	26	14	31	16	35	15	46	21	77	55	3						

. - PIT STOP ' - LAP BEHIND



ADAC Formel 4

Lap analysis Race 1

Provisional



Lausitzring, Length: 3442 m
Air temperature: 36.1°C
Track temperature: 47.7°C
Weather condition: Dry

DMSB Reg. Nr.: 174/15

Saturday 4.7.2015 10:35

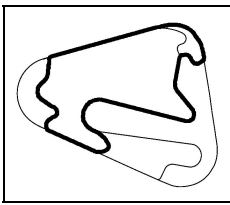
Lap	Time	SE1	SP1	SE2	SP2	SE3	SP3	TSP	Lap	Time	SE1	SP1	SE2	SP2	SE3	SP3	TSP
1 Kim Luis Schramm, DEU ,									theoretical besttime: 1:22.665								
1	1:33.712	35.526	157	22.127	202	36.059	208	150	12	1:23.551	26.616	162	21.669	198	35.266	206	212
2	1:25.468	26.452	163	22.824	199	36.192	205	215	13	1:30.579	25.907	162	23.383	163	41.289	132	213
3	1:24.148	27.038	162	21.655	199	35.455	206	210	14	2:07.497	34.858	101	31.734	129	1:00.905	143	137
4	1:23.303	26.263	163	21.734	198	35.306	205	212	15	1:59.941	38.094	98	33.781	105	48.066	161	164
5	1:22.919	25.837	163	21.719	197	35.363	207	211	16	1:55.944	36.279	98	31.344	110	48.321	146	173
6	1:23.471	25.946	163	22.156	198	35.369	207	213	17	1:51.420	37.826	135	31.137	107	42.457	207	165
7	1:23.060	25.962	162	21.768	199	35.330	206	212	18	1:24.811	26.505	163	21.942	201	36.364	206	214
8	1:22.956	25.885	162	21.712	196	35.359	206	212	19	1:23.511	26.044	163	22.018	197	35.449	208	212
9	1:22.807	25.911	162	21.676	198	35.220	205	212	20	1:23.368	26.272	164	21.727	200	35.369	204	213
10	1:22.988	25.936	163	21.693	198	35.359	206	211									
11	1:22.783	25.882	164	21.608	199	35.293	206	212									

2 Tim Zimmermann, DEU ,									theoretical besttime: 1:22.610								
1	1:30.964	33.234	162	22.025	199	35.705	209	134	12	1:34.685	38.020	162	21.441	200	35.224	206	214
2	1:24.655	26.561	163	22.402	199	35.692	206	217	13	1:30.429	26.135	156	23.958	188	40.336	134	214
3	1:24.571	26.228	163	21.608	202	36.735	206	214	14	2:06.366	32.947	102	32.307	113	1:01.112	130	139
4	1:24.156	27.133	163	21.779	201	35.244	208	212	15	1:58.017	35.676	89	34.601	124	47.740	163	156
5	1:23.279	26.205	163	21.676	200	35.398	207	215	16	1:56.259	36.061	98	31.791	114	48.407	147	167
6	1:22.875	26.145	163	21.526	201	35.204	208	215	17	1:48.711	37.571	106	29.707	133	41.433	206	152
7	1:22.835	26.042	163	21.530	201	35.263	208	215	18	1:26.030	27.698	163	22.513	199	35.819	207	212
8	1:22.691	26.076	163	21.488	200	35.127	209	215	19	1:24.349	26.256	164	22.018	202	36.075	209	214
9	1:22.905	26.193	163	21.563	201	35.149	208	216	20	1:23.749	26.562	164	21.776	201	35.411	206	216
10	1:22.798	26.127	163	21.525	201	35.146	208	216									
11	1:23.746	26.758	164	21.654	201	35.334	207	214									

3 Benjamin Mazatis, DEU ,									theoretical besttime: 1:23.128								
1	1:39.704	39.753	158	23.360	199	36.591	209	170	12	1:23.775	26.849	162	21.761	197	35.165	205	210
2	1:25.687	27.625	161	22.542	197	35.520	210	216	13	1:26.041	27.155	159	22.172	196	36.714	204	212
3	1:24.573	26.875	162	22.255	200	35.443	210	218	14	2:01.363	29.217	101	30.539	96	1:01.607	123	212
4	1:28.536	28.491	158	22.792	196	37.253	205	217	15	1:57.423	35.053	89	34.714	112	47.656	142	140
5	1:24.782	26.982	162	22.156	196	35.644	207	212	16	1:56.257	36.053	98	31.215	114	48.989	131	151
6	1:23.875	26.394	163	22.150		35.331	209	215	17	1:47.555	37.378	90	29.593	130	40.584	206	145
7	1:24.088	26.639	162	21.794	197	35.655	205	217	18	1:45.076	29.455	154	23.433	197	52.188	201	214
8	1:25.070	27.868	160	21.930	197	35.272	205	212	19	1:26.645	28.136	160	22.530	195	35.979	204	204
9	1:24.783	27.025	163	22.216	199	35.542	206	212	20	1:25.047	27.012	161	22.337	197	35.698	206	210
10	1:24.232	27.257	161	21.799	198	35.176	208	215									
11	1:23.155	26.270	163	21.693	199	35.192	204	214									

4 Robert Shwartzman, RUS ,									theoretical besttime: 1:21.759								
1	1:31.226	33.616	163	21.983	199	35.627	210	138	12	1:21.759	25.727	165	21.288	200	34.744	207	213
2	1:24.921	26.583		22.352	201	35.986	211	216	13	1:31.471	25.890	163	22.149	163	43.432	153	214
3	1:23.691	26.647	164	21.762	201	35.282	208	218	14	2:07.548	35.611	116	31.676	128	1:00.261	140	161
4	1:22.787	26.083	164	21.705	201	34.999	210	215	15	2:01.270	39.042	114	33.171	143	49.057	167	158
5	1:23.075	26.113	165	21.687	199	35.275	206	217	16	1:56.060	36.398	118	31.303	130	48.359	160	178
6	1:22.517	26.107	164	21.550	200	34.860	208	212	17	1:52.331	37.479	124	32.205	90	42.647	208	168
7	1:22.522	25.931	164	21.600	201	34.991	208	214	18	1:24.007	26.513	164	22.084	198	35.410	208	215
8	1:22.738	25.915	165	21.728	200	35.095	210	215	19	1:23.021	26.115	164	21.686	199	35.220	206	214
9	1:23.103	26.587	165	21.604	200	34.912	208	215	20	1:22.794	26.065	165	21.631	200	35.098	205	214
10	1:23.735	26.824	164	21.918	200	34.993	209	209									
11	1:23.468	26.785	165	21.925	202	34.758	207	214									

5 David Beckmann, DEU ,									theoretical besttime: 1:22.504								
1	1:32.627	34.384	163	22.417	199	35.826	207	142	12	1:22.845	26.318	166	21.563	203	34.964	210	214
2	1:24.636	26.570	164	22.246	195	35.820	207	215	13	1:31.844	25.990	164	23.951	162	41.903	131	217
3	1:23.563	26.408	164	21.852	201	35.303	209	215	14	2:06.961	34.405	101	31.828	134	1:00.728	156	142
4	1:24.000	26.732	165	21.998	200	35.270	210	215	15	2:00.379	38.497	98	34.009	114	47.873	152	167
5	1:23.330	26.260	165	21.739	201	35.331	208	217	16	1:55.966	36.289	100	31.379	128	48.298	159	157
6	1:22.734	26.040	165	21.660	201	35.034	210	217	17	1:51.712	37.504	126	31.962	95	42.246	208	164



ADAC Formel 4

Lap analysis Race 1

Provisional



Lausitzring, Length: 3442 m
Air temperature: 36.1°C
Track temperature: 47.7°C
Weather condition: Dry

DMSB Reg. Nr.: 174/15

Saturday 4.7.2015 10:35

Lap	Time	SE1	SP1	SE2	SP2	SE3	SP3	TSP	Lap	Time	SE1	SP1	SE2	SP2	SE3	SP3	TSP
7	1:22.704	26.045	165	21.625	202	35.034	213	217	18	1:24.342	26.856	165	22.036	199	35.450	211	214
8	1:22.842	26.142	165	21.643	202	35.057	211	218	19	1:23.683	26.433	164	21.869	201	35.381	209	217
9	1:22.933	26.093	166	21.767	202	35.073	210	218	20	1:23.197	26.412	165	21.627	203	35.158	211	216
10	1:22.695	25.977	166	21.656	200	35.062	211	217									
11	1:23.801	26.728	166	21.865	200	35.208	207	218									

6 Mike David Ortmann, DEU ,

theoretical besttime: 1:22.485

1	1:31.763	34.183	157	22.292	199	35.288	209	140	12	1:23.219	26.741	165	21.508	200	34.970	208	211
2	1:24.623	26.432	165	22.230	203	35.961	211	216	13	1:30.748	26.021	163	22.568	162	42.159	135	214
3	1:23.881	26.660	165	21.992	201	35.229	211	218	14	2:07.619	35.146	102	31.260	127	1:01.213	157	150
4	1:23.681	26.640	163	21.754	200	35.287	207	216	15	2:00.770	38.767	113	33.218	126	48.785	154	160
5	1:23.225	26.262	164	21.703	199	35.260	207	213	16	1:55.754	36.103	112	31.512	130	48.139	161	170
6	1:22.861	26.169	163	21.663	199	35.029	207	214	17	1:52.190	37.812	131	31.835	92	42.543	206	170
7	1:22.746	26.134	163	21.577	201	35.035	208	214	18	1:24.295	26.834	164	21.930	200	35.531	208	213
8	1:22.821	26.165	164	21.494	199	35.162	207	216	19	1:23.721	26.310	164	21.993	198	35.418	206	216
9	1:22.894	26.181	163	21.564	200	35.149	205	214	20	1:23.230	26.298	164	21.705	199	35.227	205	213
10	1:22.678	26.136	164	21.494	202	35.048	212	212									
11	1:23.739	26.707	164	21.602	201	35.430	204	220									

8 Jannes Fittje, DEU ,

theoretical besttime: 1:22.590

1	1:32.866	34.658	163	22.549	201	35.659	208	142	12	1:23.361	26.264	164	21.808	200	35.289	207	213
2	1:26.000	26.911	161	22.919	201	36.170	205	216	13	1:31.018	25.999	164	23.277	159	41.742	135	214
3	1:23.440	26.429	163	21.775	200	35.236	208	212	14	2:07.200	34.698	98	31.750	127	1:00.752	145	138
4	1:23.423	26.450	163	21.789	201	35.184	209	214	15	2:00.144	38.307	97	33.767	115	48.070	169	151
5	1:23.286	26.242	163	21.711	201	35.333	207	215	16	1:56.019	36.394	102	31.320	126	48.305	157	161
6	1:23.423	26.368	163	21.941	199	35.114	206	215	17	1:51.454	37.942	127	31.160	98	42.352	205	157
7	1:22.730	26.059	162	21.630	200	35.041	207	213	18	1:24.647	26.699	164	22.119	199	35.829	207	213
8	1:22.700	26.021	163	21.550	200	35.129	206	213	19	1:23.834	26.457	163	21.832	200	35.545	206	212
9	1:22.970	26.110	164	21.676	199	35.184	207	214	20	1:23.277	26.249	163	21.725	201	35.303	201	213
10	1:22.851	26.068	163	21.671	199	35.112	207	214									
11	1:23.170	26.256	163	21.701	200	35.213	206	214									

9 Jonathan Cecotto, VEN ,

theoretical besttime: 1:22.766

1	1:34.321	35.911	162	22.474	200	35.936	212	152	12	1:23.554	26.472	162	21.866	200	35.216	210	216
2	1:25.481	26.837	162	22.097	201	36.547	204	219	13	1:30.811	26.193	162	23.256	155	41.362	135	
3	1:24.685	27.624	161	21.752	201	35.309	208	210	14	2:07.527	34.994	92	31.823	124	1:00.710	132	136
4	1:23.099	26.170	162	21.766	199	35.163	209	213	15	1:59.659	38.008	85	33.425	104	48.226	158	153
5	1:22.874	26.009	163	21.686	199	35.179	207	215	16	1:55.802	36.172	98	31.629	119	48.001	146	176
6	1:22.900	26.001	164	21.626	201	35.273	210	216	17	1:51.754	38.167	123	30.860	100	42.727	207	160
7	1:23.023	26.195	164	21.688	202	35.140	211	217	18	1:25.799	26.910	163	22.994	197	35.895	207	214
8	1:22.907	26.054	164	21.697	200	35.156	212	217	19	1:23.527	26.379	163	21.742	199	35.406	206	213
9	1:22.956	26.130	164	21.685	201	35.141	209	218	20	1:23.298	26.293	163	21.733	199	35.272	208	213
10	1:22.886	26.083	164	21.633	200	35.170	211	218									
11	1:23.002	26.192	165	21.625	201	35.185	209	218									

10 Michael Waldherr, DEU ,

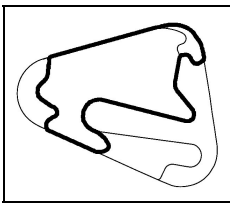
theoretical besttime: 1:24.476

1	1:37.875	39.345	160	22.476	201	36.054	208	179	3	1:25.700	27.027	165	22.117	202	36.556	205	217
2	1:24.476	26.562	167	21.739	208	36.175	210	213	4	1:37.911	28.315	156	29.962	150	39.634		211

13 Cedric Piro, DEU ,

theoretical besttime: 1:22.765

1	1:35.020	36.936	162	22.268	201	35.816	211	161	12	1:25.316	26.553	163	22.317	200	36.446	207	215
2	1:25.085	26.961	163	21.827	201	36.297	207	217	13	1:29.255	26.365	162	22.947	160	39.943	141	213
3	1:24.624	27.667	161	21.759	201	35.198	209	213	14	2:07.701	35.040	99	31.814	118	1:00.847	135	141
4	1:23.240	26.358	163	21.651	201	35.231	209	216	15	1:59.250	37.547	85	33.454	112	48.249	153	153
5	1:22.870	26.108	163	21.661	200	35.101	209	216	16	1:55.760	36.293	97	31.405	120	48.062	150	162
6	1:23.023	26.230	163	21.746	199	35.047	208	216	17	1:51.969	38.043	117	30.960	89	42.966	204	154
7	1:23.055	26.233	162	21.616	200	35.206	208	215	18	1:25.328	26.904	163	22.341	199	36.083	208	211
8	1:22.849	26.133	163	21.628	199	35.088	209	215	19	1:23.815	26.523	163	21.856	197	35.436	207	215
9	1:23.083	26.207	163	21.671	200	35.205	207	216	20	1:23.366	26.449	163	21.702	199	35.215	207	214



ADAC Formel 4

Lap analysis Race 1

Provisional



Lausitzring, Length: 3442 m
Air temperature: 36.1°C
Track temperature: 47.7°C
Weather condition: Dry

DMSB Reg. Nr.: 174/15

Saturday 4.7.2015 10:35

Lap	Time	SE1	SP1	SE2	SP2	SE3	SP3	TSP	Lap	Time	SE1	SP1	SE2	SP2	SE3	SP3	TSP
10	1:23.006	26.230	162	21.694	199	35.082	209	215									
11	1:22.994	26.243	164	21.610	199	35.141	207	216									

14 Moritz Müller-Crepon, DEU ,

theoretical besttime: 1:22.744

1	1:36.409	37.583	159	23.021	196	35.805	209	163	12	1:23.314	26.257	163	21.651	198	35.406	204	211
2	1:25.100	26.837	163	22.436	201	35.827	210	215	13	1:25.349	26.827	155	22.535	193	35.987	164	210
3	1:27.091	27.787	160	22.648	199	36.656	207	217	14	2:05.906	32.644	102	32.072	103	1:01.190	126	136
4	1:28.001	29.375	157	22.802	198	35.824	210	213	15	1:57.838	35.528	98	34.784	112	47.526	163	157
5	1:24.148	26.382	164	22.116	198	35.650	208	216	16	1:56.246	36.037	106	31.842	112	48.367	148	166
6	1:24.247	26.502	163	21.948	200	35.797	210	214	17	1:48.394	37.734	86	29.717	132	40.943	209	164
7	1:24.032	26.782	162	21.767	201	35.483	212	217	18	1:27.538	28.175	163	22.821	196	36.542	210	213
8	1:24.257	26.757	163	21.681	201	35.819	205	215	19	1:23.780	26.629	163	21.856	198	35.295	209	217
9	1:23.998	26.654	156	21.912	198	35.432	204	211	20	1:23.904	26.274	164	21.900	200	35.730	210	214
10	1:23.087	26.104	162	21.787	197	35.196	206	209									
11	1:22.744	25.943	163	21.649	199	35.152	206	211									

15 David Kolkmann, DEU ,

theoretical besttime: 1:23.385

1	1:38.418	39.029	155	23.273	197	36.116	206	165	12	1:23.385	26.306	162	21.741	198	35.338	201	211
2	1:25.209	27.207	162	22.118	200	35.884	206	212	13	1:32.037	29.335	152	24.594	187	38.108	205	207
3	1:25.272	26.714	163	22.148	202	36.410	208	213	14	1:54.147	28.566	155	23.735	152	1:01.846	95	211
4	1:29.749	28.043	159	25.547	183	36.159	209	215	15	1:56.842	35.019	104	33.733	124	48.090	152	118
5	1:24.895	27.156	161	22.092	200	35.647	208	215	16	1:56.210	35.738	111	31.568	117	48.904	139	154
6	1:24.395	26.567	162	21.797	200	36.031	206	216	17	1:46.887	37.244	86	30.224	120	39.419	208	155
7	1:24.601	26.933	163	22.197	198	35.471	208	212	18	1:26.494	27.670	161	22.604	201	36.220	208	216
8	1:24.770	27.150	162	22.182	198	35.438	208	215	19	1:24.797	26.910	163	22.184	198	35.703	208	215
9	1:24.614	26.860	162	22.267	199	35.487	208	215	20	1:25.561	26.755	163	21.950	201	36.856	205	215
10	1:26.656	28.577	162	22.331	199	35.748	208	215									
11	1:25.531	26.588	164	22.272	196	36.671	204	215									

16 Marek Böckmann, DEU ,

theoretical besttime: 1:22.601

1	1:33.345	35.073	161	22.441	201	35.831	207	148	12	1:23.444	26.350	164	21.883	202	35.211	206	215
2	1:25.892	26.578	163	22.603	198	36.711	206	215	13	1:32.029	29.430	146	24.772	179	37.827	207	212
3	1:27.430	28.933	162	22.574	200	35.923	206	211	14	1:55.111	28.547	161	23.665	157	1:02.899	89	214
4	1:25.750	26.498	160	23.117	191	36.135	208	211	15	1:57.169	35.026	91	32.685	127	49.458	120	96
5	1:23.916	26.452	161	22.096	198	35.368	207	215	16	1:55.814	35.709	90	30.738	128	49.367	114	125
6	1:24.031	26.202	164	22.295	199	35.534	208	214	17	1:45.826	37.520	68	29.205	123	39.101	210	123
7	1:23.914	26.158	162	22.062	196	35.694	205	214	18	1:25.669	27.089	162	22.475	199	36.105	205	217
8	1:24.041	26.209	161	21.599	199	36.233		211	19	1:23.813	26.508	164	21.926	198	35.379	208	212
9	1:39.215	42.559	163	21.540	201	35.116	206		20	1:23.143	26.154	164	21.784	200	35.205	211	215
10	1:22.796	26.025	163	21.595	200	35.176	207	211									
11	1:24.126	25.945	164	21.664	202	36.517	207	212									

17 Arlind Hoti, DEU ,

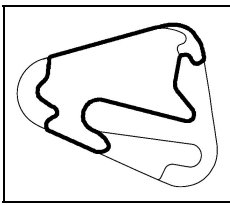
theoretical besttime: 1:24.195

1	1:36.817	38.083	160	22.757	198	35.977	206	171	5	1:24.585	26.701	162	22.125	196	35.759	204	212
2	1:25.044	26.685	165	22.376	201	35.983	210	213	6	1:24.414	26.524	162	22.103	198	35.787	204	211
3	1:26.367	27.025	161	22.592	201	36.750	208	216	7	1:24.378	26.588	162	22.079	197	35.711	204	211
4	1:26.800	28.280	158	22.751	196	35.769	203	213	8	1:28.191	26.969	163	21.960	198	39.262		210

18 Giorgio Maggi, CHE ,

theoretical besttime: 1:22.817

1	1:34.868	36.134	161	22.493	199	36.241	206	154	12	1:23.202	26.132	161	21.665	197	35.405	207	210
2	1:25.440	27.702	159	22.266	197	35.472	209	212	13	1:30.151	27.077	153	23.382	183	39.692	150	213
3	1:25.469	27.770	158	22.256	197	35.443	204	215	14	2:08.292	35.716	86	31.914	108	1:00.662	121	139
4	1:23.223	26.275	161	21.653	198	35.295	204	211	15	1:59.141	36.875	84	34.330	116	47.936	162	134
5	1:23.523	26.243	160	21.880	195	35.400	203	211	16	1:55.828	35.900	101	31.925	129	48.003	163	170
6	1:23.092	26.175	160	21.678	197	35.239	205	210	17	1:50.755	37.891	104	30.627	108	42.237	203	160
7	1:23.176	26.202	159	21.737	196	35.237	205	210	18	1:26.112	27.046	160	22.812		36.254	204	209
8	1:22.889	25.928	161	21.722	195	35.239	204	210	19	1:23.494	26.241	162	21.798	197	35.455	206	210
9	1:23.290	26.157	160	21.897	196	35.236	204	210	20	1:23.445	26.096	162	21.780	199	35.569	205	213
10	1:23.224	26.208	160	21.764	196	35.252	204	210									



ADAC Formel 4

Lap analysis Race 1

Provisional



Lausitzring, Length: 3442 m
Air temperature: 36.1°C
Track temperature: 47.7°C
Weather condition: Dry

DMSB Reg. Nr.: 174/15

Saturday 4.7.2015 10:35

Lap	Time	SE1	SP1	SE2	SP2	SE3	SP3	TSP	Lap	Time	SE1	SP1	SE2	SP2	SE3	SP3	TSP
11	1:23.103	26.048	161	21.781	196	35.274	204	210									

20 Nikolaj Rogivue, CHE ,

theoretical besttime: 1:23.197

1	1:38.861	39.315	158	23.515	196	36.031	208	168	6	1:23.197	26.266	161	21.809	198	35.122	207	212
2	1:49.327	27.185	162	24.924	162	57.218		215	7	1:24.752	27.228	160	22.368	196	35.156	206	213
3	2:53.159	1:55.316	159	22.470	195	35.373	205		8	1:24.171	26.404	161	22.266	195	35.501	206	212
4	1:23.770	26.433	161	21.957	196	35.380	205	211									
5	1:23.499	26.445	161	21.874	198	35.180	206	212									

21 Michelle Halder, DEU ,

theoretical besttime: 1:24.072

1	1:41.912	41.311	156	23.673	195	36.928	206	180	12	1:25.326	26.991	162	22.332	197	36.003	196	217
2	1:26.097	27.302	160	22.624	198	36.171	205	213	13	1:30.559	28.047	160	24.262	169	38.250	207	201
3	1:26.292	27.503	160	22.578	199	36.211	207	215	14	1:55.237	28.507	158	23.735	153	1:02.995	87	214
4	1:25.565	27.248	162	22.276	198	36.041	208	214	15	1:56.603	35.401	117	31.987	127	49.215	122	100
5	1:24.673	26.684	162	22.166	197	35.823	206	215	16	1:56.561	35.974	94	30.904	122	49.683	123	125
6	1:24.305	26.605	162	22.111	199	35.589	208	214	17	1:45.496	36.875	70	29.168	124	39.453	206	130
7	1:24.360	26.681	162	22.019	201	35.660	209	214	18	1:27.146	27.672	161	22.835	196	36.639	206	215
8	1:24.743	26.915	162	22.108	199	35.720	209	215	19	1:25.752	27.303	161	22.334	196	36.115	206	211
9	1:24.547	26.833	163	21.945	202	35.769	208	215	20	1:24.898	26.727	162	22.154	198	36.017	207	216
10	1:25.873	27.722	161	22.212	201	35.939	208	216									
11	1:26.421	26.538	163	22.419	198	37.464	209	214									

26 Harrison Newey, GBR ,

theoretical besttime: 1:22.406

1	1:34.180	35.662	159	22.499	197	36.019	207	143	12	1:22.981	26.410	163	21.433	198	35.138	205	213
2	1:25.507	26.487	162	22.502		36.518	206	214	13	1:30.171	26.329	135	24.029	191	39.813	147	212
3	1:27.810	28.403	158	23.080	198	36.327	208	212	14	2:06.710	33.391	93	31.865	130	1:01.454	125	170
4	1:25.498	26.742	163	22.055	192	36.701	205	213	15	1:58.143	35.927	87	34.893	122	47.323	159	159
5	1:24.096	26.724	161	21.740	200	35.632	208	212	16	1:56.400	36.394	97	31.607	129	48.399	144	163
6	1:23.741	26.174	160	21.642	200	35.925	207	216	17	1:48.725	37.611	100	29.689	115	41.425	207	153
7	1:23.610	26.061	162	21.767	199	35.782	210	214	18	1:28.119	28.007	162	22.608	197	37.504	207	212
8	1:23.307	26.379	162	21.617	199	35.311	205	213	19	1:23.615	26.466	162	21.850	196	35.299	207	214
9	1:22.862	26.005	162	21.608	198	35.249	204	212	20	1:24.243	26.287	163	21.820	202	36.136	210	213
10	1:23.042	26.055	162	21.691	198	35.296	206	211									
11	1:22.517	25.857	163	21.544	198	35.116	206	212									

27 Marvin Dienst, DEU ,

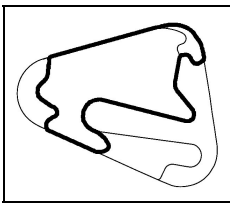
theoretical besttime: 1:22.131

1	1:30.761	32.828	161	22.219	197	35.714	207	123	12	1:22.433	26.033	163	21.378	197	35.022	205	210
2	1:25.221	26.590	161	22.581	194	36.050	208	215	13	1:29.952	25.731	162	22.142	178	42.079	153	213
3	1:23.339	26.425	162	21.704	198	35.210	206	215	14	2:07.609	35.688	109	31.631	132	1:00.290	146	159
4	1:23.048	26.046	162	21.689	198	35.313	206	213	15	2:01.418	39.201	120	33.080	141	49.137	153	156
5	1:23.400	25.928	162	21.590	198	35.882	208	213	16	1:55.973	36.443	117	31.318	145	48.212	164	172
6	1:23.316	26.452	163	21.738	197	35.126	207	215	17	1:52.368	37.454	133	32.355	99	42.559	204	163
7	1:22.445	25.747	162	21.627	197	35.071	207	214	18	1:24.276	26.584	161	22.306	195	35.386	206	211
8	1:22.734	25.853	163	21.621	199	35.260	206	214	19	1:23.004	25.948	163	21.823	198	35.233	206	213
9	1:22.926	26.114	164	21.631	199	35.181	205	212	20	1:22.680	25.948	163	21.643	198	35.089	206	213
10	1:23.822	26.467	163	22.110	196	35.245	207	212									
11	1:23.963	27.083	165	21.777	198	35.103	205	214									

28 Janneau Esmeijer, NLD ,

theoretical besttime: 1:22.588

1	1:30.087	32.530	161	22.006	196	35.551	204	132	12	1:28.671	29.290	160	22.862	198	36.519	203	210
2	1:25.103	26.777	161	22.842	197	35.484	207	211	13	1:29.996	27.182	160	22.952	172	39.862	146	209
3	1:23.193	26.256	163	21.685	199	35.252	206	214	14	2:08.244	35.720	87	31.924	111	1:00.600	119	140
4	1:22.863	25.939	163	21.643	199	35.281	204	212	15	1:58.922	37.061	82	34.065	118	47.796	163	138
5	1:22.990	25.947	163	21.622	197	35.421	205	212	16	1:56.041	36.168	97	32.005	129	47.868	157	168
6	1:22.828	26.000	163	21.574	197	35.254	205	212	17	1:51.277	37.910	111	30.584	100	42.783	202	162
7	1:23.039	26.075	161	21.646	197	35.318	206	212	18	1:26.487	28.118	160	22.239	197	36.130	208	207
8	1:23.280	26.217	161	21.826	196	35.237	204	212	19	1:24.727	26.624	162	22.274	196	35.829	204	216
9	1:23.090	26.278	162	21.593	197	35.219	202	210	20	1:25.001	26.643	162	21.995	197	36.363	206	211
10	1:23.668	26.723	161	21.870	196	35.075	205	209									



ADAC Formel 4

Lap analysis Race 1

Provisional



Lausitzring, Length: 3442 m
Air temperature: 36.1°C
Track temperature: 47.7°C
Weather condition: Dry

DMSB Reg. Nr.: 174/15

Saturday 4.7.2015 10:35

Lap	Time	SE1	SP1	SE2	SP2	SE3	SP3	TSP	Lap	Time	SE1	SP1	SE2	SP2	SE3	SP3	TSP
11	1:25.259	26.812	160	21.855	196	36.592	203	211									

30 Jason Kremer, DEU ,

theoretical besttime: 1:22.606

1	1:37.238	38.442	157	22.862	196	35.934	207	156	12	1:23.317	25.686	163	21.759	199	35.872	200	211
2	1:25.506	26.509	165	22.327	202	36.670	208	214	13	1:27.983	26.488	159	22.543	194	38.952	158	208
3	1:25.554	26.922	160	22.370	194	36.262	210	215	14	2:07.689	34.677	90	31.771	111	1:01.241	121	165
4	1:24.848	27.835	160	21.715	199	35.298	210	215	15	1:59.391	36.323	85	34.538	122	48.530	155	140
5	1:23.659	25.870	164	22.293	198	35.496	207	218	16	1:55.328	35.369	106	31.796	144	48.163	157	162
6	1:23.050	25.943	164	21.816	198	35.291	206	212	17	1:50.274	37.849	105	30.466	117	41.959	204	167
7	1:22.698	25.778	162	21.670	200	35.250	207	212	18	1:24.864	27.123	163	21.886	197	35.855	207	209
8	1:22.877	25.767	162	21.830	198	35.280	205	213	19	1:24.072	26.487	162	21.960	199	35.625	205	215
9	1:22.912	25.767	162	21.750	199	35.395	204	212	20	1:23.440	26.161	162	21.787	198	35.492	207	213
10	1:23.683	26.500	158	21.837	196	35.346	205	211									
11	1:22.899	25.733	164	21.800	198	35.366	202	211									

31 Yan Leon Shlom, RUS ,

theoretical besttime: 1:23.444

1	1:38.007	38.951	156	22.543	199	36.513	206	168	12	1:25.949	27.335	151	22.537	197	36.077	204	209
2	1:25.088	27.299	162	22.058	199	35.731	208	214	13	1:28.647	28.065	155	23.210	195	37.372	204	211
3	1:25.560	26.918	161	22.257	200	36.385	208	216	14	1:59.040	28.051	157	28.363	104	1:02.626	91	210
4	1:26.698	27.996	159	22.695	194	36.007	207	214	15	1:56.439	34.743	98	33.977	131	47.719	155	139
5	1:24.669	26.795	160	22.281	197	35.593	206	213	16	1:56.421	36.009	128	31.843	123	48.569	141	151
6	1:24.398	26.444	162	21.899	200	36.055	207	215	17	1:47.842	37.839	98	29.912	143	40.091	207	151
7	1:24.166	26.591	161	21.863	199	35.712	207	214	18	1:25.561	26.973	160	22.057	196	36.531	208	213
8	1:23.805	26.278	161	21.775	197	35.752	203	214	19	1:24.549	26.822	162	21.972	197	35.755	206	215
9	1:27.882	29.142	157	22.900	198	35.840	204	209	20	1:23.523	26.164	163	21.687	198	35.672	205	211
10	1:24.635	26.978	162	21.982	198	35.675	205	208									
11	1:23.552	26.170	162	21.751	198	35.631	203	211									

33 Jan Jonck, DNK ,

theoretical besttime: 1:22.783

1	1:35.416	36.512	161	22.534	198	36.370	207	153	12	1:23.041	26.076	163	21.727	199	35.238	207	214
2	1:25.479	27.291	162	22.528	196	35.660	208	214	13	1:28.973	26.682	151	22.749	196	39.542	158	213
3	1:25.994	27.434	159	22.563	202	35.997	206	213	14	2:07.459	34.197	93	31.950	125	1:01.312	126	171
4	1:25.180	26.746	161	22.554	192	35.880	207	211	15	1:58.877	35.949	85	34.724	123	48.204	159	150
5	1:23.581	26.356	162	21.891	197	35.334	207	213	16	1:55.446	35.695	107	31.756	140	47.995	167	169
6	1:23.375	26.220	162	21.842	198	35.313	206	214	17	1:50.045	37.835	99	30.545	112	41.665	205	156
7	1:23.046	26.135	161	21.830	199	35.081	207	213	18	1:26.076	27.654	162	22.391	198	36.031	210	213
8	1:23.740	26.020	162	22.356	199	35.364	207	214	19	1:24.735	26.612	164	22.213	199	35.910	208	217
9	1:23.017	26.035	163	21.744	199	35.238	206	215	20	1:24.963	26.687	162	22.143	202	36.133	210	216
10	1:23.561	26.337	162	21.920	198	35.304	208	214									
11	1:22.989	26.055	163	21.682	199	35.252	206	215									

34 Toni Wolf, DEU ,

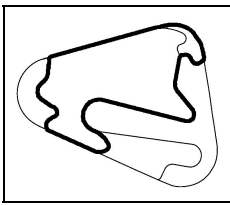
theoretical besttime: 1:22.744

1	1:35.967	37.780	161	22.354	197	35.833	208	165	7	1:23.016	26.057	163	21.877	199	35.082	207	213
2	1:25.109	27.012	164	22.349	201	35.748	213	215	8	1:22.899	25.904	163	21.799	198	35.196	207	213
3	1:25.890	27.547	161	22.632	198	35.711	212	219	9	1:23.137	26.141	164	21.823	198	35.173	206	214
4	1:24.633	26.847	165	22.292	195	35.494	206	218	10	1:23.362	26.346	162	21.841	199	35.175	208	213
5	1:23.592	26.262	163	22.021	197	35.309	207	213	11	1:23.079	26.170	164	21.760	199	35.149	207	214
6	1:23.274	26.105	163	21.906	198	35.263	206	214									

35 Carrie Schreiner, DEU ,

theoretical besttime: 1:23.984

1	1:39.323	39.820	159	23.186	199	36.317	207	172	12	1:24.778	26.851	162	21.923	196	36.004	204	213
2	1:25.364	27.102	163	22.545	197	35.717	206	215	13	1:32.796	30.168	157	24.392	189	38.236	205	211
3	1:24.689	26.802	162	22.009	199	35.878	208	213	14	1:53.885	28.700	158	23.513	148	1:01.672	90	212
4	1:26.422	27.854	160	22.906	197	35.662	208	216	15	1:57.001	35.146	97	33.736	118	48.119	152	122
5	1:24.502	26.562	163	22.384	198	35.556	208	215	16	1:55.772	35.423	114	31.966	114	48.383	146	160
6	1:24.502	26.684	163	21.892	198	35.926	208	216	17	1:47.543	37.600	88	30.190	127	39.753	207	152
7	1:24.120	26.568	161	21.955	199	35.597	209	215	18	1:26.518	27.345	161	22.398	196	36.775	207	214
8	1:25.486	27.655	161	21.886	197	35.945	204	216	19	1:24.792	26.911	162	22.144	196	35.737	204	215
9	1:26.561	27.508	161	22.125	197	36.928	202	210	20	1:24.800	26.807	161	21.975	197	36.018	206	212



ADAC Formel 4

Lap analysis Race 1

Provisional



Lausitzring, Length: 3442 m
Air temperature: 36.1°C
Track temperature: 47.7°C
Weather condition: Dry

DMSB Reg. Nr.: 174/15

Saturday 4.7.2015 10:35

Lap	Time	SE1	SP1	SE2	SP2	SE3	SP3	TSP	Lap	Time	SE1	SP1	SE2	SP2	SE3	SP3	TSP
10	1:26.240	28.320	163	22.188	194	35.732	206	209									
11	1:24.373	26.906	161	21.866	196	35.601	206	213									

36 Joey Mawson, AUS ,

theoretical besttime: 1:22.253

1	1:30.389	32.440	160	22.477	196	35.472	209	129	12	1:22.659	25.830	165	21.611	199	35.218	207	212
2	1:24.245	26.685	163	22.131	197	35.429	207	215	13	1:36.413	25.972	163	26.524	138	43.917	152	212
3	1:22.613	25.973	163	21.550	200	35.090	207	212	14	2:07.139	35.525	113	31.675	133	59.939	145	161
4	1:22.577	25.818	164	21.641	199	35.118	207	212	15	2:01.539	39.270	119	32.998	145	49.271	175	138
5	1:22.668	25.918	163	21.533	199	35.217	207	212	16	1:56.159	36.338	132	31.483	140	48.338	158	188
6	1:22.404	25.835	164	21.492	199	35.077	207	213	17	1:52.533	37.570	128	32.258	92	42.705	206	176
7	1:22.388	25.784	163	21.515	200	35.089	207	212	18	1:23.685	26.403	163	21.984	197	35.298	207	211
8	1:22.452	25.896	164	21.397	199	35.159	207	213	19	1:22.891	26.039	164	21.656	198	35.196	206	212
9	1:22.621	25.964	164	21.510	199	35.147	206	213	20	1:22.726	26.033	164	21.621	198	35.072	205	212
10	1:22.567	25.945	163	21.509	199	35.113	207	212									
11	1:22.507	25.885	164	21.432	199	35.190	207	213									

38 Luca Engstler, DEU ,

theoretical besttime: 1:24.037

1	1:40.444	40.184	156	23.136	200	37.124	207	175	10	1:26.165	28.261	161	22.113	200	35.791	209	216
2	1:26.102	27.177	162	22.666	201	36.259	206	216	11	1:31.521	26.740	163	22.590	198	42.191	199	215
3	1:26.076	27.822	161	22.417	198	35.837	205	213	12	1:25.749	27.670	162	22.131	197	35.948	201	208
4	1:25.363	26.676	161	22.257	200	36.430	204	212	13	1:27.229	28.049	160	22.602	193	36.578	204	209
5	1:24.792	27.190	161	21.859	198	35.743	207	211	14	1:54.185	27.925	156	23.361	166	1:02.899	93	209
6	1:24.167	26.637	161	21.989	199	35.541	206	215	15	1:57.914	35.327	107	32.204	123	50.383	114	98
7	1:25.405	27.783	161	21.886	199	35.736	206	212	16	1:56.515	34.788	111	30.811	126	50.916	99	136
8	1:24.667	27.162	162	21.891	200	35.614	207	212									
9	1:24.612	26.954	162	22.059	200	35.599	207	215									

46 Mauro Auricchio, BRA ,

theoretical besttime: 1:23.424

1	1:40.016	40.507	158	23.034	199	36.475	210	166	12	1:23.791	26.312	161	21.924	197	35.555	204	211
2	1:25.167	27.109	161	22.154	201	35.904	207	217	13	1:25.959	26.482	160	22.244	193	37.233	193	210
3	1:24.472	26.630	163	22.092	198	35.750	209	216	14	2:01.361	28.694	89	30.724	98	1:01.943	115	202
4	1:26.651	27.907	160	22.710	199	36.034	206	217	15	1:56.900	34.394	92	34.863	97	47.643	139	154
5	1:24.889	26.492	162	22.400	200	35.997	208	213	16	1:56.476	36.231	107	31.635	124	48.610	140	157
6	1:24.166	26.568	162	21.727	200	35.871	209	215	17	1:47.999	38.244	90	29.760	122	39.995	206	140
7	1:24.262	26.666	163	21.820	201	35.776	206	216	18	1:25.895	26.689	163	22.430	191	36.776	208	213
8	1:24.824	27.291	160	21.850	199	35.683	207	212	19	1:28.781	26.701	162	25.708	151	36.372	205	216
9	1:26.483	28.597	160	22.213	199	35.673	202	212	20	1:23.988	26.313	162	21.765	198	35.910	187	210
10	1:25.230	27.793	161	21.784	199	35.653	206	208									
11	1:23.512	26.142	161	21.793	198	35.577	205	211									

55 Marylin Niederhauser, CHE ,

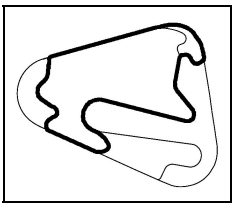
theoretical besttime: 1:25.699

1	1:40.748	40.338	157	23.736	195	36.674	207	175	12	1:27.656	27.910	158	22.901	191	36.845	201	208
2	1:26.703	27.713	160	22.721	194	36.269	204	214	13	1:27.747	28.051	158	22.848	192	36.848	202	208
3	1:39.710	40.126	152	23.182	194	36.402	203	212	14	1:49.713	48.666	154	23.936	190	37.111	201	208
4	1:26.401	27.398	159	22.575	195	36.428	202	209	15	1:32.201	28.375	158	23.190	193	40.636	116	208
5	1:25.858	27.383	159	22.528	193	35.947	203	209	16	1:55.725	34.809	109	30.412	135	50.504	90	141
6	1:25.992	27.403	158	22.588	194	36.001	202	209	17	1:48.788	36.085	78	29.019	128	43.684	203	114
7	1:25.779	27.338	158	22.414	195	36.027	202	209	18	1:28.884	28.870	158	22.961	193	37.053	200	209
8	1:26.912	27.763	158	22.882	196	36.267	203	208	19	1:27.808	27.961	159	22.937	192	36.910	202	207
9	1:35.832	36.141	156	23.153	192	36.538	201	210	20	1:28.353	28.487	158	23.190	193	36.676	202	208
10	1:27.154	27.559	159	23.145	194	36.450	202	208									
11	1:27.314	27.961	158	22.870	193	36.483	202	208									

77 Job Van Uitert, NLD ,

theoretical besttime: 1:22.831

1	1:40.775	41.814	159	22.534	201	36.427	209	144	12	1:22.923	26.070	163	21.742	196	35.111	207	215
2	1:25.014	27.192	164	22.217	200	35.605	211	215	13	1:26.901	27.910	159	23.193	194	35.798	208	214
3	1:24.581	26.718	165	22.329	199	35.534	213	220	14	2:02.237	30.365	102	30.390	99	1:01.482	123	214
4	1:27.578	28.337	155	23.131	200	36.110	206	220	15	1:57.577	35.136	88	34.811	113	47.630	142	150
5	1:23.857	26.898	162	21.768	200	35.191	210	212	16	1:56.268	36.063	97	31.341	116	48.864	132	158



ADAC Formel 4

Lap analysis Race 1

Provisional

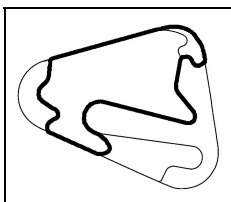


DMSB Reg. Nr.: 174/15

Saturday 4.7.2015 10:35

Lausitzring, Length: 3442 m
Air temperature: 36.1°C
Track temperature: 47.7°C
Weather condition: Dry

Lap	Time	SE1	SP1	SE2	SP2	SE3	SP3	TSP	Lap	Time	SE1	SP1	SE2	SP2	SE3	SP3	TSP
6	1:23.721	26.447	163	21.841	201	35.433	213	218	17	1:47.403	37.441	92	29.614	128	40.348	213	146
7	1:24.381	27.095	162	21.779	201	35.507	212	221	18	1:26.595	27.960	162	22.593	197	36.042	210	220
8	1:24.671	27.334	161	21.849	201	35.488	210	219	19	1:31.469	34.034	176	22.168	194	35.267	210	215
9	1:25.734	28.028	160	22.192	198	35.514	209	217	20	1:24.839	26.634	162	21.902	201	36.303	202	217
10	1:23.696	26.707	161	21.706	200	35.283	208	213									
11	1:22.917	26.156	162	21.682	199	35.079	208	214									



ADAC Formel 4

Vmax list Race 1

Provisional



Lausitzring, Length: 3442 m

Air temperature: 36.2°C

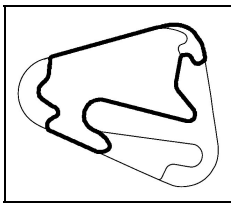
Track temperature: 47.8°C

Weather condition: Dry

DMSB Reg. Nr.: 174/15

Saturday 4.7.2015 10:35

Nr	Team, Car, Driver, Nat	Top speed
77	Job van Uitert, ADAC Formel 4 powered by Abarth Van Uitert Job , NLD	221,38 km/h
6	Mücke-Motorsport, ADAC Formel 4 powered by Abarth Ortmann Mike David , DEU	219,98 km/h
34	, ADAC Formel 4 powered by Abarth Wolf Toni , DEU	219,35 km/h
9	Motopark, ADAC Formel 4 powered by Abarth Cecotto Jonathan , VEN	219,22 km/h
30	Team Scheider, ADAC Formel 4 powered by Abarth Kremer Jason , DEU	218,33 km/h
3	Mücke-Motorsport, ADAC Formel 4 powered by Abarth Mazatis Benjamin , DEU	218,28 km/h
4	Mücke-Motorsport, ADAC Formel 4 powered by Abarth Shwartzman Robert , RUS	218,19 km/h
5	Mücke-Motorsport, ADAC Formel 4 powered by Abarth Beckmann David , DEU	218,06 km/h
10	Motopark, ADAC Formel 4 powered by Abarth Waldherr Michael , DEU	217,44 km/h
16	Jenzer Motorsport, ADAC Formel 4 powered by Abarth Böckmann Marek , DEU	217,40 km/h
33	RS Competition, ADAC Formel 4 powered by Abarth Jonck Jan , DNK	217,18 km/h
13	Team pirosports, ADAC Formel 4 powered by Abarth Piro Cedric , DEU	217,09 km/h
14	Jenzer Motorsport, ADAC Formel 4 powered by Abarth Müller-Crepon Moritz , DEU	217,05 km/h
46	Team Scheider, ADAC Formel 4 powered by Abarth Auricchio Mauro , BRA	217,05 km/h
2	Neuhauser Racing Team, ADAC Formel 4 powered by Abarth Zimmermann Tim , DEU	216,70 km/h
21	Liqui Moly Team Engstler, ADAC Formel 4 powered by Abarth Halder Michelle , DEU	216,57 km/h
35	HTP Juniorteam, ADAC Formel 4 powered by Abarth Schreiner Carrie , DEU	216,22 km/h
8	Motopark, ADAC Formel 4 powered by Abarth Fittje Jannes , DEU	216,13 km/h
31	Team Scheider, ADAC Formel 4 powered by Abarth Shlom Yan Leon , RUS	216,09 km/h
17	Jenzer Motorsport, ADAC Formel 4 powered by Abarth Hoti Arlind , DEU	216,00 km/h
26	Van Amersfoort Racing, ADAC Formel 4 powered by Abarth Newey Harrison , GBR	215,78 km/h



Lausitzring, Length: 3442 m
Air temperature: 36.2°C
Track temperature: 47.8°C
Weather condition: Dry

ADAC Formel 4

Vmax list Race 1

Provisional

DMSB Reg. Nr.: 174/15

Saturday 4.7.2015 10:35



Nr	Team, Car, Driver, Nat	Top speed
15	Jenzer Motorsport, ADAC Formel 4 powered by Abarth Kolkmann David , DEU	215,65 km/h
28	HTP Juniorteam, ADAC Formel 4 powered by Abarth Esmeijer Janneau , NLD	215,52 km/h
38	Liqui Moly Team Engstler, ADAC Formel 4 powered by Abarth Engstler Luca , DEU	215,52 km/h
18	SMG Swiss Motorsport Group, ADAC Formel 4 powered by Abarth Maggi Giorgio , CHE	215,22 km/h
20	SMG Swiss Motorsport Group, ADAC Formel 4 powered by Abarth Rogivue Nikolaj , CHE	215,14 km/h
36	Van Amersfoort Racing, ADAC Formel 4 powered by Abarth Mawson Joey , AUS	215,09 km/h
27	HTP Juniorteam, ADAC Formel 4 powered by Abarth Dienst Marvin , DEU	215,09 km/h
1	Neuhauser Racing Team, ADAC Formel 4 powered by Abarth Schramm Kim Luis , DEU	214,62 km/h
55	Race Performance, ADAC Formel 4 powered by Abarth Niederhauser Marylin , CHE	213,81 km/h