

ADAC GT Masters

Result List Qualifying 2

Provisional



Lausitzring, Length: 3442 m

Air temperature: 35.7°C

Track temperature: 36.6°C

Weather condition: Dry

DMSB Reg. Nr.: 175/15

Friday 3.7.2015 16:55

started : 17 classified : 17 not classified : 0

	Drivers	Team	Car	Lap	Best Time	Gap	Diff	Kph	Day Time
1	21 S.Asch/L.Ludwig	Team Zakspeed	Mercedes-Benz SLS AMG GT3	4	1:20.176			154,5	17:42:49
2	2 J.Pepper/N.Thiim	C. Abt Racing	Audi R8 LMS ultra	4	1:20.326	0.150	0.150	154,3	17:38:44
3	66 A.Wirth/D.Keilwitz	Callaway Competition	Corvette Z06.R GT3	4	1:20.348	0.172	0.022	154,2	17:32:04
4	36 M.Ragginger/K.Bachler	GW IT Racing Team Schütz Motors	Porsche 911 GT3 R	5	1:20.434	0.258	0.086	154,1	17:43:56
5	80 D.Baumann/J.Klingmann	BMW Sports Trophy Team Schubert	BMW Z4 GT3	4	1:20.612	0.436	0.178	153,7	17:38:01
6	1 S.Wackerbauer/K.van der Linde	C. Abt Racing	Audi R8 LMS ultra	6	1:20.664	0.488	0.052	153,6	17:43:31
7	24 F.Stoll/M.Basseng	kfzteile24 MS RACING	Audi R8 LMS ultra	4	1:20.703	0.527	0.039	153,5	17:39:37
8	7 L.Stolz/J.Bleekemolen	Bentley Team HTP	Bentley Continental GT3	4	1:20.755	0.579	0.052	153,4	17:41:43
9	100 D.Dobitsch/E.Sandström	kfzteile24 MS RACING	Audi R8 LMS ultra	10	1:20.774	0.598	0.019	153,4	17:50:15
10	19 C.Hürtgen/U.Alzen	BMW Sports Trophy Team Schubert	BMW Z4 GT3	5	1:20.852	0.676	0.078	153,3	17:39:31
11	42 H.Proczyk/A.Simonsen	HP Racing	Mercedes-Benz SLS AMG GT3	4	1:20.941	0.765	0.089	153,1	17:40:28
12	69 D.Alessi/P.Assenheimer	Callaway Competition	Corvette Z06.R GT3	4	1:20.972	0.796	0.031	153,0	17:32:13
13	13 R.Lips(*G*)/S.Barth	RWT-Racing Team	Corvette Z06.R GT3	4	1:21.006	0.830	0.034	153,0	17:42:58
14	8 F.Hamprecht/C.Schmid	Bentley Team HTP	Bentley Continental GT3	7	1:21.117	0.941	0.111	152,8	17:46:12
15	16 R.Frey/P.Geipel	YACO Racing	Audi R8 LMS ultra	5	1:21.198	1.022	0.081	152,6	17:40:33
16	12 J.Knoll(*G*)/L.Marionek	Senkyr Motorsport	BMW Z4 GT3	5	1:21.276	1.100	0.078	152,5	17:35:37
17	3 A.Weishaupt(*G*)/C.Jöns	C. Abt Racing	Audi R8 LMS ultra	3	1:21.594	1.418	0.318	151,9	17:33:23

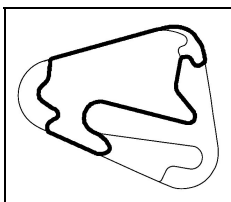
(*G*) marks the gentlemen driver

Subject to final scrutineering!

Publications Time:

Clerk of the course:

Time Keeping:



ADAC GT Masters

Lap analysis Qualifying 2

Provisional



Lausitzring, Length: 3442 m

Air temperature: 35.7°C

Track temperature: 36.6°C

Weather condition: Dry

DMSB Reg. Nr.: 175/15

Friday 3.7.2015 16:55

Lap	Time	SE1	SP1	SE2	SP2	SE3	SP3	TSP	Lap	Time	SE1	SP1	SE2	SP2	SE3	SP3	TSP
1	Stefan Wackerbauer, DEU/ Kelvin van der Linde, ZAF								theoretical besttime: 1:20.555								
1	10:46.515	9:48.834	169	22.581	213	35.100	234		6	1:20.664	25.611	176	21.374	217	33.679	235	247
2	1:21.287	25.979	176	21.422	217	33.886	235	243	7	1:24.318	25.718	175	21.466	217	37.134	234	245
3	1:21.175	26.044	174	21.394	217	33.737	236	244	8	1:20.990	25.593	176	21.372	218	34.025	234	244
4	1:20.938	25.898	175	21.325	218	33.715	236	245									
5	1:20.742	25.604	176	21.283	218	33.855	236	246									

2	Jordan Lee Pepper, ZAF/ Nicki Thiim, DNK								theoretical besttime: 1:20.326								
1	8:40.981	7:41.685	153	23.377	211	35.919	233		6	1:25.947	25.632	175	22.298	205	38.017		246
2	1:22.707	26.751	175	21.625	218	34.331	234	243	7	4:20.485	3:25.039	172	21.439	217	34.007	233	
3	1:20.695	25.599	176	21.315	217	33.781	235	243	8	1:21.340	26.053	172	21.358	218	33.929	235	242
4	1:20.326	25.389	176	21.211	218	33.726	236	244	9	1:21.300	25.801	175	21.247	218	34.252	236	245
5	1:26.228	26.187	174	22.784	214	37.257	237	246									

3	Andreas Weishaupt, DEU/ Christer Jöns, DEU								theoretical besttime: 1:21.594								
1	4:36.783	3:35.372	151	24.759	180	36.652	233		8	3:14.805	2:14.778	173	24.098	137	35.929	234	
2	1:25.036	27.506	173	22.437	216	35.093	234	243	9	1:30.960	27.370	172	23.205	154	40.385	235	244
3	1:21.594	25.997	175	21.589	215	34.008	233	243	10	1:22.755	26.453	173	21.826	215	34.476	234	245
4	1:32.196	26.018	173	21.663	216	44.515		244	11	1:22.444	26.335	172	21.865	217	34.244	234	245
5	5:07.886	4:05.650	169	23.906	143	38.330	235		12	1:22.378	26.381	173	21.750	215	34.247	233	244
6	1:23.991	26.610	174	22.074	214	35.307	234	245									
7	1:39.967	34.040	157	24.773	215	41.154		244									

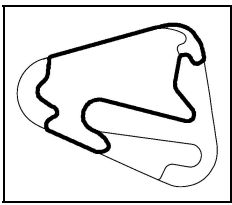
7	Luca Stolz, DEU/ Jeroen Bleekemolen, NLD								theoretical besttime: 1:20.715								
1	11:38.775	10:37.044	164	25.488	144	36.243	239		5	1:33.700	27.701	139	27.074	140	38.925	240	252
2	1:22.316	26.422	178	21.767	222	34.127	242	248	6	1:21.109	25.930	178	21.453	221	33.726	241	249
3	1:21.238	25.940	178	21.507	223	33.791	241	251	7	1:20.852	25.807	179	21.372	224	33.673	240	250
4	1:20.755	25.783	179	21.412	223	33.560	241	252									

8	Fabian Hamprecht, DEU/ Clemens Schmid, AUT								theoretical besttime: 1:20.993								
1	11:59.853	10:54.120	131	29.921	173	35.812	238		6	1:25.595	26.104	177	21.717	184	37.774	239	251
2	1:21.405	26.292	176	21.365	221	33.748	239	248	7	1:21.117	25.985	179	21.391	223	33.741	239	249
3	1:22.157	26.562	178	21.433	222	34.162	239	249	8	1:21.133	26.022	178	21.308	224	33.803	241	249
4	1:21.133	25.976	179	21.383	222	33.774	240	249									
5	1:21.248	25.966	179	21.563	221	33.719	241	250									

12	Jacob Knoll, CZE/ Lennart Marioneck, DEU								theoretical besttime: 1:21.246								
1	4:09.883	3:06.052	132	26.090	209	37.741	235		8	1:24.382	26.087	177	21.474	221	36.821	238	246
2	1:23.159	26.774	175	21.942	219	34.443	236	244	9	1:22.086	26.374	176	21.389	221	34.323	239	247
3	1:21.699	26.192	176	21.465	219	34.042	237	245	10	1:21.700	26.157	176	21.474	221	34.069	239	248
4	1:21.687	26.170	177	21.397	221	34.120	238	247	11	1:21.533	25.974	176	21.483	222	34.076	239	248
5	1:21.276	25.990	177	21.328	222	33.958	236	247	12	1:24.480	25.960	177	22.642	168	35.878	238	248
6	1:26.015	27.529	172	21.794	221	36.692		245									
7	8:24.471	7:25.628	170	23.326	220	35.517	237										

13	Remo Lips, CHE/ Sven Barth, DEU								theoretical besttime: 1:20.838								
1	12:42.602	11:42.406	150	23.596	205	36.600	212		6	1:26.143	26.013	181	22.047	195	38.083	241	252
2	1:33.288	30.305	138	22.433	222	40.550	243	218	7	1:28.279	26.460	179	24.190	176	37.629	242	252
3	1:21.154	26.184	180	21.373	224	33.597	243	253	8	1:21.848	26.393	179	21.431	224	34.024	243	252
4	1:21.006	25.986	181	21.255	224	33.765	243	253	9	1:21.321	26.054	179	21.405	225	33.862	242	253
5	1:21.159	26.033	180	21.325	223	33.801	242	252									

16	Rahel Frey, CHE/ Philip Geipel, DEU								theoretical besttime: 1:21.001								
1	2:28.795	1:14.382	96	30.974	122	43.439	218		7	1:21.243	26.070	178	21.391	219	33.782	238	246
2	1:45.342	31.579	121	28.587	159	45.176		189	8	1:21.235	25.917	178	21.428	219	33.890	237	247
3	7:35.753	6:29.121	112	28.704	134	37.928	236		9	1:26.290	27.436	161	23.697	197	35.157	238	249
4	1:22.068	26.191	176	21.702	217	34.175	238	246	10	1:21.539	26.244	178	21.357	219	33.938	238	245



ADAC GT Masters

Lap analysis Qualifying 2



Provisional

DMSB Reg. Nr.: 175/15

Lausitzring, Length: 3442 m

Air temperature: 35.7°C

Track temperature: 36.6°C

Weather condition: Dry

Friday 3.7.2015 16:55

Lap	Time	SE1	SP1	SE2	SP2	SE3	SP3	TSP	Lap	Time	SE1	SP1	SE2	SP2	SE3	SP3	TSP
5	1:21.198	25.985	176	21.302	219	33.911	239	247	11	1:21.202	25.968	178	21.314	219	33.920	238	247
6	1:26.044	26.117	175	24.386	185	35.541	237	247									

19 Claudia Hürtgen, DEU/ Uwe Alzen, DEU

theoretical besttime: 1:20.682

1	8:01.433	7:03.035	172	23.172	214	35.226	240		7	1:31.763	26.077	179	26.033	212	39.653		249
2	1:25.713	27.542	175	22.549	218	35.622	240	247	8	2:52.908	1:55.510	175	22.211	221	35.187	241	249
3	1:22.351	26.569	179	21.526	221	34.256	242	247	9	1:22.724	26.484	178	21.667	223	34.573	241	249
4	1:20.880	25.900	178	21.423	223	33.557	241	251	10	1:21.383	26.109	179	21.313	224	33.961	243	250
5	1:20.852	25.834	178	21.432	222	33.586	241	250	11	1:22.430	25.812	179	21.546	222	35.072	242	249
6	1:26.678	25.992	178	24.571	212	36.115	243	250									

21 Sebastian Asch, DEU/ Luca Ludwig, DEU

theoretical besttime: 1:20.033

1	12:42.938	11:44.044	173	23.004	218	35.890	239		5	1:20.304	25.656	180	21.357	223	33.291	241	251
2	1:25.300	27.955	136	23.079	222	34.266	242	248	6	1:20.421	25.558	182	21.330	225	33.533	240	250
3	1:20.576	25.869	181	21.268	224	33.439	242	252									
4	1:20.176	25.701	181	21.204	223	33.271	242	253									

24 Florian Stoll, DEU/ Marc Basseng, DEU

theoretical besttime: 1:20.328

1	9:32.708	8:30.986	172	23.468	183	38.254	234		6	1:25.905	25.853	173	24.496	185	35.556	237	246
2	1:22.915	26.449	178	21.675	217	34.791	234	243	7	1:20.723	25.605	177	21.236	218	33.882	237	246
3	1:21.332	26.095	176	21.487	216	33.750	235	247	8	1:20.963	25.879	176	21.498	218	33.586	236	246
4	1:20.703	25.924	176	21.292	217	33.487	235	245	9	1:21.067	25.625	177	21.764	211	33.678	235	246
5	1:20.756	25.755	176	21.279	217	33.722	237	244									

36 Martin Ragginger, AUT/ Klaus Bachler, AUT

theoretical besttime: 1:20.230

1	12:32.666	11:34.645	174	22.932	218	35.089	239		5	1:20.434	25.632	179	21.305	222	33.497	239	251
2	1:22.454	26.897	177	21.684	221	33.873	241	249	6	1:22.740	25.761	179	23.077	220	33.902	240	250
3	1:20.733	25.856	178	21.453	221	33.424	241	252									
4	1:20.501	25.652	179	21.174	223	33.675	240	252									

42 Hari Proczyk, AUT/ Andreas Simonsen, SWE

theoretical besttime: 1:20.754

1	10:23.088	9:25.753	175	22.226	220	35.109	243		7	3:09.315	2:09.715	177	24.005	144	35.595	245	
2	1:22.748	26.949	180	21.652	221	34.147	244	251	8	1:21.389	26.135	179	21.417	225	33.837	245	254
3	1:21.442	25.964	178	21.476	223	34.002	244	253	9	1:23.873	25.701	181	23.817	204	34.355	244	255
4	1:20.941	25.888	179	21.338	224	33.715	244	252	10	1:20.942	25.809	177	21.398	225	33.735	243	254
5	1:21.150	25.801	181	21.463	224	33.886	245	252									
6	1:26.233	25.880	180	22.615	181	37.738		256									

66 Andreas Wirth, DEU/ Daniel Keilwitz, DEU

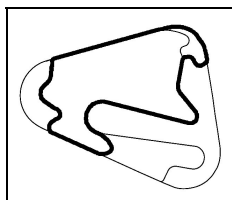
theoretical besttime: 1:20.201

1	1:54.667	49.973	137	25.935	166	38.759	209		6	14:33.006	13:35.805	168	23.044	214	34.157	242	
2	1:29.086	29.205	121	23.617	207	36.264	244	214	7	1:20.735	25.761	181	21.423	223	33.551	242	252
3	1:20.406	25.689	182	21.390	227	33.327	244	254	8	1:21.036	26.106	182	21.469	227	33.461	244	252
4	1:20.348	25.585	182	21.289	227	33.474	243	253									
5	1:25.709	25.672	182	21.459	224	38.578		252									

69 Diego Alessi, ITA/ Patrick Assenheimer, DEU

theoretical besttime: 1:20.972

1	1:58.646	53.097	144	25.706	186	39.843	213		8	1:27.552	27.689	126	25.731	204	34.132	242	252
2	1:29.549	28.978	153	24.185	205	36.386	227	228	9	1:21.561	25.993	181	21.561	225	34.007	242	252
3	1:24.627	27.818	153	22.552	218	34.257	242	240	10	1:27.810	26.067	179	23.545	190	38.198	213	252
4	1:20.972	25.655	181	21.387	224	33.930	242	253	11	1:26.629	28.053	150	23.754	203	34.822	244	228
5	1:25.788	26.846	171	24.549	193	34.393	243	252	12	1:21.531	25.964	180	21.632	225	33.935	242	254
6	1:25.758	25.922	180	21.679	218	38.157		254									
7	7:40.190	6:42.058	143	23.709	194	34.423	242										



ADAC GT Masters

Lap analysis Qualifying 2

Provisional



Lausitzring, Length: 3442 m

Air temperature: 35.7°C

Track temperature: 36.6°C

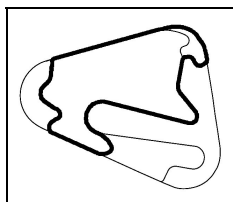
Weather condition: Dry

DMSB Reg. Nr.: 175/15

Friday 3.7.2015 16:55

Lap	Time	SE1	SP1	SE2	SP2	SE3	SP3	TSP	Lap	Time	SE1	SP1	SE2	SP2	SE3	SP3	TSP
80 Dominik Baumann, AUT/ Jens Klingmann, DEU									theoretical besttime: 1:20.605								
1	7:57.204	7:00.013	172	22.408	217	34.783	238		7	1:21.201	25.989	178	21.379	221	33.833	241	249
2	1:22.611	26.946	176	21.662	220	34.003	238	245	8	1:29.441	25.984	177	26.921	190	36.536		250
3	1:20.870	25.936	178	21.334	220	33.600	238	247	9	2:55.193	1:59.212	175	21.835	221	34.146	240	
4	1:20.612	25.683	178	21.322	220	33.607	239	247	10	1:21.564	26.294	177	21.418	221	33.852	241	246
5	1:25.175	27.540	138	23.108	198	34.527	240	248									
6	1:21.273	26.060	177	21.359	223	33.854	242	247									

100 Daniel Dobitsch, AUT/ Edward Sandström, SWE									theoretical besttime: 1:20.698								
1	11:10.884	10:10.224	158	23.852	167	36.808	235		7	1:26.641	26.934	168	22.343	217	37.364		246
2	1:26.394	27.352	174	22.753	207	36.289	236	243	8	2:03.980	1:07.359	176	22.046	217	34.575	237	
3	1:21.394	26.202	176	21.487	219	33.705	238	246	9	1:21.931	25.967	177	21.474	219	34.490	239	247
4	1:21.085	25.941	177	21.579	218	33.565	237	247	10	1:20.774	25.792	177	21.371	221	33.611	237	248
5	1:21.355	25.909	177	21.491	218	33.955	237	247									
6	1:20.834	25.802	177	21.341	218	33.691	237	246									



ADAC GT Masters

Vmax list Qualifying 2

Provisional



Lausitzring, Length: 3442 m

Air temperature: 35.7°C

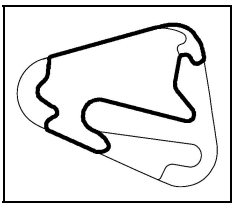
Track temperature: 36.6°C

Weather condition: Dry

DMSB Reg. Nr.: 175/15

Friday 3.7.2015 16:55

Nr	Team, Car, Driver, Nat	Top speed
42	HP Racing, Mercedes-Benz SLS AMG GT3 Proczyk Hari , AUT Simonsen Andreas , SWE	255,61 km/h
66	Callaway Competition, Corvette Z06.R GT3 Wirth Andreas , DEU Keilwitz Daniel , DEU	253,98 km/h
69	Callaway Competition, Corvette Z06.R GT3 Alessi Diego , ITA Assenheimer Patrick , DEU	253,62 km/h
13	RWT-Racing Team, Corvette Z06.R GT3 Lips Remo , CHE Barth Sven , DEU	252,97 km/h
21	Team Zakspeed, Mercedes-Benz SLS AMG GT3 Asch Sebastian , DEU Ludwig Luca , DEU	252,73 km/h
7	Bentley Team HTP, Bentley Continental GT3 Stolz Luca , DEU Bleekemolen Jeroen , NLD	252,31 km/h
36	GW IT Racing Team Schütz Motorsport, Porsche 911 GT3 R Ragginger Martin , AUT Bachler Klaus , AUT	251,84 km/h
19	BMW Sports Trophy Team Schubert, BMW Z4 GT3 Hürtgen Claudia , DEU Alzen Uwe , DEU	250,96 km/h
8	Bentley Team HTP, Bentley Continental GT3 Hamprecht Fabian , DEU Schmid Clemens , AUT	250,61 km/h
80	BMW Sports Trophy Team Schubert, BMW Z4 GT3 Baumann Dominik , AUT Klingmann Jens , DEU	250,02 km/h
16	YACO Racing, Audi R8 LMS ultra Frey Rahel , CHE Geipel Philip , DEU	248,69 km/h
12	Senkyr Motorsport, BMW Z4 GT3 Knoll Jacob , CZE Marioneck Lennart , DEU	248,35 km/h
100	kfzteile24 MS RACING, Audi R8 LMS ultra Dobitsch Daniel , AUT Sandström Edward , SWE	248,12 km/h
24	kfzteile24 MS RACING, Audi R8 LMS ultra Stoll Florian , DEU Basseng Marc , DEU	246,98 km/h



ADAC GT Masters

Vmax list Qualifying 2

Provisional



Lausitzring, Length: 3442 m

Air temperature: 35.7°C

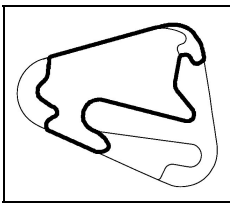
Track temperature: 36.6°C

Weather condition: Dry

DMSB Reg. Nr.: 175/15

Friday 3.7.2015 16:55

Nr	Team, Car, Driver, Nat	Top speed
1	C. Abt Racing, Audi R8 LMS ultra Wackerbauer Stefan , DEU van der Linde Kelvin , ZAF	246,52 km/h
2	C. Abt Racing, Audi R8 LMS ultra Pepper Jordan Lee , ZAF Thiim Nicki , DNK	246,47 km/h
3	C. Abt Racing, Audi R8 LMS ultra Weishaupt Andreas , DEU Jöns Christer , DEU	245,45 km/h



ADAC GT Masters

Start Grid Race 2

Provisional



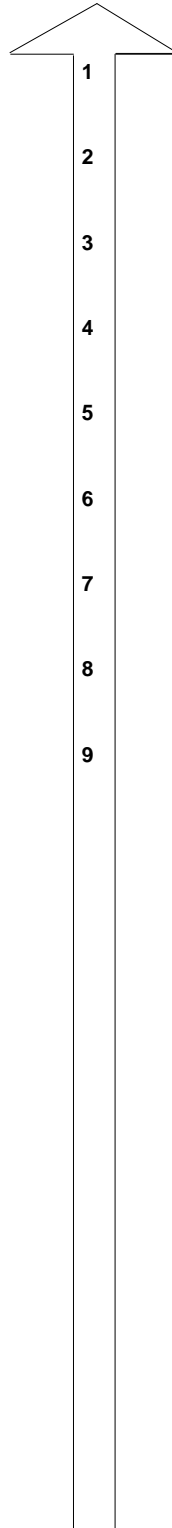
Lausitzring, Length: 3442 m
Air temperature: 32.0°C
Track temperature: 37.7°C
Weather condition: Dry

DMSB Reg. Nr.: 175/15

Sunday 5.7.2015 12:00

POLE POSITION

21 Team Zakspeed Sebastian Asch/ Luca Ludwig*	1:20.176
66 Callaway Competition Andreas Wirth/ Daniel Keilwitz*	1:20.348
80 BMW Sports Trophy Team Schube Dominik Baumann/ Jens Klingmann*	1:20.612
24 kfzteile24 MS RACING Florian Stoll/ Marc Basseng*	1:20.703
100 kfzteile24 MS RACING Daniel Dobitsch/ Edward Sandström*	1:20.774
42 HP Racing Hari Proczyk/ Andreas Simonsen*	1:20.941
8 Bentley Team HTP Fabian Hamprecht/ Clemens Schmid*	1:21.117
69 Callaway Competition Diego Alessi/ Patrick Assenheimer*	1:20.972
3 C. Abt Racing Andreas Weishaupt/ Christer Jöns*	1:21.594



2 C. Abt Racing Jordan Lee Pepper/ Nicki Thiim*	1:20.326
36 Schütz Motorsport Martin Ragginger/ Klaus Bachler*	1:20.434
1 C. Abt Racing Stefan Wackerbauer/ Kelvin van der Linde*	1:20.664
7 Bentley Team HTP Luca Stolz/ Jeroen Bleekemolen*	1:20.755
19 BMW Sports Trophy Team Schube Claudia Hürtgen/ Uwe Alzen*	1:20.852
13 RWT-Racing Team Remo Lips/ Sven Barth*	1:21.006
16 YACO Racing Rahel Frey/ Philip Geipel*	1:21.198
12 Senkyr Motorsport Jacub Knoll/ Lennart Marioneck*	1:21.276

Following stewards decision no. 33 - drop of 3 grid positions for car no. 69

* Marks the starting driver

Publications Time:

Clerk of the course:

Time Keeping: