

# ADAC GT Masters

## Result List Qualifying 1

Provisional



Lausitzring, Length: 3442 m

Air temperature: 35.7°C

Track temperature: 36.6°C

Weather condition: Dry

**DMSB** Reg. Nr.: 175/15

Friday 3.7.2015 16:20

started : 17      classified : 17      not classified : 0

	Drivers	Team	Car	Lap	Best Time	Gap	Diff	Kph	Day Time
1	36 <b>M.Ragginger</b> /K.Bachler	GW IT Racing Team Schütz Motors	Porsche 911 GT3 R	4	<b>1:20.315</b>			154,3	16:58:19
2	21 <b>S.Asch</b> /L.Ludwig	Team Zakspeed	Mercedes-Benz SLS AMG GT3	6	<b>1:20.694</b>	0.379	0.379	153,6	16:58:50
3	100 <b>D.Dobitsch</b> /E.Sandström	kfzteile24 MS RACING	Audi R8 LMS ultra	4	<b>1:20.774</b>	0.459	0.080	153,4	16:56:21
4	80 <b>D.Baumann</b> /J.Klingmann	BMW Sports Trophy Team Schubert	BMW Z4 GT3	8	<b>1:20.857</b>	0.542	0.083	153,2	17:00:20
5	19 <b>C.Hürtgen</b> /U.Alzen	BMW Sports Trophy Team Schubert	BMW Z4 GT3	10	<b>1:20.900</b>	0.585	0.043	153,2	17:00:22
6	42 <b>H.Proczyk</b> /A.Simonsen	HP Racing	Mercedes-Benz SLS AMG GT3	12	<b>1:20.965</b>	0.650	0.065	153,0	17:17:36
7	24 <b>F.Stoll</b> /M.Basseng	kfzteile24 MS RACING	Audi R8 LMS ultra	5	<b>1:21.000</b>	0.685	0.035	153,0	16:58:40
8	1 <b>S.Wackerbauer</b> /K.van der Linde	C. Abt Racing	Audi R8 LMS ultra	4	<b>1:21.048</b>	0.733	0.048	152,9	16:53:09
9	16 <b>R.Frey</b> /P.Geipel	YACO Racing	Audi R8 LMS ultra	12	<b>1:21.065</b>	0.750	0.017	152,9	17:16:25
10	69 <b>D.Alessi</b> /P.Assenheimer	Callaway Competition	Corvette Z06.R GT3	4	<b>1:21.077</b>	0.762	0.012	152,8	16:46:29
11	8 <b>F.Hamprecht</b> /C.Schmid	Bentley Team HTP	Bentley Continental GT3	9	<b>1:21.133</b>	0.818	0.056	152,7	17:16:18
12	66 <b>A.Wirth</b> /D.Keilwitz	Callaway Competition	Corvette Z06.R GT3	5	<b>1:21.292</b>	0.977	0.159	152,4	16:53:41
13	2 <b>J.Pepper</b> /N.Thiim	C. Abt Racing	Audi R8 LMS ultra	6	<b>1:21.322</b>	1.007	0.030	152,4	16:52:32
14	7 <b>L.Stolz</b> /J.Bleekemolen	Bentley Team HTP	Bentley Continental GT3	5	<b>1:21.375</b>	1.060	0.053	152,3	16:58:16
15	13 <b>R.Lips</b> (*G*)/S.Barth	RWT-Racing Team	Corvette Z06.R GT3	5	<b>1:21.786</b>	1.471	0.411	151,5	16:51:43
16	12 <b>J.Knoll</b> (*G*)/L.Marionneck	Senkyr Motorsport	BMW Z4 GT3	8	<b>1:23.022</b>	2.707	1.236	149,3	16:58:04
	3 <b>A.Weishaupt</b> (*G*)/C.Jöns	C. Abt Racing	Audi R8 LMS ultra	0					

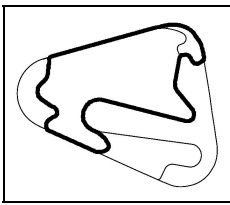
(\*G\*) marks the gentlemen driver

**Subject to final scrutineering!**

Publications Time:

Clerk of the course:

Time Keeping:



# ADAC GT Masters

## Lap analysis Qualifying 1

Provisional



Lausitzring, Length: 3442 m

Air temperature: 35.7°C

Track temperature: 36.6°C

Weather condition: Dry

**DMSB** Reg. Nr.: 175/15

Friday 3.7.2015 16:20

Lap	Time	SE1	SP1	SE2	SP2	SE3	SP3	TSP	Lap	Time	SE1	SP1	SE2	SP2	SE3	SP3	TSP
<b>1</b>	Stefan Wackerbauer, DEU/ Kelvin van der Linde, ZAF								<b>theoretical besttime: 1:20.937</b>								
1	9:05.206	8:05.555		24.393	168	35.258	<b>235</b>		6	1:24.667	26.757	174	21.850	216	36.060		245
2	1:22.077	26.345	176	21.592	218	34.140	234	<b>245</b>	7	3:12.579	2:16.624	174	21.574	217	34.381	234	
3	1:21.169	25.793	<b>177</b>	<b>21.317</b>	<b>219</b>	34.059	235	244	8	1:21.124	<b>25.652</b>	175	21.389	217	34.083	233	244
4	<b>1:21.048</b>	25.717	176	21.363	217	<b>33.968</b>	234	244	9	1:31.350	26.126	163	22.617	186	42.607		243
5	1:21.470	25.741	175	21.359	217	34.370	235	244									

<b>2</b>	Jordan Lee Pepper, ZAF/ Nicki Thiim, DNK								<b>theoretical besttime: 1:21.180</b>								
1	5:32.521	4:22.516	92	30.441	101	39.564	232		<b>6</b>	<b>1:21.322</b>	25.895	174	21.353	<b>218</b>	<b>34.074</b>	235	245
2	1:26.122	28.006	172	23.256	210	34.860	235	242	7	1:29.029	30.452	159	22.554	213	36.023		245
3	1:21.509	26.020	175	<b>21.329</b>	218	34.160	<b>235</b>	245	8	3:46.639	2:46.698	156	24.351	210	35.590	235	
4	1:29.707	26.140	174	21.657	217	41.910	234	<b>246</b>	9	1:21.688	25.887	175	21.542	218	34.259	234	245
5	1:21.707	26.223	<b>176</b>	21.403	218	34.081	235	244	10	5:31.287	<b>25.777</b>	175	21.456	<b>218</b>	4:44.054		244

<b>3</b>	Andreas Weishaupt, DEU/ Christer Jöns, DEU								<b>theoretical besttime:</b>								
1	36:36.469	35:38.028	<b>164</b>	22.949	<b>213</b>	35.492	<b>232</b>		2	1:33.293	29.188	143	24.096	202	40.009		242

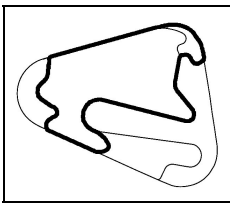
<b>7</b>	Luca Stolz, DEU/ Jeroen Bleekemolen, NLD								<b>theoretical besttime: 1:21.101</b>								
1	12:44.126	11:37.268	107	27.766	150	39.092	236		6	1:23.519	27.255	176	22.069	217	34.195	241	<b>251</b>
2	1:26.985	28.324	176	22.792	167	35.869	240	244	7	1:29.120	<b>25.842</b>	178	<b>21.359</b>	215	41.919	153	249
3	1:21.784	26.317	177	21.399	221	34.068	241	249	8	1:42.365	32.978	143	26.178	154	43.209		157
4	1:22.319	26.606	<b>178</b>	21.666	221	34.047	<b>241</b>	250	9	11:53.932	10:56.251	174	22.440	210	35.241	241	
5	<b>1:21.375</b>	26.093	176	21.382	<b>222</b>	<b>33.900</b>	241	250	10	1:36.208	26.970	175	23.798	175	45.440		250

<b>8</b>	Fabian Hamprecht, DEU/ Clemens Schmid, AUT								<b>theoretical besttime: 1:21.014</b>								
1	14:19.133	13:16.712	102	26.296	178	36.125	239		6	1:38.219	27.608	140	26.176	161	44.435		249
2	1:22.437	26.743	177	21.752	221	33.942	240	248	7	12:08.533	11:09.608	154	22.750	217	36.175	<b>241</b>	
3	1:21.977	26.397	177	21.724	219	33.856	240	250	8	1:21.744	26.289	<b>178</b>	21.681	222	<b>33.774</b>	241	<b>251</b>
4	1:21.257	25.954	177	<b>21.399</b>	222	33.904	240	251	<b>9</b>	<b>1:21.133</b>	<b>25.841</b>	178	21.410	<b>223</b>	33.882	240	251
5	1:24.021	26.076	177	21.750	221	36.195	240	250	10	1:40.924	28.288	128	27.252	158	45.384		250

<b>12</b>	Jacob Knoll, CZE/ Lennart Marioneck, DEU								<b>theoretical besttime: 1:22.749</b>								
1	8:17.487	7:10.623	163	26.008	167	40.856	234		6	1:23.201	27.078	172	21.754	219	<b>34.369</b>	237	246
2	1:25.420	27.542	173	22.280	216	35.598	236	243	7	1:23.184	26.985	174	<b>21.714</b>	<b>219</b>	34.485	236	247
3	1:23.607	26.947	174	21.912	217	34.748	235	243	<b>8</b>	<b>1:23.022</b>	<b>26.666</b>	174	21.747	218	34.609	<b>237</b>	244
4	1:25.032	27.592	169	22.311	217	35.129	236	245	9	2:14.731	1:00.225	109	31.185	170	43.321		<b>247</b>
5	1:23.563	26.840	<b>174</b>	21.881	217	34.842	237	246									

<b>13</b>	Remo Lips, CHE/ Sven Barth, DEU								<b>theoretical besttime: 1:21.731</b>								
1	6:11.909	5:12.066	135	23.963	216	35.880	242		6	1:21.877	26.211	179	21.613	223	<b>34.053</b>	242	251
2	1:25.334	26.917	177	23.330	219	35.087	<b>243</b>	252	7	1:22.236	26.153	180	21.796	223	34.287	242	252
3	1:22.537	26.464	179	21.830	222	34.243	242	<b>253</b>	8	1:21.829	26.128	178	21.636	223	34.065	242	252
4	1:21.911	<b>26.119</b>	180	21.680	<b>223</b>	34.112	242	252	9	1:32.810	30.062	115	23.909	212	38.839		252
5	<b>1:21.786</b>	26.156	<b>180</b>	<b>21.559</b>	223	34.071	242	252									

<b>16</b>	Rahel Frey, CHE/ Philip Geipel, DEU								<b>theoretical besttime: 1:21.065</b>								
1	5:34.972	4:28.766	160	26.025	153	40.181	237		8	1:21.619	26.090	<b>180</b>	21.611	216	33.918	<b>239</b>	247
2	1:27.955	27.681	178	22.443	218	37.831	238	248	9	1:39.233	26.036	176	21.571	187	51.626		<b>249</b>
3	1:22.488	26.607	178	21.682	<b>221</b>	34.199	239	247	10	11:57.119	10:56.033	173	22.505	184	38.581	237	
4	1:29.732	27.595	165	23.104	198	39.033		247	11	1:21.673	26.229	178	21.555	218	33.889	238	246
5	5:57.695	4:56.505	175	25.413	200	35.777	237		<b>12</b>	<b>1:21.065</b>	<b>25.981</b>	176	<b>21.459</b>	216	<b>33.625</b>	238	248
6	1:22.041	26.531	179	21.571	219	33.939	238	245	13	1:39.026	28.347	153	25.378	148	45.301		244
7	1:30.029	30.270	117	25.143	214	34.616	237	248									



# ADAC GT Masters

## Lap analysis Qualifying 1

Provisional



Lausitzring, Length: 3442 m

Air temperature: 35.7°C

Track temperature: 36.6°C

Weather condition: Dry

**DMSB** Reg. Nr.: 175/15

Friday 3.7.2015 16:20

Lap	Time	SE1	SP1	SE2	SP2	SE3	SP3	TSP	Lap	Time	SE1	SP1	SE2	SP2	SE3	SP3	TSP
<b>19</b> Claudia Hürtgen, DEU/ Uwe Alzen, DEU									<b>theoretical besttime: 1:20.745</b>								
1	6:27.671	5:12.959	106	31.727	113	42.985	157		9	1:21.180	26.079	178	21.378	223	33.723	240	251
2	1:53.148	36.651	75	29.215	150	47.282	161	137	<b>10</b>	<b>1:20.900</b>	<b>25.869</b>	177	21.258	224	33.773	240	250
3	1:42.451	33.703	150	25.383	182	43.365		164	11	1:36.198	25.886	<b>178</b>	26.317	143	43.995		250
4	2:07.637	1:03.313	172	22.949	212	41.375	239		12	11:39.184	10:39.829	175	21.556	223	37.799	240	
5	1:23.283	26.901	177	21.533	221	34.849	241	248	13	1:21.107	26.009	178	<b>21.227</b>	224	33.871	239	251
6	1:21.716	26.330	178	21.459	222	33.927	241	249	14	1:23.177	26.433	175	22.164	217	34.580	240	250
7	1:23.765	27.623	170	22.110	222	34.032	241	249	15	1:41.051	29.899	124	26.719	149	44.433		249
8	1:20.945	25.881	178	21.415	<b>224</b>	<b>33.649</b>	<b>242</b>	<b>251</b>									

<b>21</b> Sebastian Asch, DEU/ Luca Ludwig, DEU									<b>theoretical besttime: 1:20.489</b>								
1	12:02.335	11:02.869	174	22.337	220	37.129	240		5	1:20.959	25.846	<b>180</b>	21.370	224	33.743	<b>243</b>	252
2	1:24.751	26.527	178	23.138	187	35.086	242	250	<b>6</b>	<b>1:20.694</b>	25.841	180	21.288	224	<b>33.565</b>	<b>241</b>	<b>252</b>
3	1:21.468	26.211	180	21.416	224	33.841	240	251	7	1:21.134	<b>25.780</b>	180	21.245	<b>225</b>	34.109	241	252
4	1:20.724	25.858	180	<b>21.144</b>	224	33.722	242	251	8	1:35.037	25.858	180	21.237	225	47.942		251

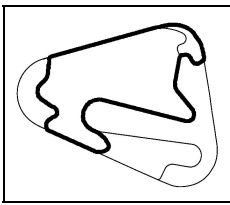
<b>24</b> Florian Stoll, DEU/ Marc Basseng, DEU									<b>theoretical besttime: 1:20.933</b>								
1	12:52.555	11:41.683	125	29.725	129	41.147	235		7	1:35.583	26.155	177	24.617	145	44.811		247
2	1:42.217	29.613	155	22.563	216	50.041	219	243	8	11:58.610	10:53.598	172	23.802	189	41.210	236	
3	1:22.847	27.307	175	21.484	<b>220</b>	34.056	237	234	9	1:22.142	26.270	176	21.739	215	34.133	236	243
4	1:21.574	26.196	176	21.575	219	<b>33.803</b>	<b>238</b>	245	10	1:21.472	26.137	176	21.322	218	34.013	235	<b>248</b>
5	<b>1:21.000</b>	<b>25.898</b>	<b>177</b>	<b>21.232</b>	219	33.870	238	245	11	1:36.576	30.206	146	24.556	174	41.814		246
6	1:33.897	28.428	176	25.663	136	39.806	233	247									

<b>36</b> Martin Ragginger, AUT/ Klaus Bachler, AUT									<b>theoretical besttime: 1:20.315</b>								
1	14:15.082	13:15.533	166	23.434	215	36.115	218		<b>4</b>	<b>1:20.315</b>	<b>25.687</b>	<b>180</b>	<b>21.219</b>	223	<b>33.409</b>	242	252
2	1:23.320	27.326	177	22.089	221	33.905	242	226	5	1:26.634	28.438	158	23.337	207	34.859	241	<b>252</b>
3	1:20.491	25.763	179	21.308	<b>224</b>	33.420	<b>242</b>	252	6	1:30.057	30.361	172	22.161	209	37.535		251

<b>42</b> Hari Proczyk, AUT/ Andreas Simonsen, SWE									<b>theoretical besttime: 1:20.858</b>								
1	10:30.895	9:26.912	147	25.880	144	38.103	240		8	2:42.281	1:30.058	175	22.144	176	50.079		
2	1:25.435	27.982	176	22.562	219	34.891	243	249	9	11:56.731	11:00.601	176	21.935	221	34.195	241	
3	1:22.011	26.396	179	21.521	223	34.094	241	249	10	1:21.998	26.297	179	21.697	219	34.004	<b>244</b>	250
4	1:21.472	26.179	180	21.472	221	33.821	<b>244</b>	252	11	1:22.834	26.276	179	21.787	222	34.771	241	251
5	1:21.243	25.917	181	21.612	223	<b>33.714</b>	244	252	<b>12</b>	<b>1:20.965</b>	<b>25.811</b>	<b>181</b>	<b>21.333</b>	<b>226</b>	33.821	243	251
6	1:25.561	26.999	165	22.930	221	35.632	243	252									
7	1:24.701	26.057	181	21.455	223	37.189		<b>253</b>									

<b>66</b> Andreas Wirth, DEU/ Daniel Keilwitz, DEU									<b>theoretical besttime: 1:21.197</b>								
1	2:15.582	1:07.056	151	26.445	184	42.081			7	1:21.832	<b>25.939</b>	<b>182</b>	21.775	<b>227</b>	34.118	244	253
2	7:02.881	6:05.192	175	22.817	220	34.872	241		8	1:30.749	26.113	182	22.275	211	42.361		253
3	1:23.142	26.402	178	21.969	221	34.771	243	251	9	4:34.371	3:15.544	123	29.849	119	48.978		
4	1:38.116	28.128	135	25.386	196	44.602	241	251	10	12:03.847	11:04.709	165	23.274	159	35.864	241	
5	<b>1:21.292</b>	25.979	181	<b>21.551</b>	226	33.762	245	251	11	1:21.519	26.185	180	21.627	225	<b>33.707</b>	242	252
6	1:28.279	26.432	181	24.274	169	37.573	<b>246</b>	<b>254</b>	12	1:28.913	26.019	180	21.655	222	41.239		252

<b>69</b> Diego Alessi, ITA/ Patrick Assenheimer, DEU									<b>theoretical besttime: 1:20.840</b>								
1	2:18.464	1:11.354	122	27.996	161	39.114	224		9	1:31.294	32.083	165	23.482	173	35.729	243	165
2	1:28.094	29.336	169	23.023	204	35.735	<b>244</b>	215	10	1:28.037	30.583	175	22.452	211	35.002	242	239
3	1:21.769	26.371	179	21.513	224	33.885	244	254	11	1:39.557	25.915	180	<b>21.291</b>	225	52.351		253
4	<b>1:21.077</b>	26.100	178	21.304	<b>225</b>	<b>33.673</b>	243	<b>254</b>	12	12:14.290	11:03.096	154	23.952	156	47.242	242	
5	1:21.196	<b>25.876</b>	<b>181</b>	21.434	224	33.886	243	254	13	1:24.681	27.774	171	22.601	222	34.306	242	252
6	1:22.107	26.061	181	21.420	224	34.626		253	14	1:21.418	26.286	180	21.349	225	33.783	242	253
7	6:17.548	5:17.167	144	23.145	179	37.236	242		15	1:43.720	28.474	90	29.719	131	45.527		252
8	1:34.081	28.251	177	22.758	166	43.072	173	252									



# ADAC GT Masters

## Lap analysis Qualifying 1

Provisional



Lausitzring, Length: 3442 m

Air temperature: 35.7°C

Track temperature: 36.6°C

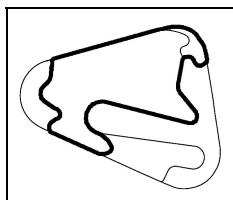
Weather condition: Dry

**DMSB** Reg. Nr.: 175/15

Friday 3.7.2015 16:20

Lap	Time	SE1	SP1	SE2	SP2	SE3	SP3	TSP	Lap	Time	SE1	SP1	SE2	SP2	SE3	SP3	TSP
<b>80</b> Dominik Baumann, AUT/ Jens Klingmann, DEU									<b>theoretical besttime: 1:20.641</b>								
1	7:25.325	6:17.809	160	26.783	115	40.733			8	<b>1:20.857</b>	<b>25.754</b>	178	<b>21.208</b>	<b>223</b>	33.895	239	249
2	4:44.373	3:38.332	174	22.191	218	43.850	237		9	1:30.290	25.928	177	22.467	169	41.895		248
3	1:22.881	26.726	177	21.807	220	34.348	239	246	10	11:43.491	10:45.505	174	21.688	221	36.298	237	
4	1:21.563	26.206	<b>178</b>	21.321	222	34.036	239	<b>249</b>	11	1:21.306	26.221	177	21.350	221	33.735	239	248
5	1:23.160	27.699	175	21.551	222	33.910	239	248	12	1:21.205	26.074	176	21.400	219	33.731	239	248
6	1:21.238	26.150	178	21.394	220	33.694	<b>240</b>	247	13	1:20.919	25.889	178	21.351	221	<b>33.679</b>	238	247
7	1:21.267	26.072	178	21.238	221	33.957	239	249									

Lap	Time	SE1	SP1	SE2	SP2	SE3	SP3	TSP	Lap	Time	SE1	SP1	SE2	SP2	SE3	SP3	TSP
<b>100</b> Daniel Dobitsch, AUT/ Edward Sandström, SWE									<b>theoretical besttime: 1:20.648</b>								
1	12:12.671	11:07.992	159	24.592	189	40.087	236		6	1:24.942	26.207	174	21.721	217	37.014		<b>247</b>
2	1:26.587	27.286	175	22.045	216	37.256	237	245	7	15:01.052	14:03.147	172	22.606	213	35.299	235	
3	1:21.384	26.322	176	21.448	218	<b>33.614</b>	236	246	8	1:22.148	26.240	175	21.571	216	34.337	236	243
4	<b>1:20.774</b>	<b>25.804</b>	176	<b>21.230</b>	219	33.740	237	245	9	1:21.001	26.021	<b>176</b>	21.333	<b>219</b>	33.647	234	245
5	1:21.771	25.902	176	21.534	211	34.335	<b>238</b>	247	10	1:39.581	25.813	175	25.087	126	48.681		244



# ADAC GT Masters

## Vmax list Qualifying 1

Provisional



Lausitzring, Length: 3442 m

Air temperature: 35.6°C

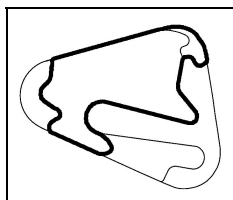
Track temperature: 36.6°C

Weather condition: Dry

**DMSB** Reg. Nr.: 175/15

Friday 3.7.2015 16:20

Nr	Team, Car, Driver, Nat	Top speed
66	<b>Callaway Competition, Corvette Z06.R GT3</b> Wirth Andreas , DEU Keilwitz Daniel , DEU	254,34 km/h
69	<b>Callaway Competition, Corvette Z06.R GT3</b> Alessi Diego , ITA Assenheimer Patrick , DEU	254,16 km/h
42	<b>HP Racing, Mercedes-Benz SLS AMG GT3</b> Proczyk Hari , AUT Simonsen Andreas , SWE	253,03 km/h
13	<b>RWT-Racing Team, Corvette Z06.R GT3</b> Lips Remo , CHE Barth Sven , DEU	252,73 km/h
36	<b>GW IT Racing Team Schütz Motorsport, Porsche 911 GT3 R</b> Ragginger Martin , AUT Bachler Klaus , AUT	252,37 km/h
21	<b>Team Zakspeed, Mercedes-Benz SLS AMG GT3</b> Asch Sebastian , DEU Ludwig Luca , DEU	252,31 km/h
19	<b>BMW Sports Trophy Team Schubert, BMW Z4 GT3</b> Hürtgen Claudia , DEU Alzen Uwe , DEU	251,43 km/h
8	<b>Bentley Team HTP, Bentley Continental GT3</b> Hamprecht Fabian , DEU Schmid Clemens , AUT	251,25 km/h
7	<b>Bentley Team HTP, Bentley Continental GT3</b> Stolz Luca , DEU Bleekemolen Jeroen , NLD	250,55 km/h
80	<b>BMW Sports Trophy Team Schubert, BMW Z4 GT3</b> Baumann Dominik , AUT Klingmann Jens , DEU	249,38 km/h
16	<b>YACO Racing, Audi R8 LMS ultra</b> Frey Rahel , CHE Geipel Philip , DEU	248,92 km/h
24	<b>kfzteile24 MS RACING, Audi R8 LMS ultra</b> Stoll Florian , DEU Basseng Marc , DEU	247,72 km/h
100	<b>kfzteile24 MS RACING, Audi R8 LMS ultra</b> Dobitsch Daniel , AUT Sandström Edward , SWE	247,03 km/h
12	<b>Senkyr Motorsport, BMW Z4 GT3</b> Knoll Jacub , CZE Marioneck Lennart , DEU	246,98 km/h



# ADAC GT Masters

## Vmax list Qualifying 1

Provisional



Lausitzring, Length: 3442 m

Air temperature: 35.6°C

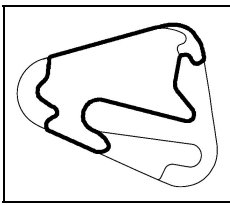
Track temperature: 36.6°C

Weather condition: Dry

**DMSB** Reg. Nr.: 175/15

Friday 3.7.2015 16:20

Nr	Team, Car, Driver, Nat	Top speed
2	<b>C. Abt Racing, Audi R8 LMS ultra</b> Pepper Jordan Lee , ZAF Thiim Nicki , DNK	245,68 km/h
1	<b>C. Abt Racing, Audi R8 LMS ultra</b> Wackerbauer Stefan , DEU van der Linde Kelvin , ZAF	245,06 km/h
3	<b>C. Abt Racing, Audi R8 LMS ultra</b> Weishaupt Andreas , DEU Jöns Christer , DEU	km/h



# ADAC GT Masters

## Start Grid Race 1

Provisional



Lausitzring, Length: 3442 m

Air temperature: 32.5°C

Track temperature: 36.8°C

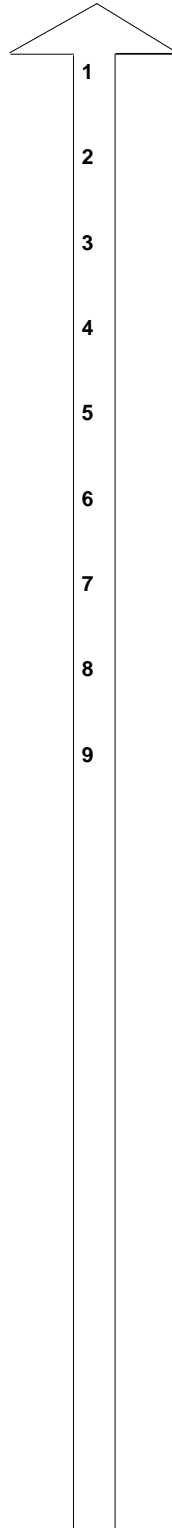
Weather condition: Dry

**DMSB** Reg. Nr.: 175/15

Saturday 4.7.2015 12:00

### POLE POSITION

<b>36</b>	<b>GW IT Racing Team Schütz Motors</b>	1:20.315
	Martin Ragginger*/ Klaus Bachler	
<b>100</b>	<b>kfzteile24 MS RACING</b>	1:20.774
	Daniel Dobitsch*/ Edward Sandström	
<b>19</b>	<b>BMW Sports Trophy Team Schube</b>	1:20.900
	Claudia Hürtgen*/ Uwe Alzen	
<b>24</b>	<b>kfzteile24 MS RACING</b>	1:21.000
	Florian Stoll*/ Marc Basseng	
<b>16</b>	<b>YACO Racing</b>	1:21.065
	Rahel Frey*/ Philip Geipel	
<b>8</b>	<b>Bentley Team HTP</b>	1:21.133
	Fabian Hamprecht*/ Clemens Schmid	
<b>2</b>	<b>C. Abt Racing</b>	1:21.322
	Jordan Lee Pepper*/ Nicki Thiim	
<b>13</b>	<b>RWT-Racing Team</b>	1:21.786
	Remo Lips*/ Sven Barth	
<b>3</b>	<b>C. Abt Racing</b>	
	Andreas Weishaupt*/ Christer Jöns	



<b>21</b>	<b>Team Zakspeed</b>	1:20.694
	Sebastian Asch*/ Luca Ludwig	
<b>80</b>	<b>BMW Sports Trophy Team Schube</b>	1:20.857
	Dominik Baumann*/ Jens Klingmann	
<b>42</b>	<b>HP Racing</b>	1:20.965
	Hari Proczyk*/ Andreas Simonsen	
<b>1</b>	<b>C. Abt Racing</b>	1:21.048
	Stefan Wackerbauer*/ Kelvin van der Linde	
<b>69</b>	<b>Callaway Competition</b>	1:21.077
	Diego Alessi*/ Patrick Assenheimer	
<b>66</b>	<b>Callaway Competition</b>	1:21.292
	Andreas Wirth*/ Daniel Keilwitz	
<b>7</b>	<b>Bentley Team HTP</b>	1:21.375
	Luca Stolz*/ Jeroen Bleekemolen	
<b>12</b>	<b>Senkyr Motorsport</b>	1:23.022
	Jacob Knoll*/ Lennart Marioneck	

\* Marks the starting driver

Publications Time:

Clerk of the course:

Time Keeping: