

ADAC Formel 4

Result List Qualifying G2



Provisional

DMSB Reg. Nr.: 174/15



Lausitzring, Length: 3442 m
Air temperature: 35.1°C
Track temperature: 37.7°C
Weather condition: Dry

Friday 3.7.2015 15:45

started : 17 classified : 17 not classified : 0

#	Competitor	Sponsor	Lap	Best Time	Gap	Diff	Kph	Day Time
Cl.	Drivers	Car						
1	27 HTP Juniorteam M.Dienst(DEU)	ADAC Formel 4 powered by Abarth	15	1:21.310			152,4	16:31:36
2	7 Motopark J.Eriksson(SWE)	ADAC Formel 4 powered by Abarth	13	1:21.689	0.379	0.379	151,7	16:30:03
3	2 Neuhauser Racing T.Zimmermann(DEU)	ADAC Formel 4 powered by Abarth	14	1:21.931	0.621	0.242	151,2	16:32:09
4	6 ADAC Berlin-Brandenburg e.V. R M.Ortmann(DEU)	ADAC Formel 4 powered by Abarth	15	1:22.249	0.939	0.318	150,7	16:32:10
5	8 Motopark R J.Fittje(DEU)	ADAC Formel 4 powered by Abarth	16	1:22.260	0.950	0.011	150,6	16:31:32
6	16 Jenzer Motorsport GmbH M.Böckmann(DEU)	ADAC Formel 4 powered by Abarth	13	1:22.371	1.061	0.111	150,4	16:29:17
7	33 RS-Competition J.Jonck(DNK)	ADAC Formel 4 powered by Abarth	9	1:22.433	1.123	0.062	150,3	16:07:20
8	18 SMG Swiss Motorsport Group G.Maggi(CHE)	ADAC Formel 4 powered by Abarth	16	1:22.495	1.185	0.062	150,2	16:31:58
9	44 RS-Competition R G.Rupp(DEU)	ADAC Formel 4 powered by Abarth	13	1:22.499	1.189	0.004	150,2	16:29:26
10	25 Van Amersfoort Racing R M.Schumacher(DEU)	ADAC Formel 4 powered by Abarth	15	1:22.533	1.223	0.034	150,1	16:32:06
11	14 Jenzer Motorsport GmbH M.Müller-Crepon(DEU)	ADAC Formel 4 powered by Abarth	4	1:22.537	1.227	0.004	150,1	15:55:40
12	46 Team Scheider M.Auricchio(BRA)	ADAC Formel 4 powered by Abarth	16	1:22.697	1.387	0.160	149,8	16:32:06
13	15 Jenzer Motorsport GmbH D.Kolkmann(DEU)	ADAC Formel 4 powered by Abarth	16	1:22.804	1.494	0.107	149,6	16:32:08
14	31 Team Scheider R Y.Shlom(RUS)	ADAC Formel 4 powered by Abarth	12	1:23.250	1.940	0.446	148,8	16:29:22
15	35 HTP Juniorteam R C.Schreiner(DEU)	ADAC Formel 4 powered by Abarth	10	1:23.401	2.091	0.151	148,6	16:07:08
16	10 Motopark M.Waldherr(DEU)	ADAC Formel 4 powered by Abarth	4	1:23.780	2.470	0.379	147,9	15:56:30
17	55 Race Performance R M.Niederhauser(CHE)	ADAC Formel 4 powered by Abarth	14	1:25.721	4.411	1.941	144,6	16:31:10

Qualifying Time: 1:29.441 Percent: 110%

Following race director decision cancellation of the relevant lap time till violation for car no.7,25,44,31,55,2

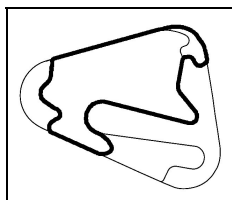
Following race director decision no.22 cancellation of the fastest lap time for car no. 16

Subject to final scrutineering!

Publications Time:

Clerk of the course:

Time Keeping:



ADAC Formel 4

Result List Qualifying 2nd best G2



Provisional

DMSB Reg. Nr.: 174/15



Lausitzring, Length: 3442 m
Air temperature: 35.5°C
Track temperature: 37.2°C
Weather condition: Dry

Friday 3.7.2015 16:20

started : 17 classified : 17 not classified : 0

	Drivers	Competitor	Car	Lap	Best Time	Gap	Diff	Kph	Day Time
1	27 M.Dienst	HTP Juniorteam	ADAC Formel 4 powered by Abarth	14	1:21.544			152,0	16:30:15
2	7 J.Eriksson	Motopark	ADAC Formel 4 powered by Abarth	5	1:21.810	0.266	0.266	151,5	15:57:28
3	2 T.Zimmermann	Neuhauser Racing	ADAC Formel 4 powered by Abarth	12	1:22.039	0.229	0.495	151,0	16:29:24
4	6 M.Ortmann	ADAC Berlin-Brandenburg e.V.	ADAC Formel 4 powered by Abarth	14	1:22.328	0.289	0.784	150,5	16:30:47
5	8 J.Fittje	Motopark	ADAC Formel 4 powered by Abarth	10	1:22.408	0.080	0.864	150,4	16:06:44
6	16 M.Böckmann	Jenzer Motorsport GmbH	ADAC Formel 4 powered by Abarth	8	1:22.419	0.011	0.875	150,3	16:05:23
7	33 J.Jonck	RS-Competition	ADAC Formel 4 powered by Abarth	14	1:22.505	0.086	0.961	150,2	16:30:53
8	44 G.Rupp	RS-Competition	ADAC Formel 4 powered by Abarth	15	1:22.548	0.043	1.004	150,1	16:32:11
9	14 M.Müller-Crepon	Jenzer Motorsport GmbH	ADAC Formel 4 powered by Abarth	11	1:22.640	0.092	1.096	149,9	16:08:03
10	25 M.Schumacher	Van Amersfoort Racing	ADAC Formel 4 powered by Abarth	8	1:22.741	0.101	1.197	149,8	16:05:19
11	18 G.Maggi	SMG Swiss Motorsport Group	ADAC Formel 4 powered by Abarth	14	1:22.788	0.047	1.244	149,7	16:29:13
12	15 D.Kolkmann	Jenzer Motorsport GmbH	ADAC Formel 4 powered by Abarth	9	1:23.064	0.276	1.520	149,2	16:05:25
13	46 M.Auricchio	Team Scheider	ADAC Formel 4 powered by Abarth	14	1:23.258	0.194	1.714	148,8	16:29:20
14	31 Y.Shlom	Team Scheider	ADAC Formel 4 powered by Abarth	11	1:23.332	0.074	1.788	148,7	16:27:59
15	35 C.Schreiner	HTP Juniorteam	ADAC Formel 4 powered by Abarth	14	1:23.459	0.127	1.915	148,5	16:29:38
16	55 M.Niederhauser	Race Performance	ADAC Formel 4 powered by Abarth	13	1:25.969	2.510	4.425	144,1	16:29:44
17	10 M.Waldherr	Motopark	ADAC Formel 4 powered by Abarth	3	1:26.387	0.418	4.843	143,4	15:55:06

Qualifying Time: 1:29.698 Percent: 110%

Following race director decision cancellation of the relevant lap time till violation for car no.7,25,44,31,55,2

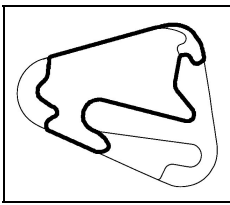
Following race director decision no.22 cancellation of the fastest lap time for car no. 16

Subject to final scrutineering!

Publications Time:

Clerk of the course:

Time Keeping:



ADAC Formel 4

Lap analysis Qualifying G2



Provisional

DMSB Reg. Nr.: 174/15

Friday 3.7.2015 15:45



Lausitzring, Length: 3442 m
Air temperature: 35.0°C
Track temperature: 37.6°C
Weather condition: Dry

Lap	Time	SE1	SP1	SE2	SP2	SE3	SP3	TSP	Lap	Time	SE1	SP1	SE2	SP2	SE3	SP3	TSP
2 Tim Zimmermann, DEU ,									theoretical besttime: 1:21.747								
1	1:48.873	40.743	135	27.434	147	40.696	171		8	1:22.101	25.789	161	21.320	199	34.992	205	212
2	1:32.486	30.176	141	23.667	191	38.643		171	9	1:29.288	25.653	163	21.349	198	42.286		212
3	3:22.312	2:16.623	152	23.370	193	42.319	205		10	18:15.409	17:14.275	109	25.232	168	35.902	203	
	1:26.881	29.430	127	21.999	199	35.452	177	212	11	1:22.579	26.041	161	21.402	198	35.136	205	210
4	1:40.640	30.290	153	24.093	169	46.257		173	12	1:22.039	25.738	163	21.238	199	35.063	207	212
5	2:39.596	1:42.122	159	22.058	196	35.416	206		13	1:23.069	25.745	164	21.224	202	36.100	208	214
6	1:37.065	33.495	117	26.034	145	37.536	202	211	14	1:21.931	25.531	165	21.267	202	35.133	209	215
7	1:24.653	26.095	162	23.427	194	35.131	206	210									

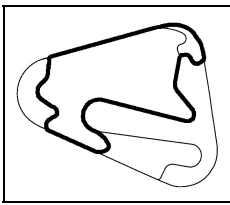
6 Mike David Ortmann, DEU ,									theoretical besttime: 1:22.197								
1	1:44.799	41.587	159	24.739	179	38.473			9	1:22.444	25.835	163	21.476	199	35.133	206	213
2	2:45.261	1:38.713	150	23.391	141	43.157	204		10	1:30.557	27.575	161	22.223	178	40.759		212
3	1:37.934	26.745	160	26.209	156	44.980	207	210	11	17:56.341	16:58.803	161	22.052	195	35.486	206	
4	1:23.301	26.359	162	21.696	198	35.246	207	213	12	1:22.675	26.044	163	21.525	199	35.106	207	213
5	1:29.792	26.147	161	22.190	169	41.455		212	13	1:22.487	25.883	163	21.511	199	35.093	208	214
6	3:55.443	2:50.188	161	21.892	199	43.363	185		14	1:22.328	25.795	164	21.529	201	35.004	210	216
7	1:31.640	30.634	149	21.844	197	39.162	207	190	15	1:22.249	25.846	165	21.398	201	35.005	211	216
8	1:22.677	26.109	163	21.473	199	35.095	205	213									

7 Joel Eriksson, SWE ,									theoretical besttime: 1:21.528								
1	1:49.391	38.632	119	28.645	137	42.114	147		9	1:22.212	25.831	163	21.420	199	34.961	206	214
2	1:32.962	30.974	139	23.971	145	38.017	207	146		1:21:679	25.397	163	21:364	199	34:918	207	214
3	1:22.026	25.877	164	21.358	200	34.791	207	212	10	1:39.319	31.605	148	25.065	148	42.649		199
4	1:22.220	25.748	163	21.495	197	34.977	208	213	11	17:56.015	16:56.410	140	23.198	158	36.407	207	
5	1:21.810	25.463	164	21.424	200	34.923	208	215	12	1:22.290	25.866	164	21.387	198	35.037	207	213
6	1:31.964	25.608	162	22.887	168	43.469		215	13	1:21.689	25.437	164	21.479	200	34.773	207	212
7	4:29.394	3:27.608	140	24.115	169	37.671	182										
8	1:29.890	27.704	145	23.339	164	38.847	207	178									

8 Jannes Fittje, DEU ,									theoretical besttime: 1:22.131								
1	1:42.659	40.332	134	25.152	181	37.175	190		10	1:22.408	25.880	164	21.567	198	34.961	208	216
2	1:29.295	29.429	134	22.898	175	36.968	187	187	11	1:22.418	25.806	165	21.513	200	35.099	208	215
3	1:26.871	27.033	157	22.432	164	37.406	206	195	12	1:35.129	27.636	162	22.341	197	45.152		214
4	1:23.602	26.539	163	21.717	198	35.346	208	212	13	17:42.503	16:42.207	131	23.223	165	37.073	207	
5	1:22.811	25.937	164	21.705	199	35.169	207	216	14	1:23.217	26.505	163	21.635	198	35.077	208	214
6	1:32.807	25.911	164	23.604	192	43.292		212	15	1:22.461	25.916	164	21.416	198	35.129	207	214
7	3:37.694	2:38.743	143	22.754	176	36.197	187		16	1:22.260	25.765	164	21.531	199	34.964	208	213
8	1:23.888	27.085	161	21.750	194	35.053	209	190									
9	1:22.452	25.910	163	21.592	199	34.950	209	216									

10 Michael Waldherr, DEU ,									theoretical besttime: 1:21.410								
1	2:01.049	47.668	130	28.497	149	44.884	171		5	4:24.269	25.712	165	3:17.828	148	40.729		217
2	1:39.159	33.139	142	27.197	177	38.823	203	166	6	3:14.264	2:12.547	145	24.328	186	37.389	206	
3	1:26.387	28.323	157	22.789	194	35.275	210	213	7	1:31.551	29.788	133	25.310	145	36.453	210	209
4	1:23.780	27.214	163	21.871	199	34.695	210	214									

14 Moritz Müller-Crepon, DEU ,									theoretical besttime: 1:22.365								
1	1:30.336	30.876	143	23.183	184	36.277	203		10	1:23.394	26.603	159	21.559	199	35.232	206	214
2	1:24.625	27.375	161	21.872	195	35.378	206	195	11	1:22.640	25.900	161	21.379	198	35.361	207	212
3	1:23.192	26.358	162	21.593	196	35.241	205	210	12	1:27.420	26.167	163	21.521	197	39.732		212
4	1:22.537	26.016	162	21.435	198	35.086	208	209	13	17:00.997	16:02.257	159	22.699	196	36.041	207	
5	1:23.544	25.988	161	21.836	195	35.720	207	213	14	1:23.790	26.324	162	21.941	199	35.525	207	214
6	1:30.948	29.318	161	22.205	173	39.425		213	15	1:23.219	26.222	162	21.582	199	35.415	207	213
7	3:56.035	2:58.275	160	22.213	196	35.547	209		16	1:32.333	27.156	143	29.686	197	35.491	209	214
8	1:23.124	26.347	162	21.573	197	35.204	208	215	17	1:22.903	26.079	163	21.604	199	35.220	208	214
9	1:22.847	25.989	162	21.617	197	35.241	208	214									



ADAC Formel 4

Lap analysis Qualifying G2



Provisional

DMSB Reg. Nr.: 174/15

Friday 3.7.2015 15:45



Lausitzring, Length: 3442 m
Air temperature: 35.0°C
Track temperature: 37.6°C
Weather condition: Dry

Lap	Time	SE1	SP1	SE2	SP2	SE3	SP3	TSP	Lap	Time	SE1	SP1	SE2	SP2	SE3	SP3	TSP
15	David Kolkmann, DEU ,								theoretical besttime: 1:22.570								
1	1:37.616	35.955	140	24.425	164	37.236	192		10	1:24.151	25.890	161	21.592	199	36.669	205	212
2	1:26.258	27.769	152	22.594	181	35.895	205	190	11	1:27.274	26.113	162	21.662	198	39.499		211
3	1:24.524	26.603	161	21.827	196	36.094	204	211	12	18:16.033	17:16.783	155	22.283	186	36.967	206	
4	1:23.706	26.568	161	21.668	196	35.470	206	211	13	1:24.794	26.829	140	22.656	199	35.309	206	211
5	1:23.592	26.404	161	21.670	197	35.518	205	212	14	1:23.993	26.073	163	21.600	199	36.320	205	212
6	1:27.004	26.162	161	22.112	185	38.730		212	15	1:23.390	26.253	162	21.644	198	35.493	207	211
7	3:56.267	2:56.636	145	23.076	179	36.555	206		16	1:22.804	25.938	164	21.460	198	35.406	207	212
8	1:23.581	26.650	162	21.711	197	35.220	208	213									
9	1:23.064	26.195	161	21.567	198	35.302	206	214									

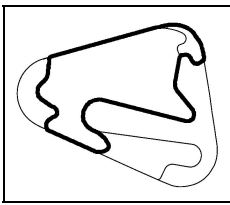
16	Marek Böckmann, DEU ,								theoretical besttime: 1:22.254								
1	1:58.656	50.857	134	26.446	163	41.353	184			1:22.325	25.668	163	21.471	200	35.186	207	214
2	1:33.810	30.592	141	24.906	178	38.312	189	186	9	1:22.689	25.909	163	21.492	199	35.288	207	213
3	1:32.967	29.777	147	24.049	181	39.141		189	10	1:34.184	28.179	161	22.900	197	43.105		214
4	2:50.297	1:46.850	145	25.300	170	38.147	190		11	16:48.540	15:49.597	147	22.856	184	36.087	205	
5	1:33.252	29.444	161	24.268	175	39.540		185	12	1:23.687	26.345	163	21.853	199	35.489	206	212
6	3:09.116	2:09.690	149	23.136	179	36.290	207		13	1:22.371	25.762	164	21.403	199	35.206	207	211
7	1:23.082	26.102	163	21.552	199	35.428	207	213									
8	1:22.419	25.919	163	21.411	200	35.089	208	214									

18	Giorgio Maggi, CHE ,								theoretical besttime: 1:22.357								
1	1:36.148	34.291	131	24.694	168	37.163	196		10	1:22.799	26.005	159	21.655	196	35.139	205	212
2	1:25.893	28.199	142	22.215	193	35.479	204	193	11	1:37.463	35.514	137	23.047	192	38.902		210
3	1:23.736	26.367	159	21.901	195	35.468	204	209	12	17:51.425	16:53.891	150	22.113	193	35.421	204	
4	1:23.085	26.418	160	21.577	196	35.090	207	209	13	1:23.100	26.262	159	21.664	195	35.174	204	209
5	1:24.236	25.859	160	22.507	185	35.870	206	212	14	1:22.788	26.061	161	21.619	196	35.108	205	209
6	1:27.907	25.853	161	23.413	172	38.641		211	15	1:22.898	26.178	161	21.667	195	35.053	207	211
7	4:01.256	2:59.737	137	23.253	165	38.266	205		16	1:22.495	25.970	161	21.598	196	34.927	207	212
8	1:29.677	26.116	161	26.219	141	37.342	207	212									
9	1:23.469	26.469	155	21.816	196	35.184	205	212									

25	Mick Schumacher, DEU ,								theoretical besttime: 1:22.280								
1	2:47.368	1:48.385	152	22.562	193	36.421	205			1:22.339	25.830	163	21.326	198	35.183	204	211
2	1:24.586	27.108	161	21.870	197	35.608	205	211	10	1:28.650	27.635	159	22.189	192	38.826		204
3	1:23.834	26.796	161	21.707	196	35.331	206	211	11	17:00.747	16:03.149	158	21.929	194	35.669	205	
4	1:22.809	26.015	162	21.519	198	35.275	205	213	12	1:23.116	26.364	162	21.588	200	35.164	206	212
5	1:28.203	25.822	162	21.422	199	40.959		212	13	1:22.927	26.200	162	21.595	200	35.132	209	213
6	4:06.776	3:08.685	159	22.138	197	35.953	204		14	1:23.361	26.368	160	21.723	197	35.270	205	217
7	1:23.187	26.430	161	21.531	198	35.226	207	210	15	1:22.533	25.899	163	21.421	198	35.213	206	211
8	1:22.741	25.969	162	21.554	198	35.218	205	213									
9	1:22.774	25.917	162	21.643	197	35.214	204	212									

27	Marvin Dienst, DEU ,								theoretical besttime: 1:21.300								
1	2:29.192	1:24.956	151	25.492	140	38.744	201		9	1:21.832	25.444	162	21.373	196	35.015	205	213
2	1:31.912	28.812	157	27.059	171	36.041	204	180	10	1:22.356	25.380	163	21.382	199	35.594	204	213
3	1:22.746	26.099	163	21.484	195	35.163	206	211	11	1:31.861	27.769	160	23.545	166	40.547		211
4	1:21.747	25.469	163	21.365	196	34.913	207	212	12	18:28.227	17:29.411	157	22.978	193	35.838	204	
5	1:22.192	25.298	163	21.373	198	35.521	160	214	13	1:21.805	25.568	162	21.318	198	34.919	206	210
6	1:41.653	30.520	133	24.472	158	46.661		163	14	1:21.544	25.337	163	21.358	197	34.849	207	213
7	3:35.810	2:37.142	159	22.714	193	35.954	206		15	1:21.310	25.187	164	21.264	198	34.859	207	214
8	1:22.479	25.871	162	21.510	195	35.098	206	212									

31	Yan Leon Shlom, RUS ,								theoretical besttime: 1:23.054								
1	2:02.443	48.853	122	28.679	145	44.911	178		8	1:27.524	28.822	154	22.919	198	35.783	205	201
2	1:39.214	32.677	137	27.443	182	39.094	202	173	9	1:28.203	26.137	162	21.631	197	40.435		213
3	1:26.457	27.932	154	22.766	188	35.759	205	206	10	18:24.208	17:26.031	153	22.249	192	35.928	204	
4	1:24.540	26.810	161	22.083	195	35.647	205	211	11	1:23.332	26.150	161	21.663	198	35.519	204	210
	1:23.535	26.112	163	21.730	196	35.693	206	211	12	1:23.250	26.065	162	21.651	197	35.534	207	212



ADAC Formel 4

Lap analysis Qualifying G2



Provisional

DMSB Reg. Nr.: 174/15



Lausitzring, Length: 3442 m
Air temperature: 35.0°C
Track temperature: 37.6°C
Weather condition: Dry

Friday 3.7.2015 15:45

Lap	Time	SE1	SP1	SE2	SP2	SE3	SP3	TSP	Lap	Time	SE1	SP1	SE2	SP2	SE3	SP3	TSP
5	1:34.001	29.474	159	24.155	171	40.372		200	13	1:23.503	26.321	163	21.710	199	35.472	208	215
6	4:06.695	3:02.801	154	25.186	160	38.708	187		14	1:23.589	25.951	163	21.641	200	35.997	209	215
7	1:39.026	28.509	143	24.639	144	45.878	193	186									

33 Jan Jonck, DNK ,

theoretical besttime: 1:22.282

1	2:38.775	1:36.127	151	24.276	160	38.372	202		9	1:22.433	25.979	162	21.543	197	34.911	204	212
2	1:27.321	28.020	138	23.658	193	35.643	202	208	10	1:33.561	26.238	159	24.357	190	42.966		211
3	1:23.471	26.539	161	21.720	197	35.212	206	209	11	17:51.489	16:50.724	120	23.448	194	37.317	205	
4	1:22.899	26.044	161	21.706	197	35.149	207	212	12	1:22.899	26.314	160	21.503	198	35.082	205	211
5	1:31.397	26.176	161	21.664	199	43.557		212	13	1:22.533	26.090	162	21.495	198	34.948	207	211
6	4:47.505	3:49.825	157	22.169	193	35.511	206		14	1:22.505	25.876	162	21.567	198	35.062	208	213
7	1:23.173	26.323	161	21.756	196	35.094	207	212									
8	1:23.093	26.022	161	21.522	198	35.549	205	213									

35 Carrie Schreiner, DEU ,

theoretical besttime: 1:23.168

1	2:20.177	1:10.815	122	27.747	143	41.615	155		9	1:23.618	26.357	162	21.861	195	35.400	207	215
2	1:29.374	30.367	138	22.929	193	36.078	205	155	10	1:23.401	26.245	162	21.669	196	35.487	205	214
3	1:24.165	26.602	162	21.967	195	35.596	207	212	11	1:34.215	26.742	161	24.834	187	42.639		212
4	1:24.070	26.797	160	21.916	197	35.357	208	213	12	18:07.455	17:05.847	122	25.030	147	36.578	205	
5	1:24.247	26.439	162	21.910	197	35.898	207	215	13	1:24.695	26.690	161	21.943	196	36.062	206	212
6	1:46.566	29.889	134	26.485	151	50.192		210	14	1:23.459	26.470	162	21.735	196	35.254	207	213
7	3:03.440	2:02.882	137	23.254	160	37.304	206		15	1:23.616	26.379	163	21.809	195	35.428	207	214
8	1:29.444	26.726	163	22.226	156	40.492	208	213									

44 Glenn Rupp, DEU ,

theoretical besttime: 1:22.475

1	2:00.695	52.109	132	27.276	139	41.310	200		8	1:22.725	26.173	162	21.616	197	34.936	207	213
2	1:32.698	30.359	132	24.749	157	37.590	205	206	10	1:34.597	27.645	163	22.970	190	43.982		213
3	1:36.086	31.325	84	29.145	194	35.616	205	211	11	16:56.397	15:57.993	157	22.597	184	35.807	206	
4	1:24.096	26.771	162	21.942	199	35.383	206	213	12	1:22.971	26.213	161	21.637	198	35.121	206	213
5	1:24.584	27.575	161	21.915	198	35.094	206	212	13	1:22.499	25.919	162	21.588	200	34.992	207	214
6	1:33.935	28.874	129	23.942	171	41.119		194	14	1:22.837	25.942	163	21.669	199	35.226	208	215
7	4:07.315	3:09.494	151	22.284	196	35.537	208		15	1:22.548	25.979	163	21.564	199	35.005	208	215
8	1:23.517	26.446	162	22.064	197	35.007	206	211									
9	1:44.172	43.667	134	25.115	195	35.390	206	213									

46 Mauro Auricchio, BRA ,

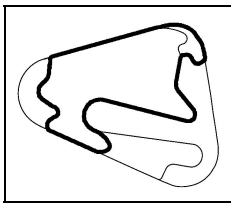
theoretical besttime: 1:22.697

1	1:43.851	41.115	130	26.293	160	36.443	205		10	1:23.436	26.197	159	21.672	198	35.567	202	212
2	1:24.490	26.727	160	21.966	197	35.797	206	210	11	1:29.594	26.199	159	21.700	196	41.695		209
3	1:23.737	26.318	160	21.788	196	35.631	205	212	12	18:10.153	17:11.744	154	22.071	194	36.338	204	
4	1:23.592	26.358	160	21.914	195	35.320	207	211	13	1:24.040	26.805	160	21.677	197	35.558	204	212
5	1:23.506	26.160	161	21.781	197	35.565	206	210	14	1:23.258	26.203	161	21.558	198	35.497	207	209
6	1:30.392	26.201	160	23.463	190	40.728		212	15	1:24.069	26.743	162	21.755	199	35.571	207	213
7	3:51.289	2:52.408	156	22.237	193	36.644	201		16	1:22.697	25.948	163	21.518	199	35.231	209	214
8	1:24.606	26.925	160	21.967	195	35.714	206	208									
9	1:23.947	26.322	158	21.823	194	35.802	203	212									

55 Marylin Niederhauser, CHE ,

theoretical besttime: 1:25.537

1	2:04.639	59.603	153	25.806	182	39.230	202		8	1:26.172	27.541	158	22.532	195	36.099	203	212
2	1:33.086	30.342	153	25.366	188	37.378	203	209	9	1:26.008	27.198	159	22.391	196	36.419	205	210
3	1:28.011	28.220	157	22.884	193	36.907	202	210	10	1:43.142	29.729	152	25.010	189	48.403		212
4	1:27.762	28.075	158	23.101	193	36.586	206	208	11	17:35.883	16:35.594	156	23.107	191	37.182	201	
	1:27.106	27.539	159	23.186	193	36.381	204	213	12	1:26.600	27.360	159	22.967	195	36.273	203	209
5	1:46.569	29.805	146	26.984	181	49.780		211	13	1:25.969	27.573	160	22.400	196	35.996	205	211
6	3:26.968	2:26.899	155	23.348	194	36.721	205		14	1:25.721	27.150	161	22.403	195	36.168	202	212
7	1:26.325	27.378	159	22.546	194	36.401	205	211									



Lausitzring, Length: 3442 m
 Air temperature: 35.0°C
 Track temperature: 37.6°C
 Weather condition: Dry

ADAC Formel 4

Vmax list Qualifying G2

Provisional

DMSB Reg. Nr.: 174/15

Friday 3.7.2015 15:45



Nr	Team, Car, Driver, Nat	Top speed
25	Van Amersfoort Racing, ADAC Formel 4 powered by Abarth Schumacher Mick , DEU	217,35 km/h
10	Motopark, ADAC Formel 4 powered by Abarth Waldherr Michael , DEU	217,05 km/h
8	Motopark, ADAC Formel 4 powered by Abarth Fittje Jannes , DEU	216,13 km/h
6	Mücke-Motorsport, ADAC Formel 4 powered by Abarth Ortmann Mike David , DEU	216,04 km/h
31	Team Scheider, ADAC Formel 4 powered by Abarth Shlom Yan Leon , RUS	215,26 km/h
7	Motopark, ADAC Formel 4 powered by Abarth Eriksson Joel , SWE	215,09 km/h
2	Neuhauser Racing Team, ADAC Formel 4 powered by Abarth Zimmermann Tim , DEU	214,96 km/h
44	RS Competition, ADAC Formel 4 powered by Abarth Rupp Glenn , DEU	214,96 km/h
14	Jenzer Motorsport, ADAC Formel 4 powered by Abarth Müller-Crepon Moritz , DEU	214,88 km/h
35	HTP Juniorteam, ADAC Formel 4 powered by Abarth Schreiner Carrie , DEU	214,75 km/h
16	Jenzer Motorsport, ADAC Formel 4 powered by Abarth Böckmann Marek , DEU	214,28 km/h
15	Jenzer Motorsport, ADAC Formel 4 powered by Abarth Kolkmann David , DEU	214,15 km/h
46	Team Scheider, ADAC Formel 4 powered by Abarth Auricchio Mauro , BRA	214,11 km/h
27	HTP Juniorteam, ADAC Formel 4 powered by Abarth Dienst Marvin , DEU	213,98 km/h
33	RS Competition, ADAC Formel 4 powered by Abarth Jonck Jan , DNK	213,13 km/h
55	Race Performance, ADAC Formel 4 powered by Abarth Niederhauser Marylin , CHE	212,71 km/h
18	SMG Swiss Motorsport Group, ADAC Formel 4 powered by Abarth Maggi Giorgio , CHE	212,37 km/h