

ADAC GT Masters

Results Free Practice 2

Provisional



Lausitzring, Length: 3442 m

Air temperature: 33.5°C

Track temperature: 45.7°C

Weather condition: Dry

DMSB Reg. Nr.: 175/15

Friday 3.7.2015 12:00

started : 17 classified : 17 not classified : 0

	Drivers	Team	Car	Lap	Best Time	Gap	Diff	Kph	Day Time
1	21 S.Asch/L.Ludwig	Team Zakspeed	Mercedes-Benz SLS AMG GT3	23	1:20.857			153,2	13:00:23
2	2 J.Pepper/N.Thiim	C. Abt Racing	Audi R8 LMS ultra	26	1:20.926	0.069	0.069	153,1	12:57:10
3	19 C.Hürtgen/U.Alzen	BMW Sports Trophy Team Schubert	BMW Z4 GT3	28	1:21.282	0.425	0.356	152,4	12:56:47
4	80 D.Baumann/J.Klingmann	BMW Sports Trophy Team Schubert	BMW Z4 GT3	27	1:21.285	0.428	0.003	152,4	12:56:46
5	24 F.Stoll/M.Basseng	kfzteile24 MS RACING	Audi R8 LMS ultra	24	1:21.307	0.450	0.022	152,4	12:57:20
6	7 L.Stolz/J.Bleekemolen	Bentley Team HTP	Bentley Continental GT3	25	1:21.425	0.568	0.118	152,2	13:01:14
7	13 R.Lips(*G*)/S.Barth	RWT-Racing Team	Corvette Z06.R GT3	25	1:21.437	0.580	0.012	152,2	12:54:59
8	1 S.Wackerbauer/K.van der Linde	C. Abt Racing	Audi R8 LMS ultra	26	1:21.451	0.594	0.014	152,1	12:57:28
9	36 M.Ragginger/K.Bachler	GW IT Racing Team Schütz Motors	Porsche 911 GT3 R	22	1:21.493	0.636	0.042	152,1	12:57:37
10	100 D.Dobitsch/E.Sandström	kfzteile24 MS RACING	Audi R8 LMS ultra	27	1:21.527	0.670	0.034	152,0	12:58:00
11	16 R.Frey/P.Geipel	YACO Racing	Audi R8 LMS ultra	26	1:21.722	0.865	0.195	151,6	13:00:07
12	42 H.Proczyk/A.Simonsen	HP Racing	Mercedes-Benz SLS AMG GT3	20	1:21.727	0.870	0.005	151,6	12:50:39
13	23 M.Gassner(*G*)/F.Strauss	MRS GT Racing	Nissan GT-R Nismo GT3	11	1:21.872	1.015	0.145	151,3	12:16:14
14	8 F.Hamprecht/C.Schmid	Bentley Team HTP	Bentley Continental GT3	25	1:21.886	1.029	0.014	151,3	13:00:31
15	22 D.Jöst(*G*)/F.Scholze(*G*)	MRS GT Racing	Nissan GT-R Nismo GT3	8	1:22.135	1.278	0.249	150,9	12:11:46
16	69 D.Alessi/P.Assenheimer	Callaway Competition	Corvette Z06.R GT3	20	1:22.267	1.410	0.132	150,6	12:56:41
17	12 J.Knoll(*G*)/L.Marionek	Senkyr Motorsport	BMW Z4 GT3	28	1:22.305	1.448	0.038	150,6	13:01:04

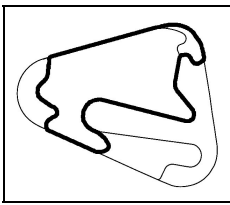
(*G*) marks the gentlemen driver

Subject to final scrutineering!

Publications Time:

Clerk of the course:

Time Keeping:



ADAC GT Masters

Lap analysis Free Practice 2



Provisional

DMSB Reg. Nr.: 175/15

Lausitzring, Length: 3442 m
Air temperature: 33.3°C
Track temperature: 45.5°C
Weather condition: Dry

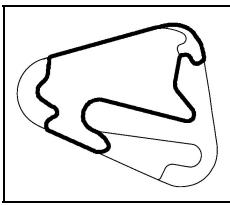
Friday 3.7.2015 12:00

Lap	Time	SE1	SP1	SE2	SP2	SE3	SP3	TSP	Lap	Time	SE1	SP1	SE2	SP2	SE3	SP3	TSP
1 Stefan Wackerbauer, DEU/ Kelvin van der Linde, ZAF									theoretical besttime: 1:21.451								
1	1:36.375	38.714	172	22.664	212	34.997	232		16	1:22.602	26.269	175	21.966	215	34.367	234	243
2	1:22.957	26.553	174	21.941	215	34.463	235	242	17	1:21.852	26.022	175	21.632	216	34.198	233	244
3	1:23.040	26.480	174	22.002	215	34.558	237	245	18	1:21.969	26.002	175	21.661	217	34.306	234	243
4	1:22.810	26.406	175	21.957	215	34.447	236	247	19	1:21.926	26.047	176	21.572	217	34.307	234	243
5	1:24.382	26.521	175	21.903	216	35.958		246	20	1:21.718	25.975	175	21.606	218	34.137	235	243
6	2:16.822	1:20.144	173	22.051	215	34.627	234		21	1:24.130	26.126	174	22.280	214	35.724		244
7	1:22.579	26.274	174	21.798	215	34.507	236	244	22	2:18.829	1:22.806	173	21.859	216	34.164	235	
8	1:25.317	28.745	173	21.892	215	34.680	235	246	23	1:23.437	27.250	175	21.874	216	34.313	234	244
9	1:22.715	26.335	175	21.835	214	34.545	234	245	24	1:22.483	26.439	175	21.809	215	34.235	234	244
10	1:25.126	26.324	174	21.853	214	36.949		244	25	1:21.651	25.949	176	21.563	217	34.139	235	243
11	9:17.267	8:20.237	172	22.131	214	34.899	232		26	1:21.451	25.931	176	21.466	217	34.054	234	245
12	1:23.134	26.432	174	21.892	215	34.810	182	241	27	1:24.888	26.108	174	22.474	213	36.306	235	244
13	1:41.998	31.526	149	25.026	150	45.446		168	28	1:21.781	25.997	175	21.581	216	34.203	234	244
14	12:28.894	11:24.888	168	23.132	200	40.874	231		29	1:23.372	26.065	176	21.534	217	35.773		244
15	1:32.485	28.056	172	26.527	136	37.902	233	241									

2 Jordan Lee Pepper, ZAF/ Nicki Thiim, DNK									theoretical besttime: 1:20.827								
1	1:39.989	41.692	153	23.193	207	35.104	233		16	1:24.910	26.603	175	22.075	216	36.232	234	244
2	1:22.345	26.066	174	21.817	216	34.462	235	242	17	1:21.884	26.073	176	21.491	217	34.320	235	245
3	1:22.277	25.992	174	21.944	215	34.341	236	245	18	1:22.713	26.931	175	21.512	216	34.270	234	244
4	1:22.301	26.089	174	21.738	216	34.474	236	246	19	1:24.336	26.175	175	21.693	218	36.468		244
5	1:23.738	26.117	175	21.776	216	35.845		245	20	2:17.917	1:22.014	173	21.546	218	34.357	233	
6	4:13.183	3:16.723	173	21.711	215	34.749	235		21	1:21.442	25.859	176	21.496	219	34.087	235	243
7	1:31.092	34.799	180	21.758	216	34.535	234	244	22	1:25.785	25.774	176	22.083	214	37.928		245
8	1:22.567	26.417	174	21.773	216	34.377	234	244	23	2:41.126	1:42.260	164	23.347	208	35.519	233	
9	1:23.722	26.110	174	21.685	217	35.927		243	24	1:23.417	26.943	173	22.063	217	34.411	234	243
10	2:21.184	1:24.280	173	22.075	215	34.829	234		25	1:21.044	25.745	175	21.313	218	33.986	235	244
11	1:23.201	26.562	175	21.912	216	34.727	236	244	26	1:20.926	25.632	175	21.412	219	33.882	235	245
12	1:23.717	27.090	173	21.942	216	34.685	234	246	27	1:22.951	25.936	174	21.573	219	35.442		245
13	1:23.193	26.652	174	21.927	216	34.614	234	244	28	2:17.902	1:22.071	174	21.581	216	34.250	235	
14	1:26.109	26.478	174	21.829	217	37.802		244	29	1:24.654	26.196	175	21.547	217	36.911		245
15	16:06.285	15:02.683	125	26.177	150	37.425	234										

7 Luca Stolz, DEU/ Jeroen Bleekemolen, NLD									theoretical besttime: 1:21.322								
1	2:17.216	1:13.088	173	24.456	185	39.672	237		14	15:16.546	14:16.922	171	23.682	212	35.942	239	
2	1:23.837	26.565	177	22.337	214	34.935	242	246	15	1:22.920	26.391	177	22.004	220	34.525	241	248
3	1:23.837	26.851	176	21.956	219	35.030	239	251	16	1:26.401	28.525	173	23.130	217	34.746	240	251
4	1:23.737	26.784	176	22.035	221	34.918	241	249	17	1:22.767	26.619	177	21.837	215	34.311	239	249
5	1:23.954	27.284	174	21.996	220	34.674	240	249	18	1:22.092	26.371	179	21.554	222	34.167	239	249
6	1:22.921	26.461	177	21.779	220	34.681	240	250	19	1:22.222	26.450	177	21.567	223	34.205	239	249
7	1:22.894	26.411	177	21.861	221	34.622	240	249	20	1:21.746	26.180	177	21.559	223	34.007	239	248
8	1:22.530	26.269	178	21.673	222	34.588	241	250	21	1:24.361	26.201	178	21.612	219	36.548		249
9	1:24.406	26.633	177	21.704	220	36.069		250	22	7:01.564	6:05.262	175	21.890	220	34.412	240	
10	7:33.189	6:36.302	174	22.008	219	34.879	241		23	1:21.815	26.229	177	21.551	222	34.035	239	250
11	1:23.021	26.772	176	21.769	222	34.480	240	249	24	1:21.671	26.062	178	21.608	222	34.001	240	248
12	1:22.699	26.358	177	21.679	222	34.662	240	250	25	1:21.425	26.165	178	21.476	223	33.784	240	250
13	1:24.407	26.456	178	21.862	221	36.089		248	26	1:25.521	26.710	177	22.084	219	36.727		249

8 Fabian Hamprecht, DEU/ Clemens Schmid, AUT									theoretical besttime: 1:21.705								
1	1:58.668	57.282	144	25.254	196	36.132	237		14	1:24.554	26.766	178	22.607	217	35.181	240	248
2	1:23.823	26.869	176	22.255	216	34.699	240	246	15	1:23.154	26.812	176	21.914	220	34.428	240	250
3	1:23.097	26.716	176	21.818	220	34.563	240	250	16	1:23.056	26.747	177	21.847	220	34.462	239	249
4	1:23.304	27.075	177	21.851	221	34.378	240	250	17	1:22.812	26.628	177	21.728	222	34.456	239	248
5	1:22.363	26.390	177	21.703	221	34.270	240	250	18	1:22.654	26.682	176	21.669	222	34.303	239	248
6	1:22.712	26.595	177	21.736	221	34.381	239	250	19	1:22.452	26.353	177	21.849	221	34.250	240	249
7	1:23.844	26.453	177	21.790	221	35.601		249	20	1:22.151	26.170	178	21.683	220	34.298	241	249
8	10:09.757	9:13.180	176	21.761	219	34.816	239		21	1:24.465	26.265	178	21.906	218	36.294		251
9	1:23.092	27.000	176	21.879	221	34.213	240	249	22	4:49.566	3:53.442	173	21.818	221	34.306	240	
10	1:23.019	26.715	177	21.796	222	34.508	239	250	23	1:22.385	26.282	177	21.771	222	34.332	240	250



ADAC GT Masters

Lap analysis Free Practice 2



Provisional

Lausitzring, Length: 3442 m

Air temperature: 33.3°C

Track temperature: 45.5°C

Weather condition: Dry

DMSB Reg. Nr.: 175/15

Friday 3.7.2015 12:00

Lap	Time	SE1	SP1	SE2	SP2	SE3	SP3	TSP	Lap	Time	SE1	SP1	SE2	SP2	SE3	SP3	TSP
11	1:22.482	26.361	177	21.798	222	34.323	239	249	24	1:22.067	26.145	177	21.747	221	34.175	240	250
12	1:24.350	26.432	177	21.672	222	36.246		249	25	1:21.886	26.261	178	21.734	220	33.891	240	249
13	14:29.664	13:30.303	169	23.712	214	35.649	238		26	1:23.687	26.116	178	21.664	220	35.907		251

12 Jacob Knoll, CZE/ Lennart Marioneck, DEU

theoretical besttime: 1:22.228

1	1:52.541	50.494	164	24.856	182	37.191	231		16	1:24.735	26.898	177	22.656	218	35.181	238	247
2	1:26.122	28.068	170	22.712	211	35.342	233	240	17	1:23.202	26.536	177	21.996	219	34.670	237	247
3	1:26.578	28.684	172	22.540	213	35.354	235	241	18	1:23.427	26.773	176	21.926	221	34.728	237	246
4	1:27.463	29.397	173	22.542	215	35.524	236	242	19	1:22.930	26.475	177	21.865	220	34.590	236	246
5	1:27.893	27.780	172	22.318	215	37.795	236	244	20	1:23.014	26.553	178	21.722	223	34.739	236	245
6	1:25.443	27.284	173	22.322	218	35.837	235	245	21	1:22.787	26.385	176	21.881	222	34.521	236	244
7	1:25.987	27.959	171	22.401	212	35.627	236	244	22	1:22.602	26.380	177	21.842	220	34.380	238	245
8	1:30.053	28.319	171	22.833	212	38.901		243	23	1:22.374	26.270	177	21.696	221	34.408	238	247
9	3:31.136	2:31.755	168	23.539	213	35.842	235		24	1:24.624	26.685	176	22.151	219	35.788		247
10	1:24.161	27.276	174	22.050	217	34.835	237	245	25	4:31.284	3:34.364	175	22.013	220	34.907	237	
11	1:23.967	27.017	174	22.161	215	34.789	236	245	26	1:23.204	26.817	175	21.968	221	34.419	238	247
12	1:25.271	27.543	172	22.530	213	35.198	236	244	27	1:22.314	26.284	176	21.768	221	34.262	238	247
13	1:27.974	27.601	172	22.490	214	37.883		244	28	1:22.305	26.299	177	21.731	221	34.275	238	247
14	4:37.662	3:36.999	174	22.121	220	38.542			29	1:23.893	26.212	177	21.767	222	35.914		247
15	14:02.925	13:04.473	176	23.377	213	35.075	237										

13 Remo Lips, CHE/ Sven Barth, DEU

theoretical besttime: 1:21.176

1	3:52.216	2:53.241	170	23.591	215	35.384	241		16	1:28.616	27.028	178	22.797	214	38.791		251
2	1:28.048	28.113	165	24.685	205	35.250	241	251	17	13:35.937	12:36.846	176	22.493	206	36.598	241	
3	1:24.349	27.180	179	22.153	221	35.016	242	250	18	1:23.930	27.271	179	22.126	220	34.533	241	250
4	1:23.470	26.875	178	22.075	220	34.520	241	253	19	1:22.650	26.622	180	21.760	223	34.268	241	251
5	1:23.030	26.730	178	21.945	222	34.355	242	252	20	1:22.891	26.600	178	21.823	223	34.468	241	251
6	1:22.996	26.743	178	21.967	222	34.286	242	252	21	1:23.620	26.687	179	21.741	224	35.192	240	251
7	1:22.924	26.705	179	21.884	221	34.335	242	252	22	1:26.540	28.349	174	22.079	224	36.112		249
8	1:22.610	26.548	179	21.775	221	34.287	241	252	23	5:23.792	4:25.541	167	23.084	163	35.167	241	
9	1:24.312	26.559	179	22.849	218	34.904	243	252	24	1:21.638	26.324	180	21.456	224	33.858	241	250
10	1:27.090	27.566	177	22.399	219	37.125		252	25	1:21.437	26.115	180	21.466	226	33.856	242	251
11	2:41.967	1:45.457	180	21.910	222	34.600	243		26	1:28.256	30.699	167	22.088	222	35.469	243	252
12	1:25.247	26.936	178	21.970	221	36.341	244	253	27	1:21.482	26.115	179	21.434	225	33.933	242	253
13	1:24.599	27.673	171	22.339	221	34.587	242	255	28	1:25.078	25.886	179	21.837	217	37.355	242	252
14	1:23.091	26.843	179	21.785	223	34.463	241	252	29	1:21.577	25.992	180	21.551	223	34.034	242	251
15	1:22.872	26.547	179	21.905	222	34.420	242	250	30	1:34.771	28.676	161	23.994	199	42.101		239

16 Rahel Frey, CHE/ Philip Geipel, DEU

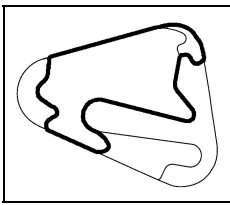
theoretical besttime: 1:21.701

1	2:36.955	1:28.044	140	28.721	148	40.190	194		15	1:26.847	29.025	173	22.821	213	35.001	240	235
2	1:30.511	30.622	127	24.019	213	35.870	238	170	16	1:22.662	26.500	177	21.854	218	34.308	236	246
3	1:23.073	26.479	176	21.875	217	34.719	239	247	17	1:23.126	26.295	178	21.630	218	35.201	237	247
4	1:23.117	26.613	178	21.904	218	34.600	241	248	18	1:22.231	26.193	178	21.587	221	34.451	237	245
5	1:22.897	26.464	177	21.904	218	34.529	239	250	19	1:22.291	26.320	177	21.607	220	34.364	236	248
6	1:22.892	26.379	177	21.848	218	34.665	240	248	20	1:23.131	26.284	177	21.742	218	35.105		246
7	1:24.480	26.479	176	21.911	218	36.090		249	21	3:45.084	2:45.494	171	23.751	208	35.839	238	
8	6:21.183	5:24.779	175	21.821	216	34.583	238		22	1:22.099	26.260	178	21.684	219	34.155	238	246
9	1:22.524	26.421	176	21.678	218	34.425	239	246	23	1:31.545	26.386	163	28.227	165	36.932	238	245
10	1:24.399	26.560	176	21.817	218	36.022		249	24	1:22.448	26.611	178	21.608	222	34.229	240	248
11	3:41.570	2:42.245	167	23.432	205	35.893	236		25	1:28.164	29.810	173	23.686	214	34.668	237	249
12	1:44.240	30.249	121	29.479	139	44.512	187	245	26	1:21.722	26.214	179	21.429	222	34.079	239	248
13	1:44.502	33.490	133	26.281	160	44.731		183	27	1:28.195	27.468	171	22.255	205	38.472		247
14	13:33.772	12:24.037	104	30.363	147	39.372	227										

19 Claudia Hürtgen, DEU/ Uwe Alzen, DEU

theoretical besttime: 1:21.256

1	1:42.551	43.893	169	23.202	212	35.456	236		16	1:50.978	33.860	122	29.551	142	47.567		165
2	1:23.739	26.903	176	22.019	217	34.817	237	245	17	12:23.039	11:23.012	175	23.475	214	36.552	239	
3	1:23.711	26.726	175	22.271	215	34.714	239	247	18	1:25.423	28.333	175	22.341	220	34.749	240	247
4	1:23.529	26.760	176	21.925	220	34.844	238	249	19	1:21.952	26.161	178	21.695	220	34.096	239	249
5	1:22.809	26.530	176	21.882	219	34.397	240	247	20	1:22.460	26.473	177	21.720	220	34.267	239	249



ADAC GT Masters

Lap analysis Free Practice 2



Provisional

Lausitzring, Length: 3442 m

Air temperature: 33.3°C

Track temperature: 45.5°C

Weather condition: Dry

DMSB Reg. Nr.: 175/15

Friday 3.7.2015 12:00

Lap	Time	SE1	SP1	SE2	SP2	SE3	SP3	TSP	Lap	Time	SE1	SP1	SE2	SP2	SE3	SP3	TSP
6	1:26.588	26.721	176	22.082	218	37.785		248	21	1:23.218	26.191	177	21.822	219	35.205	238	249
7	3:48.508	2:50.947	172	22.419	217	35.142	238		22	1:25.684	26.359	179	21.764	217	37.561		248
8	1:24.592	27.863	175	22.049	219	34.680	236	246	23	3:07.433	2:11.440	174	21.865	220	34.128	239	
9	1:23.160	26.813	177	21.962	218	34.385	240	247	24	1:22.087	26.300	177	21.616	221	34.171	240	250
10	1:23.075	26.690	177	22.081	221	34.304	239	249	25	1:31.268	28.662	173	24.233	107	38.373	239	250
11	1:22.802	26.514	178	22.028	219	34.260	240	244	26	1:21.967	26.364	177	21.778	221	33.825	240	248
12	1:26.359	26.922	175	22.510	219	36.927		250	27	1:22.498	26.316	177	22.120	213	34.062	240	248
13	3:09.222	2:06.991	175	23.066	216	39.165	237		28	1:21.282	26.004	178	21.427	223	33.851	239	250
14	1:23.681	26.858	176	22.113	219	34.710	239	247	29	1:32.980	31.404	172	22.993	213	38.583		248
15	1:23.844	26.659	177	21.870	218	35.315	161	247									

21 Sebastian Asch, DEU/ Luca Ludwig, DEU

theoretical besttime: 1:20.767

1	2:15.612	1:16.253	175	23.369	215	35.990	239		13	1:24.116	26.405	179	21.760	223	35.951		250
2	1:23.720	26.876	180	22.027	220	34.817	242	249	14	2:47.277	1:32.509	154	31.268	116	43.500	238	
3	1:22.960	26.714	178	22.001	222	34.245	242	252	15	1:24.076	27.286	178	22.169	223	34.621	241	248
4	1:22.224	26.346	180	21.787	224	34.091	242	251	16	1:21.568	26.257	180	21.530	224	33.781	243	250
5	1:22.428	26.515	178	21.759	223	34.154	243	252	17	1:24.333	26.099	180	21.850	223	36.384		252
6	1:22.498	26.452	180	21.854	223	34.192	243	253	18	2:45.730	1:39.512	140	24.065	173	42.153	219	
7	1:24.839	26.362	180	21.767	223	36.710		253	19	1:23.650	27.414	179	22.180	223	34.056	241	230
8	14:22.847	13:24.049	178	21.716	222	37.082			20	1:21.131	25.962	180	21.365	225	33.804	242	251
9	1:48.779	44.055	176	23.454	166	41.270			21	1:21.423	25.922	180	21.847	222	33.654	242	252
10	12:56.421	11:58.729	178	22.387	214	35.305	242		22	1:21.096	25.866	179	21.498	225	33.732	243	252
11	1:24.143	26.640	179	21.958	223	35.545	242	250	23	1:20.857	25.776	180	21.455	224	33.626	243	252
12	1:21.571	25.978	180	21.585	223	34.008	242	252	24	1:26.917	26.515	180	21.797	224	38.605		253

22 Dominic Jöst, DEU/ Florian Scholze, DEU

theoretical besttime: 1:21.877

1	2:00.573	54.207	120	27.941	157	38.425	181		15	1:25.156	28.750	176	22.173	224	34.233	243	252
2	1:28.178	29.840	176	23.125	217	35.213	242	156	16	1:22.487	26.530	178	21.990	222	33.967	244	253
3	1:23.258	26.643	176	22.260	219	34.355	243	251	17	1:45.194	32.777	148	27.436	161	44.981		218
4	1:23.090	26.645	179	21.877	223	34.568	245	253	18	14:17.260	13:20.013	177	22.614	221	34.633	242	
5	1:24.205	26.690	177	21.906	220	35.609	244	254	19	1:23.013	26.609	179	21.978	223	34.426	243	252
6	1:22.894	26.455	178	21.997	222	34.442	244	253	20	1:22.921	26.745	177	21.686	225	34.490	243	252
7	1:22.462	26.541	178	21.920	221	34.001	245	252	21	1:22.399	26.452	180	21.897	225	34.050	243	252
8	1:22.135	26.231	179	21.944	220	33.960	244	253	22	1:25.936	26.506	179	22.312	220	37.118		252
9	1:22.754	26.411	179	21.842	221	34.501	243	252	23	2:19.501	1:23.175	180	21.886	222	34.440	245	
10	1:24.738	26.642	178	21.994	220	36.102		252	24	1:23.372	26.735	180	22.332	222	34.305	244	254
11	4:12.291	3:15.407	175	22.347	221	34.537	243		25	1:24.632	26.454	180	22.957	183	35.221	242	253
12	1:22.824	26.566	178	22.014	220	34.244	243	253	26	1:25.875	26.288	180	23.244	183	36.343		251
13	1:23.699	26.710	177	22.629	221	34.360	244	252	27	4:52.177	3:33.327	51	31.507	120	47.343		
14	1:22.936	26.883	177	21.989	223	34.064	243	254									

23 Marc Gassner, DEU/ Florian Strauss, DEU

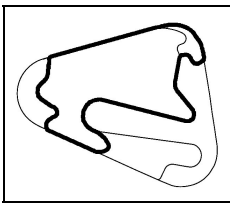
theoretical besttime: 1:21.720

1	2:20.564	1:15.966	144	26.225	211	38.373	239		8	1:22.732	26.702	177	21.899	220	34.131	242	252
2	1:25.925	27.485	177	22.546	216	35.894	242	248	9	1:22.053	26.230	178	21.800	221	34.023	241	250
3	1:25.117	27.355	174	22.402	217	35.360	241	250	10	1:22.114	26.432	177	21.678	220	34.004	241	249
4	1:23.172	26.631	178	22.035	220	34.506	242	250	11	1:21.872	26.114	177	21.758	221	34.000	240	250
5	1:22.938	26.603	177	22.061	220	34.274	241	251	12	1:22.124	26.042	178	21.842	221	34.240	233	249
6	1:22.274	26.187	177	21.862	221	34.225	242	251	13	1:25.126	26.277	178	22.157	219	36.692		243
7	1:26.049	26.365	177	22.194	206	37.490	243	252	14	3:48.269	2:50.660	174	21.977	218	35.632	220	

24 Florian Stoll, DEU/ Marc Basseng, DEU

theoretical besttime: 1:21.207

1	3:14.245	2:12.545	167	24.601	171	37.099	221		15	1:21.569	26.065	176	21.499	219	34.005	235	245
2	1:26.930	28.181	173	22.985	199	35.764	238	233	16	1:21.467	26.067	176	21.515	220	33.885	236	240
3	1:23.110	26.531	176	22.004	217	34.575	238	244	17	1:38.774	26.143	177	21.550	222	51.081		244
4	1:22.222	26.281	175	21.715	216	34.226	236	246	18	3:44.887	2:48.363	175	21.904	217	34.620	236	
5	1:22.768	26.305	175	21.841	219	34.622	235	245	19	1:21.756	26.105	178	21.530	220	34.121	235	246
6	1:22.954	26.533	175	21.990	217	34.431	239	245	20	1:21.572	26.057	178	21.470	219	34.045	237	244
7	1:22.138	26.228	176	21.720	216	34.190	234	246	21	1:21.359	26.143	179	21.446	219	33.770	238	245
8	1:26.021	26.774	174	22.576	215	36.671		244	22	1:21.537	26.228	176	21.441	221	33.868	236	247
9	6:05.204	5:07.004	174	22.171	215	36.029	236		23	1:21.689	26.119	176	21.541	219	34.029	234	244



ADAC GT Masters

Lap analysis Free Practice 2



Provisional

Lausitzring, Length: 3442 m

Air temperature: 33.3°C

Track temperature: 45.5°C

Weather condition: Dry

DMSB Reg. Nr.: 175/15

Friday 3.7.2015 12:00

Lap	Time	SE1	SP1	SE2	SP2	SE3	SP3	TSP	Lap	Time	SE1	SP1	SE2	SP2	SE3	SP3	TSP
10	1:23.154	27.231	174	21.690	216	34.233	237	247	24	1:21.307	26.015	177	21.422	221	33.870	238	247
11	1:22.802	26.618	175	21.816	217	34.368	237	247	25	1:36.376	26.210	177	25.636	116	44.530	237	248
12	1:25.789	26.650	176	21.621	219	37.518		246	26	1:21.579	26.136	177	21.611	219	33.832	235	246
13	16:23.761	15:25.780	171	22.873	212	35.108	235		27	1:27.870	29.027	174	22.289	197	36.554		240
14	1:23.130	27.223	173	21.765	217	34.142	235	242									

36 Martin Ragginger, AUT/ Klaus Bachler, AUT

theoretical besttime: 1:21.371

1	2:56.373	1:59.415	174	22.420	216	34.538	237		14	1:22.864	26.447	178	21.725	220	34.692	238	248
2	1:23.462	26.493	177	22.489	218	34.480	239	246	15	1:26.702	26.569	177	22.013	220	38.120	239	249
3	1:23.616	26.583	176	22.240	217	34.793	238	249	16	1:44.835	26.471	177	22.117	221	56.247		249
4	1:23.435	27.248	177	21.856	220	34.331	239	248	17	5:30.783	4:34.390	176	22.027	219	34.366	238	
5	1:22.876	26.609	177	21.932	220	34.335	240	249	18	1:22.189	26.241	178	21.752	220	34.196	239	248
6	1:25.948	27.867	175	22.020	219	36.061		250	19	1:32.427	34.024	151	23.461	220	34.942	239	250
7	6:08.950	5:11.928	173	22.455	216	34.567	237		20	1:22.360	26.481	177	21.874	221	34.005	239	249
8	1:22.306	26.534	178	21.759	219	34.013	239	246	21	1:21.676	26.222	178	21.537	221	33.917	239	249
9	1:21.636	26.196	179	21.482	222	33.958	240	249	22	1:21.493	25.993	178	21.579	222	33.921	240	248
10	1:27.120	26.517	148	23.873	215	36.730	240	251	23	1:21.702	26.101	178	21.598	222	34.003	240	250
11	1:22.123	26.413	177	21.765	219	33.945	240	249	24	1:22.053	25.972	179	21.865	221	34.216	240	250
12	1:24.472	26.596	176	22.024	220	35.852		250	25	1:27.729	26.997	178	22.302	217	38.430		250
13	17:30.043	16:32.643	172	22.696	217	34.704	237										

42 Hari Proczyk, AUT/ Andreas Simonsen, SWE

theoretical besttime: 1:21.619

1	1:47.298	49.206	175	22.696	218	35.396	239		15	1:25.052	27.583	177	22.443	220	35.026	239	248
2	1:24.328	27.054	175	22.219	221	35.055	240	246	16	1:24.271	26.967	178	22.244	222	35.060	240	249
3	1:24.143	26.695	177	22.360	219	35.088	242	251	17	1:26.817	27.472	176	23.919	222	35.426	240	248
4	1:37.760	40.627	182	22.457	223	34.676	242	252	18	1:22.712	26.595	178	21.935	221	34.182	241	251
5	1:27.600	27.314	177	22.240	222	38.046		254	19	1:22.016	26.274	180	21.659	223	34.083	243	250
6	3:47.304	2:49.183	175	22.176	220	35.945	241		20	1:21.727	26.175	181	21.658	222	33.894	243	252
7	1:22.989	26.480	177	21.978	221	34.531	240	251	21	1:22.223	26.340	179	21.808	222	34.075	240	254
8	1:25.718	27.014	176	22.456	218	36.248		251	22	1:28.354	26.364	178	21.884	221	40.106	239	252
9	3:35.232	2:39.023	178	21.765	221	34.444	244		23	1:24.771	26.556	179	21.813	221	36.402		251
10	1:21.934	26.262	179	21.606	222	34.066	241	250	24	2:41.143	1:45.214	178	21.811	223	34.118	240	
11	1:23.077	26.214	179	21.715	220	35.148	243	254	25	1:22.003	26.219	178	21.645	223	34.139	243	252
12	1:23.681	26.338	178	21.786	221	35.557		254	26	1:21.732	26.119	180	21.674	225	33.939	243	254
13	4:21.172	3:22.689	129	22.932	221	35.551			27	1:27.379	28.007	179	22.402	221	36.970		251
14	15:55.038	14:54.854	173	23.744	208	36.440	239										

69 Diego Alessi, ITA/ Patrick Assenheimer, DEU

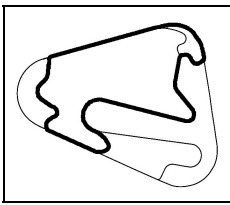
theoretical besttime: 1:21.914

1	8:29.280	7:29.370	168	23.882	213	36.028	241		13	1:22.893	26.468	180	21.870	223	34.555	242	251
2	1:24.564	27.060	178	21.987	221	35.517	243	251	14	1:22.405	26.448	181	21.797	224	34.160	241	251
3	1:24.431	27.063	180	22.452	220	34.916	244	253	15	1:23.588	26.551	180	21.716	223	35.321		251
4	1:23.291	26.745	179	21.852	223	34.694	243	254	16	2:29.730	1:33.221	180	21.904	222	34.605	243	
5	1:23.610	26.802	179	21.922	222	34.886		254	17	1:25.026	26.977	179	23.308	172	34.741	243	253
6	5:17.849	4:19.171	178	22.612	221	36.066	244		18	1:22.699	26.558	178	21.860	222	34.281	242	253
7	1:25.392	26.759	178	22.150	222	36.483		254	19	1:22.620	26.254	179	21.907	224	34.459	243	252
8	4:33.456	3:31.369	165	24.454	214	37.633	181		20	1:22.267	26.402	180	21.779	224	34.086	243	253
9	1:55.575	38.906	109	29.780	141	46.889		158	21	1:22.282	26.329	179	21.869	223	34.084	242	253
10	12:32.372	11:29.615	176	22.881	220	39.876	240		22	1:22.629	26.222	178	22.086	222	34.321	242	253
11	1:33.669	30.032	177	23.185	166	40.452		251	23	1:22.492	26.114	181	21.987	221	34.391	243	252
12	3:07.211	2:09.713	177	22.606	221	34.892	242		24	1:25.719	27.000	179	22.308	220	36.411		252

80 Dominik Baumann, AUT/ Jens Klingmann, DEU

theoretical besttime: 1:21.205

1	1:45.239	45.138	170	22.662	215	37.439			16	12:48.716	11:33.298	86	26.018	191	49.400	237	
2	2:19.991	1:23.115	176	22.094	216	34.782	238		17	1:24.426	27.287	176	22.138	215	35.001	239	245
3	1:23.773	26.843	174	22.222	215	34.708	238	247	18	1:22.376	26.402	177	21.662	221	34.312	239	247
4	1:23.486	26.954	176	21.884	220	34.648	239	246	19	1:21.900	26.246	177	21.603	222	34.051	237	247
5	1:23.193	26.740	176	21.886	219	34.567	238	247	20	1:21.775	26.052	178	21.501	222	34.222	239	247
6	1:23.028	26.502	176	21.958	219	34.568	239	247	21	1:21.717	26.018	178	21.589	220	34.110	238	246
7	1:22.697	26.315	177	21.941	219	34.441	239	248	22	1:21.593	26.187	178	21.449	222	33.957	238	246
8	1:24.276	26.431	177	21.796	218	36.049		248	23	1:24.328	27.043	176	21.666	220	35.619		247



ADAC GT Masters

Lap analysis Free Practice 2

Provisional



Lausitzring, Length: 3442 m

Air temperature: 33.3°C

Track temperature: 45.5°C

Weather condition: Dry

DMSB Reg. Nr.: 175/15

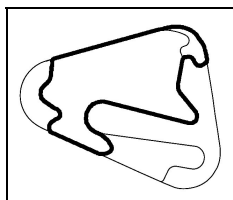
Friday 3.7.2015 12:00

Lap	Time	SE1	SP1	SE2	SP2	SE3	SP3	TSP	Lap	Time	SE1	SP1	SE2	SP2	SE3	SP3	TSP
9	4:29.680	3:33.226	176	21.924	217	34.530	239		24	2:52.249	1:44.438	165	27.556	105	40.255	238	
10	1:22.715	26.537	177	21.809	220	34.369	240	247	25	1:22.080	26.474	176	21.526	222	34.080	237	247
11	1:22.763	26.451	177	21.911	219	34.401	239	249	26	1:22.757	27.167	176	21.627	220	33.963	240	248
12	1:24.600	26.704	176	21.831	221	36.065		248	27	1:21.285	26.058	179	21.381	221	33.846	240	249
13	3:01.312	2:04.480	163	22.224	220	34.608	239		28	1:24.959	28.875	175	22.023	221	34.061	239	249
14	1:26.070	28.654	177	21.840	222	35.576	185	246	29	1:21.493	25.978	177	21.619	222	33.896	239	247
15	1:48.280	33.081	174	26.635	129	48.564		176	30	1:24.064	26.247	178	21.545	222	36.272		248

100 Daniel Dobitsch, AUT/ Edward Sandström, SWE

theoretical besttime: 1:21.156

1	2:14.196	1:11.121	142	25.672	193	37.403	234		16	13:30.386	12:31.417	171	23.258	211	35.711	237	
2	1:25.905	27.487	174	22.225	215	36.193	239	242	17	1:22.977	26.683	178	22.073	216	34.221	238	245
3	1:25.504	27.060	175	22.491	214	35.953	238	247	18	1:22.586	26.655	177	21.935	216	33.996	237	247
4	1:23.871	27.053	176	22.093	218	34.725	239	246	19	1:22.353	26.280	178	21.903	214	34.170	237	247
5	1:23.744	26.886	175	22.116	216	34.742	238	249	20	1:21.573	25.992	178	21.619	219	33.962	236	246
6	1:25.798	27.004	176	23.505	210	35.289	237	248	21	1:24.692	26.310	178	22.191	217	36.191		245
7	1:22.791	26.816	175	21.911	217	34.064	238	246	22	3:58.241	2:58.354	177	23.494	182	36.393	237	
8	1:26.719	26.875	175	22.295	216	37.549		248	23	1:21.746	26.352	176	21.514	220	33.880	239	247
9	4:00.932	3:03.093	172	22.660	215	35.179	236		24	1:21.760	26.062	178	21.771	219	33.927	237	248
10	1:23.209	26.891	176	21.852	216	34.466	238	246	25	1:26.412	29.100	172	22.510	219	34.802	238	246
11	1:23.783	26.539	177	22.217	217	35.027	238	247	26	1:21.664	26.283	178	21.585	220	33.796	238	247
12	1:22.957	26.775	175	21.902	217	34.280	238	247	27	1:21.527	25.874	178	21.657	221	33.996	239	247
13	1:24.105	26.859	175	22.118	216	35.128	236	246	28	1:30.480	29.839	115	23.176	205	37.465	239	248
14	1:27.237	26.576	174	22.251	218	38.410		246	29	1:21.547	26.147	179	21.632	219	33.768	239	247
15	3:33.868	2:25.065	112	27.044	160	41.759			30	1:25.938	27.273	177	21.734	220	36.931		249



ADAC GT Masters

Vmax list Free Practice 2

Provisional



Lausitzring, Length: 3442 m

Air temperature: 33.3°C

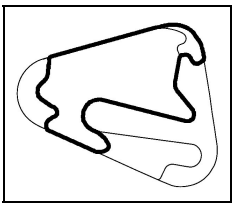
Track temperature: 45.5°C

Weather condition: Dry

DMSB Reg. Nr.: 175/15

Friday 3.7.2015 12:00

Nr	Team, Car, Driver, Nat	Top speed
13	RWT-Racing Team, Corvette Z06.R GT3 Lips Remo , CHE Barth Sven , DEU	254,52 km/h
22	MRS GT Racing, Nissan GT-R Nismo GT3 Jöst Dominic , DEU Scholze Florian , DEU	254,28 km/h
42	HP Racing, Mercedes-Benz SLS AMG GT3 Proczyk Hari , AUT Simonsen Andreas , SWE	254,16 km/h
69	Callaway Competition, Corvette Z06.R GT3 Alessi Diego , ITA Assenheimer Patrick , DEU	253,86 km/h
21	Team Zakspeed, Mercedes-Benz SLS AMG GT3 Asch Sebastian , DEU Ludwig Luca , DEU	253,32 km/h
23	MRS GT Racing, Nissan GT-R Nismo GT3 Gassner Marc , DEU Strauss Florian , DEU	251,60 km/h
7	Bentley Team HTP, Bentley Continental GT3 Stolz Luca , DEU Bleekemolen Jeroen , NLD	251,02 km/h
8	Bentley Team HTP, Bentley Continental GT3 Hamprecht Fabian , DEU Schmid Clemens , AUT	250,78 km/h
36	GW IT Racing Team Schütz Motorsport, Porsche 911 GT3 R Ragginger Martin , AUT Bachler Klaus , AUT	250,55 km/h
19	BMW Sports Trophy Team Schubert, BMW Z4 GT3 Hürtgen Claudia , DEU Alzen Uwe , DEU	250,14 km/h
16	YACO Racing, Audi R8 LMS ultra Frey Rahel , CHE Geipel Philip , DEU	249,56 km/h
100	kfzteile24 MS RACING, Audi R8 LMS ultra Dobitsch Daniel , AUT Sandström Edward , SWE	248,75 km/h
80	BMW Sports Trophy Team Schubert, BMW Z4 GT3 Baumann Dominik , AUT Klingmann Jens , DEU	248,69 km/h
24	kfzteile24 MS RACING, Audi R8 LMS ultra Stoll Florian , DEU Basseng Marc , DEU	248,12 km/h



ADAC GT Masters

Vmax list Free Practice 2

Provisional



Lausitzring, Length: 3442 m

Air temperature: 33.3°C

Track temperature: 45.5°C

Weather condition: Dry

DMSB Reg. Nr.: 175/15

Friday 3.7.2015 12:00

Nr	Team, Car, Driver, Nat	Top speed
12	Senkyr Motorsport, BMW Z4 GT3 Knoll Jacob , CZE Marioneck Lennart , DEU	247,43 km/h
1	C. Abt Racing, Audi R8 LMS ultra Wackerbauer Stefan , DEU van der Linde Kelvin , ZAF	247,03 km/h
2	C. Abt Racing, Audi R8 LMS ultra Pepper Jordan Lee , ZAF Thiim Nicki , DNK	246,07 km/h