

# ADAC Formel 4

## Result List Free Practice 2



Provisional

**DMSB** Reg. Nr.: 174/15

Friday 3.7.2015 11:25



Lausitzring, Length: 3442 m

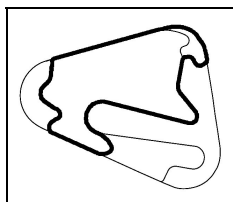
Air temperature: 32. °C

Track temperature: 45.5°C

Weather condition: Dry

started : 34      classified : 34      not classified : 0

#	Competitor	Sponsor	Lap	Best Time	Gap	Diff	Kph	Day Time
Cl.	Drivers	Car						
1	27 HTP Juniorteam M.Dienst(DEU)	ADAC Formel 4 powered by Abarth	15	1:22.625			150,0	11:50:37
2	5 ADAC Berlin-Brandenburg e.V. R D.Beckmann(DEU)	ADAC Formel 4 powered by Abarth	13	1:22.727	0.102	0.102	149,8	11:47:17
3	36 Van Amersfoort Racing J.Mawson(AUS)	ADAC Formel 4 powered by Abarth	11	1:22.773	0.148	0.046	149,7	11:45:17
4	13 Team piroports C.Piro(DEU)	ADAC Formel 4 powered by Abarth	4	1:22.774	0.149	0.001	149,7	11:31:16
5	28 HTP Juniorteam J.Esmeyjer(NLD)	ADAC Formel 4 powered by Abarth	4	1:22.845	0.220	0.071	149,6	11:30:45
6	10 Motopark M.Waldherr(DEU)	ADAC Formel 4 powered by Abarth	10	1:22.915	0.290	0.070	149,4	11:45:18
7	4 ADAC Berlin-Brandenburg e.V. R.Shwartzman(RUS)	ADAC Formel 4 powered by Abarth	11	1:22.951	0.326	0.036	149,4	11:50:38
8	7 Motopark J.Eriksson(SWE)	ADAC Formel 4 powered by Abarth	13	1:22.999	0.374	0.048	149,3	11:46:32
9	20 SMG Swiss Motorsport Group N.Rogivue(CHE)	ADAC Formel 4 powered by Abarth	13	1:23.060	0.435	0.061	149,2	11:47:10
10	26 Van Amersfoort Racing H.Newey(GBR)	ADAC Formel 4 powered by Abarth	14	1:23.121	0.496	0.061	149,1	11:50:14
11	2 Neuhauser Racing T.Zimmermann(DEU)	ADAC Formel 4 powered by Abarth	5	1:23.170	0.545	0.049	149,0	11:32:28
12	16 Jenzer Motorsport GmbH M.Böckmann(DEU)	ADAC Formel 4 powered by Abarth	11	1:23.225	0.600	0.055	148,9	11:46:23
13	1 Neuhauser Racing K.Schramm(DEU)	ADAC Formel 4 powered by Abarth	12	1:23.341	0.716	0.116	148,7	11:47:19
14	25 Van Amersfoort Racing R M.Schumacher(DEU)	ADAC Formel 4 powered by Abarth	11	1:23.354	0.729	0.013	148,7	11:49:18
15	30 Team Scheider J.Kremer(DEU)	ADAC Formel 4 powered by Abarth	8	1:23.375	0.750	0.021	148,6	11:36:26
16	6 ADAC Berlin-Brandenburg e.V. R M.Ortmann(DEU)	ADAC Formel 4 powered by Abarth	12	1:23.389	0.764	0.014	148,6	11:46:22
17	17 Jenzer Motorsport GmbH R A.Hoti(DEU)	ADAC Formel 4 powered by Abarth	11	1:23.429	0.804	0.040	148,5	11:47:36
18	8 Motopark R J.Fittje(DEU)	ADAC Formel 4 powered by Abarth	9	1:23.533	0.908	0.104	148,3	11:46:27
19	9 Motopark R J.Cecotto(VEN)	ADAC Formel 4 powered by Abarth	14	1:23.537	0.912	0.004	148,3	11:50:28
20	34 Toni Wolf R T.Wolf(DEU)	ADAC Formel 4 powered by Abarth	14	1:23.538	0.913	0.001	148,3	11:51:18
21	33 RS-Competition J.Jonck(DNK)	ADAC Formel 4 powered by Abarth	13	1:23.586	0.961	0.048	148,2	11:49:53
22	44 RS-Competition R G.Rupp(DEU)	ADAC Formel 4 powered by Abarth	11	1:23.608	0.983	0.022	148,2	11:46:57
23	3 ADAC Berlin-Brandenburg e.V. R B.Mazatis(DEU)	ADAC Formel 4 powered by Abarth	14	1:23.613	0.988	0.005	148,2	11:50:10
24	14 Jenzer Motorsport GmbH M.Müller-Crepon(DEU)	ADAC Formel 4 powered by Abarth	11	1:23.704	1.079	0.091	148,0	11:47:09
25	77 Job van Uitert R J.Van Uitert(NLD)	ADAC Formel 4 powered by Abarth	16	1:23.739	1.114	0.035	148,0	11:50:31



# ADAC Formel 4

## Result List Free Practice 2



Provisional

**DMSB** Reg. Nr.: 174/15

Friday 3.7.2015 11:25



Lausitzring, Length: 3442 m

Air temperature: 32. °C

Track temperature: 45.5°C

Weather condition: Dry

started : 34      classified : 34      not classified : 0

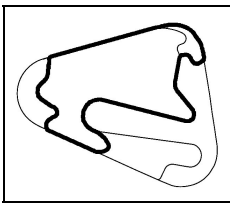
#	Competitor	Sponsor	Lap	Best Time	Gap	Diff	Kph	Day Time
Cl.	Drivers	Car						
26	18 <b>SMG Swiss Motorsport Group</b> G.Maggi(CHE)	ADAC Formel 4 powered by Abarth	7	<b>1:23.741</b>	1.116	0.002	148,0	11:35:32
27	35 <b>HTP Juniorteam</b> R C.Schreiner(DEU)	ADAC Formel 4 powered by Abarth	11	<b>1:23.859</b>	1.234	0.118	147,8	11:46:38
28	46 <b>Team Scheider</b> M.Auricchio(BRA)	ADAC Formel 4 powered by Abarth	12	<b>1:23.957</b>	1.332	0.098	147,6	11:47:35
29	24 <b>Robin Brezina</b> R R.Brezina(DEU)	ADAC Formel 4 powered by Abarth	15	<b>1:23.968</b>	1.343	0.011	147,6	11:50:18
30	15 <b>Jenzer Motorsport GmbH</b> D.Kolkmann(DEU)	ADAC Formel 4 powered by Abarth	11	<b>1:24.030</b>	1.405	0.062	147,5	11:48:37
31	31 <b>Team Scheider</b> R Y.Shlom(RUS)	ADAC Formel 4 powered by Abarth	14	<b>1:24.059</b>	1.434	0.029	147,4	11:50:08
32	38 <b>Liqui Moly Team Engstler</b> R L.Engstler(DEU)	ADAC Formel 4 powered by Abarth	4	<b>1:24.478</b>	1.853	0.419	146,7	11:31:03
33	21 <b>Liqui Moly Team Engstler</b> R M.Halder(DEU)	ADAC Formel 4 powered by Abarth	10	<b>1:25.501</b>	2.876	1.023	144,9	11:44:46
34	55 <b>Race Performance</b> R M.Niederhauser(CHE)	ADAC Formel 4 powered by Abarth	7	<b>1:26.478</b>	3.853	0.977	143,3	11:35:57

**Subject to final scrutineering!**

Publications Time:

Clerk of the course:

Time Keeping:



# ADAC Formel 4

## Lap analysis Free Practice 2



Provisional

**DMSB** Reg. Nr.: 174/15

Friday 3.7.2015 11:25



Lausitzring, Length: 3442 m  
Air temperature: 32.7°C  
Track temperature: 45.4°C  
Weather condition: Dry

Lap	Time	SE1	SP1	SE2	SP2	SE3	SP3	TSP	Lap	Time	SE1	SP1	SE2	SP2	SE3	SP3	TSP
<b>1 Kim Luis Schramm, DEU ,</b>									<b>theoretical besttime: 1:22.949</b>								
1	2:18.484	1:13.361	155	24.095	154	41.028	189		9	5:38.178	4:40.675	157	21.956	194	35.547	207	
2	1:25.032	27.443	162	22.050	195	35.539	209	199	10	1:23.486	26.088	163	21.734	196	35.664	206	214
3	1:23.888	26.809	163	<b>21.646</b>	196	35.433	208	<b>217</b>	11	1:30.139	32.735	<b>166</b>	22.081	198	<b>35.323</b>	210	213
4	1:24.170	26.845	161	21.815	195	35.510	208	214	<b>12</b>	<b>1:23.341</b>	26.056	164	21.774	<b>202</b>	35.511	208	216
5	1:24.152	26.555	161	21.930	195	35.667	206	214	13	1:23.461	26.052	163	21.773	197	35.636	207	214
6	1:23.965	26.328	162	22.045	194	35.592	206	212	14	1:23.370	<b>25.980</b>	163	21.887	199	35.503	<b>211</b>	214
7	1:23.665	26.226	161	21.950	195	35.489	207	213									
8	1:40.837	30.074	80	27.419	155	43.344		214									

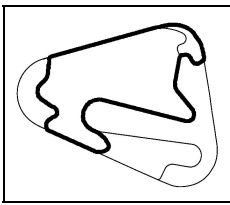
<b>2 Tim Zimmermann, DEU ,</b>									<b>theoretical besttime: 1:23.134</b>								
1	1:45.747	42.861	151	24.773	169	38.113	183		9	4:55.998	3:57.437	155	22.729	194	35.832	207	
2	1:32.129	27.777	161	24.298	140	40.054	206	195	10	1:23.755	26.312	163	21.822	197	35.621	208	213
3	1:23.819	26.266	163	21.751	197	35.802	207	212	11	1:23.802	26.310	<b>164</b>	21.760	197	35.732	207	214
4	1:23.742	26.512	163	21.797	195	35.433	209	213	12	1:23.774	26.362	162	21.690	<b>199</b>	35.722	206	214
5	<b>1:23.170</b>	<b>26.130</b>	163	21.680	198	<b>35.360</b>	<b>210</b>	215	13	1:34.069	33.431	133	24.930	194	35.708	208	172
6	1:32.616	30.152	134	26.602	179	35.862	208	<b>218</b>	14	1:23.680	26.243	162	21.782	197	35.655	208	214
7	1:25.082	27.081	161	22.243	195	35.758	208	215	15	1:23.494	26.204	164	<b>21.644</b>	198	35.646	208	214
8	1:26.522	26.401	161	21.857	197	38.264		213									

<b>3 Benjamin Mazatis, DEU ,</b>									<b>theoretical besttime: 1:23.588</b>								
1	2:17.147	1:07.656	128	26.317	154	43.174	176		9	5:25.663	4:25.346	156	23.899	192	36.418	205	
2	1:32.818	30.795	129	24.420	168	37.603	204	176	10	1:23.977	26.461	161	21.960	195	35.556	206	212
3	1:30.553	30.160	132	23.876	191	36.517	205	211	11	1:23.898	26.341	161	22.135	196	<b>35.422</b>	207	213
4	1:26.526	27.925	159	22.533	194	36.068	206	211	12	1:23.960	26.264	161	22.064	<b>197</b>	35.632	208	213
5	1:24.975	26.867	161	22.431	195	35.677	204	212	13	1:23.907	26.269	162	22.073	195	35.565	207	214
6	1:24.383	26.674	163	22.172	194	35.537	207	213	<b>14</b>	<b>1:23.613</b>	<b>26.216</b>	<b>163</b>	<b>21.950</b>	196	35.447	<b>208</b>	213
7	1:24.443	26.775	162	22.170	196	35.498	207	212									
8	1:43.950	28.536	154	25.248	183	50.166		<b>214</b>									

<b>4 Robert Shwartzman, RUS ,</b>									<b>theoretical besttime: 1:22.883</b>								
1	2:10.214	1:08.997	158	24.086	177	37.131	187		7	10:37.690	9:35.687	161	22.955	134	39.048	208	
2	1:26.491	27.229	162	23.206	196	36.056	207	198	8	1:23.334	<b>26.206</b>	163	21.734	<b>200</b>	35.394	<b>213</b>	215
3	1:24.776	27.494	160	21.861	199	35.421	208	215	9	1:35.721	30.132	94	26.231	154	39.358	206	<b>220</b>
4	1:23.237	26.218	165	21.861	196	35.158	210	215	10	1:23.542	26.286	164	21.840	199	35.416	211	214
5	1:23.573	26.272	163	22.215	198	35.086	208	217	<b>11</b>	<b>1:22.951</b>	26.274	<b>165</b>	<b>21.659</b>	200	<b>35.018</b>	211	218
6	1:26.377	26.248	164	21.966	196	38.163		215									

<b>5 David Beckmann, DEU ,</b>									<b>theoretical besttime: 1:22.557</b>								
1	1:43.907	43.371	157	23.861	189	36.675	203		9	1:34.283	27.898	161	23.408	171	42.977		215
2	1:24.626	27.130	164	22.135	196	35.361	209	209	10	5:05.466	4:08.103	163	22.110	196	35.253	209	
3	1:23.285	26.231	165	21.767	199	35.287	208	218	11	1:23.301	26.212	165	21.824	198	35.265	<b>211</b>	214
4	1:23.414	26.299	164	21.797	199	35.318	209	217	12	1:23.268	26.189	165	21.835	<b>202</b>	35.244	209	217
5	1:23.401	26.094	164	21.932	199	35.375	210	<b>218</b>	<b>13</b>	<b>1:22.727</b>	<b>25.974</b>	165	<b>21.514</b>	200	35.239	210	216
6	1:23.712	26.254	<b>165</b>	21.969	200	35.489	207	217	14	1:31.503	26.027	165	24.197	112	41.279	208	216
7	1:23.078	26.107	165	21.902	196	<b>35.069</b>	210	214	15	1:38.216	26.608	163	26.138	94	45.470	210	216
8	1:22.946	26.118	163	21.745	199	35.083	208	216									

<b>6 Mike David Ortmann, DEU ,</b>									<b>theoretical besttime: 1:23.190</b>								
1	1:44.605	44.265	159	23.503	195	36.837	208		9	1:31.607	27.568	161	22.983	173	41.056		213
2	1:25.829	27.652	164	22.372	196	35.805	210	214	10	5:29.624	4:28.915	160	24.702	162	36.007	210	
3	1:23.869	26.389	164	22.009	200	35.471	209	218	11	1:23.921	26.461	162	21.955	198	35.505	209	214
4	1:23.723	26.291	164	22.076	196	35.356	209	214	<b>12</b>	<b>1:23.389</b>	<b>26.172</b>	164	<b>21.690</b>	<b>200</b>	35.527	210	216
5	1:23.584	26.372	164	21.841	199	35.371	209	217	13	1:32.288	26.301	163	26.507	162	39.480	210	216
6	1:23.790	26.419	<b>165</b>	22.043	200	<b>35.328</b>	208	216	14	1:23.956	26.270	164	21.778	199	35.908	210	<b>218</b>
7	1:23.657	26.339	164	21.962	195	35.356	209	215	15	1:23.524	26.322	165	21.709	200	35.493	<b>213</b>	216
8	1:24.996	27.581	162	21.947	197	35.468	207	215									



# ADAC Formel 4

## Lap analysis Free Practice 2



Provisional

**DMSB** Reg. Nr.: 174/15

Friday 3.7.2015 11:25



Lausitzring, Length: 3442 m  
Air temperature: 32.7°C  
Track temperature: 45.4°C  
Weather condition: Dry

Lap	Time	SE1	SP1	SE2	SP2	SE3	SP3	TSP	Lap	Time	SE1	SP1	SE2	SP2	SE3	SP3	TSP
<b>7 Joel Eriksson, SWE ,</b>									<b>theoretical besttime: 1:22.793</b>								
1	1:39.007	37.344	144	24.356	156	37.307	185		9	1:33.879	27.146	161	23.208	168	43.525		213
2	1:27.811	28.170	146	23.674	171	35.967	209	179	10	4:04.184	2:58.431	127	26.213	142	39.540	172	
3	1:23.650	26.426	164	21.737	199	35.487	210	217	11	1:31.970	29.645	162	23.984	148	38.341	181	166
4	1:25.456	26.274	163	22.156	193	37.026	210	216	12	1:29.165	27.663	163	22.650	142	38.852	209	170
5	1:23.714	26.308	163	21.809	199	35.597	<b>212</b>	<b>218</b>	<b>13</b>	<b>1:22.999</b>	26.117	163	<b>21.611</b>	199	<b>35.271</b>	210	215
6	1:23.386	26.314	163	21.689	198	35.383	211	<b>219</b>	14	1:27.192	26.010	164	21.686	198	39.496	208	216
7	1:23.918	26.242	<b>165</b>	22.033	<b>201</b>	35.643	209	218	15	1:23.059	26.004	165	21.697	198	35.358	209	215
8	1:23.415	26.174	163	21.826	197	35.415	207	216									

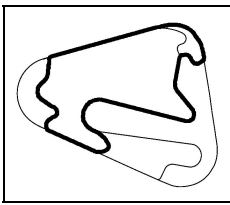
<b>8 Jannes Fittje, DEU ,</b>									<b>theoretical besttime: 1:23.482</b>								
1	1:42.369	40.080	143	24.472	157	37.817	195		8	7:34.617	6:32.562	130	24.345	170	37.710	208	
2	1:25.688	27.425	162	22.382	178	35.881	209	193	<b>9</b>	<b>1:23.533</b>	<b>26.231</b>	163	<b>21.798</b>	200	35.504	210	217
3	1:24.809	27.212	164	22.144	200	<b>35.453</b>	210	216	10	1:24.201	26.430	162	21.929	198	35.842	210	216
4	1:23.702	26.233	165	22.006	198	35.463	209	216	11	1:24.423	26.284	165	21.889	200	36.250	<b>211</b>	216
5	1:24.335	26.901	163	21.975	198	35.459	210	217	12	1:23.796	26.299	<b>166</b>	21.814	<b>201</b>	35.683	211	<b>219</b>
6	1:28.222	26.763	164	22.379	169	39.080		217									
7	3:40.473	2:26.355	131	26.867	130	47.251											

<b>9 Jonathan Cecotto, VEN ,</b>									<b>theoretical besttime: 1:23.456</b>								
1	1:54.127	43.087	133	28.284	126	42.756	194		9	6:16.558	5:17.936	157	22.793	191	35.829	208	
2	1:31.530	30.501	122	24.823	155	36.206	209	191	10	1:23.933	26.496	165	21.831	197	35.606	210	215
3	1:24.353	26.512	163	21.992	197	35.849	207	212	11	1:24.952	26.706	163	22.190	<b>201</b>	36.056	210	<b>219</b>
4	1:24.279	26.735	163	21.976	195	35.568	210	215	12	1:23.946	<b>26.404</b>	163	21.820	199	35.722	209	216
5	1:24.590	26.449	163	21.948	198	36.193	208	216	13	1:26.286	28.307	153	22.214	198	35.765	209	216
6	1:30.802	32.922	159	22.500	196	<b>35.380</b>	209	215	<b>14</b>	<b>1:23.537</b>	26.425	<b>165</b>	<b>21.672</b>	199	35.440	<b>211</b>	216
7	1:24.895	26.442	163	22.567	193	35.886	209	215									
8	1:34.612	29.508	157	22.566	196	42.538		216									

<b>10 Michael Waldherr, DEU ,</b>									<b>theoretical besttime: 1:22.915</b>								
1	2:18.751	57.699	102	32.340	117	48.712	151		9	6:06.471	5:06.735	147	23.516	178	36.220	208	
2	1:37.174	33.628	135	24.812	163	38.734	190	149	<b>10</b>	<b>1:22.915</b>	<b>26.028</b>	165	<b>21.746</b>	199	<b>35.141</b>	211	211
3	1:32.587	29.659	147	24.294	156	38.634	196	171	11	1:23.175	26.035	165	21.758	<b>200</b>	35.382	<b>212</b>	217
4	1:31.773	27.602	163	24.172	137	39.999	207	190	12	1:24.222	26.056	<b>165</b>	21.999	199	36.167	209	<b>218</b>
5	1:24.186	26.374	163	21.972	197	35.840	209	213	13	1:23.401	26.255	165	21.849	199	35.297	209	217
6	1:23.475	26.179	165	22.077	195	35.219	210	214	14	1:25.086	27.018	165	22.388	198	35.680	211	217
7	1:23.944	26.300	164	22.258	195	35.386	209	216									
8	1:37.478	26.507	164	24.219	187	46.752		216									

<b>13 Cedric Piro, DEU ,</b>									<b>theoretical besttime: 1:22.695</b>								
1	2:05.424	57.635	133	25.968	136	41.821	192		8	6:33.660	5:35.236	150	22.963	194	35.461	207	
2	1:24.974	27.610	163	22.060	193	35.304	205	201	9	1:23.446	26.417	163	21.847	196	35.182	210	213
3	1:23.183	26.423	163	21.754	196	35.006	208	213	10	1:28.545	29.612	108	23.581	196	35.352	209	217
4	<b>1:22.774</b>	26.191	164	21.679	195	<b>34.904</b>	210	215	11	1:23.926	26.189	163	21.800	200	35.937	211	217
5	1:22.874	<b>26.122</b>	163	21.754	197	34.998	210	217	12	1:23.587	26.194	164	21.761	<b>200</b>	35.632	<b>211</b>	218
6	1:23.205	26.537	164	<b>21.669</b>	197	34.999	209	218	13	1:27.325	27.223	113	24.411	179	35.691	207	<b>218</b>
7	1:27.756	26.474	164	21.901	198	39.381		216									

<b>14 Moritz Müller-Crepon, DEU ,</b>									<b>theoretical besttime: 1:23.534</b>								
1	1:51.019	50.469	154	23.417	176	37.133	204		9	1:24.638	26.767	162	22.027	197	35.844	208	214
2	1:29.003	26.702	161	22.288	189	40.013	207	210	10	1:24.650	26.985	162	21.921	<b>199</b>	35.744	208	214
3	1:23.889	26.421	<b>163</b>	21.838	197	35.630	208	214	<b>11</b>	<b>1:23.704</b>	26.506	162	21.733	197	<b>35.465</b>	208	214
4	1:24.386	26.703	162	22.014	192	35.669	208	214	12	1:23.911	26.439	162	21.835	197	35.637	208	214
5	1:25.146	26.560	162	22.499	190	36.087	205	214	13	1:23.935	26.441	162	<b>21.695</b>	198	35.799	208	214
6	1:29.864	26.666	163	25.968	192	37.230		213	14	1:23.795	<b>26.374</b>	163	21.799	197	35.622	<b>209</b>	<b>214</b>
7	7:28.156	6:29.939	160	22.264	194	35.953	207										
8	1:24.936	26.683	162	22.282	196	35.971	208	213									



# ADAC Formel 4

## Lap analysis Free Practice 2



Provisional

**DMSB** Reg. Nr.: 174/15

Friday 3.7.2015 11:25



Lausitzring, Length: 3442 m  
Air temperature: 32.7°C  
Track temperature: 45.4°C  
Weather condition: Dry

Lap	Time	SE1	SP1	SE2	SP2	SE3	SP3	TSP	Lap	Time	SE1	SP1	SE2	SP2	SE3	SP3	TSP
<b>15 David Kolkmann, DEU ,</b>									<b>theoretical besttime: 1:23.788</b>								
1	1:52.793	50.034	141	24.803	170	37.956	190		8	1:24.222	26.551	162	21.956	196	35.715	207	214
2	1:28.927	27.586	159	22.225	196	39.116	207	196	9	1:25.097	26.340	162	22.031	<b>197</b>	36.726	207	213
3	1:24.870	27.071	161	21.994	196	35.805	207	214	10	1:24.847	<b>26.208</b>	162	22.586	181	36.053	207	213
4	1:24.318	26.374	<b>162</b>	22.001	195	35.943	<b>208</b>	213	<b>11</b>	<b>1:24.030</b>	26.274	162	21.963	195	35.793	208	213
5	1:27.244	26.648	160	22.335	194	38.261		214	12	1:25.653	28.073	161	<b>21.954</b>	194	<b>35.626</b>	207	<b>214</b>
6	8:55.217	7:56.647	154	22.598	184	35.972	206										
7	1:25.259	26.629	161	22.066	195	36.564	207	211									

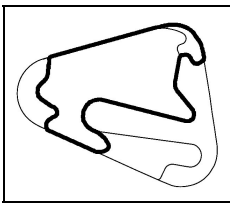
<b>16 Marek Böckmann, DEU ,</b>									<b>theoretical besttime: 1:23.019</b>								
1	2:11.100	1:08.813	151	24.730	164	37.557	185		9	1:23.729	26.304	163	21.875	199	35.550	209	214
2	1:24.985	27.530	156	22.132	200	35.323	210	184	10	1:23.531	26.236	164	21.972	198	35.323	209	215
3	1:26.011	26.692	163	21.993	197	37.326		<b>217</b>	<b>11</b>	<b>1:23.225</b>	26.103	163	21.717	<b>201</b>	35.405	<b>210</b>	216
4	3:10.790	2:13.455	163	22.046	198	<b>35.289</b>	208		12	1:26.210	<b>26.069</b>	163	21.756	200	38.385	203	217
5	1:26.813	27.471	137	23.365	194	35.977	208	215	13	1:26.065	26.280	163	23.383	186	36.402	209	210
6	1:23.676	26.309	162	<b>21.661</b>	199	35.706	208	213	14	1:23.519	26.322	<b>165</b>	21.741	200	35.456	209	215
7	1:43.559	26.293	152	30.171	129	47.095		214									
8	4:26.116	3:28.579	161	22.247	196	35.290	207										

<b>17 Arlind Hoti, DEU ,</b>									<b>theoretical besttime: 1:23.429</b>								
1	1:38.030	35.594	131	25.039	166	37.397	205		8	4:37.384	26.788	161	3:31.231	147	39.365		<b>219</b>
2	1:26.219	27.501	160	22.395	196	36.323	209	210	9	5:02.975	4:04.242	160	23.184	195	35.549	209	
3	1:24.386	26.784	162	21.929	199	35.673	208	216	10	1:24.926	27.490	163	21.758	<b>200</b>	35.678	208	216
4	1:24.433	26.689	163	21.981	198	35.763	209	215	<b>11</b>	<b>1:23.429</b>	<b>26.387</b>	163	<b>21.744</b>	<b>199</b>	<b>35.298</b>	209	215
5	1:24.931	27.160	160	22.220	197	35.551	208	215	12	1:23.717	26.467	163	21.876	197	35.374	206	217
6	1:24.569	26.652	<b>164</b>	21.966	198	35.951	209	215	13	1:23.933	26.389	163	21.823	197	35.721	207	215
7	1:24.559	26.514	162	22.089	197	35.956	<b>212</b>	216									

<b>18 Giorgio Maggi, CHE ,</b>									<b>theoretical besttime: 1:23.401</b>								
1	2:06.083	1:01.794	130	24.887	172	39.402	184		8	1:28.032	26.862	158	22.059	194	39.111		213
2	1:25.415	27.537	160	22.159	194	35.719	206	190	9	7:48.605	6:51.082	160	22.120	193	<b>35.403</b>	206	
3	1:24.025	26.646	161	21.903	195	35.476	206	212	10	1:26.492	27.328	161	22.501	188	36.663	207	213
4	1:23.833	26.485	161	21.825	193	35.523	207	213	11	1:23.853	26.399	160	<b>21.718</b>	<b>199</b>	35.736	<b>209</b>	214
5	1:23.985	<b>26.280</b>	159	21.975	195	35.730	207	214	12	1:24.768	27.043	159	22.081	193	35.644	205	<b>215</b>
6	1:24.956	27.251	161	21.922	194	35.783	206	213	13	1:24.132	26.409	<b>161</b>	21.839	196	35.884	207	211
7	<b>1:23.741</b>	26.422	160	21.907	194	35.412	206	212	14	1:29.694	26.261	162	21.814	196	41.619		213

<b>20 Nikolaj Rogivue, CHE ,</b>									<b>theoretical besttime: 1:23.007</b>								
1	1:36.868	35.753	153	24.601	181	36.514	205		9	5:02.248	4:04.543	152	22.151	196	35.554	208	
2	1:25.684	27.197	160	22.689	197	35.798	208	211	10	1:23.699	<b>26.218</b>	162	21.763	197	35.718	208	215
3	1:24.572	26.833	162	22.002	195	35.737	203	215	11	1:23.575	26.319	163	21.754	198	35.502	210	215
4	1:25.259	26.776	158	22.423	192	36.060	204	209	12	1:23.439	26.339	163	21.736	<b>201</b>	35.364	209	217
5	1:27.109	27.842	155	22.733	193	36.534	202	210	<b>13</b>	<b>1:23.060</b>	26.271	162	<b>21.592</b>	<b>200</b>	<b>35.197</b>	210	216
6	1:24.624	27.063	158	22.132	192	35.429	207	209	14	1:23.761	26.301	163	21.768	200	35.692	210	217
7	1:23.610	26.499	163	21.804	196	35.307	<b>210</b>	214	15	1:24.866	26.461	<b>164</b>	21.653	200	36.752		<b>218</b>
8	1:26.162	26.474	162	22.704	190	36.984		218									

<b>21 Michelle Halder, DEU ,</b>									<b>theoretical besttime: 1:24.828</b>								
1	2:07.464	1:04.648	152	24.763	185	38.053	201		8	4:36.923	3:37.531	157	22.957	191	36.435	206	
2	1:28.322	28.207	158	23.220	192	36.895	204	207	9	1:26.182	27.228	160	22.925	194	36.029	207	212
3	1:39.498	28.347	157	24.388	191	46.763		209	<b>10</b>	<b>1:25.501</b>	27.188	<b>161</b>	22.538	194	<b>35.775</b>	207	213
4	2:34.538	1:34.797	157	23.101	192	36.640	204		11	1:29.005	29.300	159	22.419	195	37.286	<b>212</b>	214
5	1:26.869	27.823	160	22.906	193	36.140	205	212	12	1:25.911	27.396	161	22.582	195	35.933	208	<b>219</b>
6	1:25.920	27.325	160	22.600	194	35.995	206	211	13	1:25.909	<b>26.810</b>	161	<b>22.243</b>	<b>196</b>	36.856	207	215
7	1:35.214	27.322	160	23.646	189	44.246		211	14	1:39.465	28.603	160	22.855	194	48.007		213



# ADAC Formel 4

## Lap analysis Free Practice 2



Provisional

**DMSB** Reg. Nr.: 174/15

Friday 3.7.2015 11:25



Lausitzring, Length: 3442 m  
Air temperature: 32.7°C  
Track temperature: 45.4°C  
Weather condition: Dry

Lap	Time	SE1	SP1	SE2	SP2	SE3	SP3	TSP	Lap	Time	SE1	SP1	SE2	SP2	SE3	SP3	TSP
<b>24</b>	Robin Brezina, DEU ,								<b>theoretical besttime: 1:23.872</b>								
1	2:22.116	1:17.677	150	25.572	185	38.867	207		9	4:09.699	3:11.035	160	22.252	197	36.412	208	
2	1:25.714	27.676	160	22.417	197	35.621	207	213	10	1:26.500	27.002	162	22.475	192	37.023	<b>210</b>	215
3	1:24.522	26.784	163	21.957	196	35.781	207	213	11	1:24.182	26.533	<b>163</b>	22.015	197	35.634	208	214
4	1:24.701	26.789	162	22.208	194	35.704	208	214	12	1:24.130	26.621	161	<b>21.826</b>	<b>200</b>	35.683	208	214
5	1:25.969	27.721	161	22.060	197	36.188	209	214	13	1:24.323	26.730	162	21.866	197	35.727	209	214
6	1:32.193	30.238	113	25.715	194	36.240	207	<b>216</b>	14	1:24.174	26.508	162	22.050	196	<b>35.616</b>	207	214
7	1:25.278	27.278	160	22.118	196	35.882	205	212	<b>15</b>	<b>1:23.968</b>	<b>26.430</b>	162	21.861	197	35.677	208	213
8	1:40.819	27.098	157	25.062	192	48.659		212	16	1:49.206	43.789	157	23.430	173	41.987		214

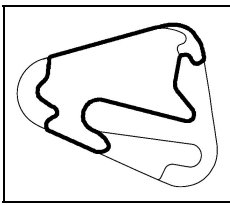
<b>25</b>	Mick Schumacher, DEU ,								<b>theoretical besttime: 1:23.193</b>								
1	1:40.511	41.274	154	22.765	160	36.472	204		8	1:23.610	26.182	162	21.682	196	35.746	206	212
2	1:34.762	30.555	139	24.807	172	39.400		213	9	1:23.446	<b>26.123</b>	162	21.728	198	35.595	207	212
3	4:42.529	3:44.479	160	22.110	192	35.940	204		10	1:27.951	28.494	94	23.649	198	35.808	206	214
4	1:23.851	26.512	163	21.843	194	<b>35.496</b>	206	211	<b>11</b>	<b>1:23.354</b>	26.201	162	<b>21.574</b>	198	35.579	<b>209</b>	213
5	1:24.389	26.334	162	22.430	193	35.625	205	212	12	1:24.274	26.233	<b>164</b>	21.637	<b>199</b>	36.404	207	<b>216</b>
6	1:32.261	26.503	161	24.177	184	41.581		212									
7	6:21.163	5:23.119	159	22.220	194	35.824	206										

<b>26</b>	Harrison Newey, GBR ,								<b>theoretical besttime: 1:22.847</b>								
1	1:39.522	37.639	142	24.677	145	37.206	193		9	1:23.864	26.219	163	21.705	197	35.940	208	212
2	1:26.036	27.884	154	22.527	188	35.625	207	186	10	1:23.256	26.144	163	21.760	196	35.352	<b>209</b>	214
3	1:32.279	32.100	156	23.532	192	36.647	207	213	11	1:24.226	26.921	161	21.886	<b>197</b>	35.419	207	<b>215</b>
4	1:23.708	26.270	<b>163</b>	21.776	195	35.662	208	214	12	1:23.674	26.532	162	21.781	197	35.361	207	214
5	1:23.667	26.274	162	21.910	196	35.483	208	214	13	1:23.248	<b>25.927</b>	163	21.882	194	35.439	207	214
6	1:29.576	26.619	160	22.072	197	40.885		215	<b>14</b>	<b>1:23.121</b>	26.201	163	<b>21.695</b>	196	<b>35.225</b>	207	214
7	3:25.577	2:16.433	155	28.107	136	41.037											
8	4:32.708	3:30.183	152	25.299	149	37.226	207										

<b>27</b>	Marvin Dienst, DEU ,								<b>theoretical besttime: 1:22.625</b>								
1	1:54.589	54.247	154	23.025	159	37.317	206		9	4:16.550	3:18.797	157	22.156	195	35.597	207	
2	1:24.691	27.381	161	21.708	196	35.602	207	214	10	1:23.217	26.196	162	21.627	197	35.394	208	214
3	1:23.134	26.149	162	21.621	196	35.364	208	214	11	1:23.198	26.045	163	21.752	196	35.401	208	215
4	1:27.717	26.154	163	21.890	194	39.673		215	12	1:23.019	25.990	161	21.666	<b>198</b>	35.363	<b>210</b>	215
5	2:23.503	1:22.706	159	22.385	118	38.412	206		13	1:30.146	29.290	102	24.555	177	36.301	208	<b>217</b>
6	1:23.719	26.276	161	21.857	195	35.586	207	213	14	1:23.471	25.909	163	22.038	193	35.524	208	215
7	1:23.236	26.112	162	21.684	195	35.440	206	214	<b>15</b>	<b>1:22.625</b>	<b>25.837</b>	<b>164</b>	<b>21.554</b>	197	<b>35.234</b>	208	215
8	1:34.338	30.188	151	24.724	168	39.426		189									

<b>28</b>	Janneau Esmeijer, NLD ,								<b>theoretical besttime: 1:22.684</b>								
1	1:35.619	35.956	157	23.725	191	35.938	205		8	1:23.068	<b>25.894</b>	163	21.624	199	35.550	208	215
2	1:23.883	26.481	162	21.801	195	35.601	206	209	9	1:23.225	26.085	164	21.640	199	35.500	<b>212</b>	215
3	1:22.854	26.062	162	21.618	196	<b>35.174</b>	207	214	10	1:23.930	26.071	163	21.742	198	36.117		<b>220</b>
4	<b>1:22.845</b>	25.998	163	<b>21.616</b>	195	35.231	207	213	11	2:07.928	1:10.328	160	21.734	198	35.866	208	
5	1:22.955	25.913	162	21.652	195	35.390	207	214	12	1:24.111	26.060	164	21.675	199	36.376	210	215
6	1:49.354	43.561	106	28.847	152	36.946		214									
7	7:37.436	6:40.222	159	21.965	195	35.249	208										

<b>30</b>	Jason Kremer, DEU ,								<b>theoretical besttime: 1:23.120</b>								
1	1:37.739	36.927	146	23.843	190	36.969	206		9	1:35.486	28.942	160	23.585	177	42.959		204
2	1:24.234	26.579	161	22.078	195	35.577	206	211	10	5:46.671	4:48.043	160	22.535	194	36.093	205	
3	1:23.898	26.556	162	21.845	197	35.497	205	213	11	1:23.385	26.020	162	<b>21.743</b>	196	35.622	207	211
4	1:25.464	27.009	159	22.707	193	35.748	206	211	12	1:23.896	26.179	162	21.754	197	35.963	206	<b>214</b>
5	1:23.643	26.206	162	21.842	194	35.595	205	213	13	1:26.456	26.682	160	22.595	178	37.179	207	213
6	1:24.515	26.857	159	22.046	195	35.612	204	212	14	1:23.501	26.035	161	21.788	197	35.678	<b>207</b>	212
7	1:23.663	26.241	163	21.936	195	<b>35.486</b>	207	211	15	1:24.452	<b>25.891</b>	<b>165</b>	21.820	<b>198</b>	36.741	206	214
8	<b>1:23.375</b>	26.042	162	21.797	196	35.536	206	212									



# ADAC Formel 4

## Lap analysis Free Practice 2



Provisional

**DMSB** Reg. Nr.: 174/15



Lausitzring, Length: 3442 m  
Air temperature: 32.7°C  
Track temperature: 45.4°C  
Weather condition: Dry

Friday 3.7.2015 11:25

Lap	Time	SE1	SP1	SE2	SP2	SE3	SP3	TSP	Lap	Time	SE1	SP1	SE2	SP2	SE3	SP3	TSP
<b>31</b>	Yan Leon Shlom, RUS ,								<b>theoretical besttime: 1:23.869</b>								
1	1:43.258	38.756	141	24.654	157	39.848	194		9	1:24.257	26.391	162	22.050	195	35.816	206	210
2	1:26.438	27.641	160	22.697	194	36.100	207	202	10	1:25.780	27.488	160	22.353	195	35.939	206	212
3	1:24.952	26.646	162	22.003	197	36.303	208	213	11	1:24.840	26.605	162	22.088	196	36.147	208	212
4	1:24.362	26.574	163	22.009	197	35.779	208	216	12	1:24.416	26.298	162	<b>21.937</b>	<b>197</b>	36.181	<b>209</b>	215
5	1:24.398	26.469	162	22.178	195	35.751	206	215	13	1:24.176	26.232	163	22.051	197	35.893	207	<b>216</b>
6	1:24.851	26.707	160	22.199	195	35.945	205	213	<b>14</b>	<b>1:24.059</b>	<b>26.212</b>	<b>163</b>	22.077	196	35.770	208	213
7	1:27.398	26.848	161	22.191	192	38.359		212									
8	6:24.929	5:26.751	156	22.458	194	<b>35.720</b>	205										

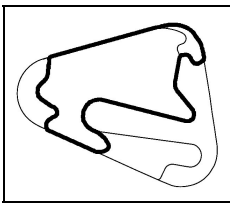
Lap	Time	SE1	SP1	SE2	SP2	SE3	SP3	TSP	Lap	Time	SE1	SP1	SE2	SP2	SE3	SP3	TSP
<b>33</b>	Jan Jonck, DNK ,								<b>theoretical besttime: 1:23.368</b>								
1	2:01.116	58.722	149	24.699	176	37.695	203		9	1:24.284	26.619	161	22.061	194	35.604	206	212
2	1:28.825	28.045	158	22.955	194	37.825	150	210	10	1:23.999	26.475	162	22.047	195	35.477	207	212
3	1:30.162	29.534	162	22.365	194	38.263		146	11	1:23.887	26.373	162	21.857	<b>196</b>	35.657	207	212
4	3:09.020	2:07.368	154	23.264	186	38.388	205		12	1:23.922	26.425	162	21.908	196	35.589	207	213
5	1:23.851	26.395	162	22.199	193	<b>35.257</b>	205	212	<b>13</b>	<b>1:23.586</b>	<b>26.286</b>	162	<b>21.825</b>	195	35.475	207	213
6	1:24.045	26.338	161	22.046	195	35.661	<b>208</b>	212	14	1:23.594	26.380	<b>162</b>	21.937	196	35.277	208	213
7	1:43.063	28.071	138	24.998	177	49.994		<b>216</b>									
8	5:13.483	4:15.492	159	22.288	194	35.703	206										

Lap	Time	SE1	SP1	SE2	SP2	SE3	SP3	TSP	Lap	Time	SE1	SP1	SE2	SP2	SE3	SP3	TSP
<b>34</b>	Toni Wolf, DEU ,								<b>theoretical besttime: 1:23.502</b>								
1	1:38.437	35.385	136	24.926	162	38.126	197		9	1:23.883	26.587	<b>165</b>	21.945	198	<b>35.351</b>	212	217
2	1:25.230	27.384	162	22.181	198	35.665	210	199	10	1:23.799	26.503	160	21.844	<b>200</b>	35.452	211	218
3	1:24.199	26.629	164	21.933	199	35.637	211	217	11	1:23.765	26.460	164	21.953	199	35.352	211	218
4	1:24.704	26.916	163	22.077	198	35.711	<b>214</b>	218	12	1:23.865	26.537	165	<b>21.800</b>	199	35.528	210	218
5	1:24.841	26.638	163	22.455	195	35.748	210	<b>221</b>	13	1:23.726	26.388	164	21.874	199	35.464	210	217
6	1:28.638	26.734	164	22.051	198	39.853		217	<b>14</b>	<b>1:23.538</b>	<b>26.351</b>	164	21.812	200	35.375	212	218
7	7:44.716	6:46.740	160	22.161	197	35.815	209										
8	1:24.499	26.837	163	22.060	198	35.602	211	215									

Lap	Time	SE1	SP1	SE2	SP2	SE3	SP3	TSP	Lap	Time	SE1	SP1	SE2	SP2	SE3	SP3	TSP
<b>35</b>	Carrie Schreiner, DEU ,								<b>theoretical besttime: 1:23.859</b>								
1	2:14.316	1:09.042	131	24.935	167	40.339	174		9	6:16.408	5:16.132	137	23.846	195	36.430	207	
2	1:28.914	29.377	160	23.235	194	36.302	205	169	10	1:24.964	26.866	161	22.284	194	35.814	207	214
3	1:26.877	28.069	161	22.459	192	36.349	206	212	<b>11</b>	<b>1:23.859</b>	<b>26.555</b>	162	<b>21.782</b>	<b>197</b>	<b>35.522</b>	208	214
4	1:25.544	27.068	162	22.369	191	36.107	208	213	12	1:25.028	26.657	163	21.963	196	36.408	205	215
5	1:27.025	27.470	160	23.083	194	36.472	<b>209</b>	215	13	1:32.590	27.745	129	26.709	175	38.136	207	214
6	1:26.599	27.888	162	22.715	191	35.996	206	<b>217</b>	14	1:24.874	26.661	<b>163</b>	21.955	194	36.258	207	214
7	1:24.439	26.567	161	22.136	193	35.736	206	212									
8	1:39.475	26.782	160	25.513	180	47.180		212									

Lap	Time	SE1	SP1	SE2	SP2	SE3	SP3	TSP	Lap	Time	SE1	SP1	SE2	SP2	SE3	SP3	TSP
<b>36</b>	Joey Mawson, AUS ,								<b>theoretical besttime: 1:22.746</b>								
1	1:41.614	41.918	152	22.860	194	36.836	207		9	5:32.234	4:33.057	154	22.592	189	36.585	194	
2	1:24.577	26.936	163	22.120	198	35.521	209	210	10	1:26.776	27.901	160	22.172	192	36.703	209	190
3	1:23.168	26.084	164	21.749	197	35.335	209	217	<b>11</b>	<b>1:22.773</b>	<b>25.840</b>	164	21.676	198	<b>35.257</b>	208	214
4	1:24.040	26.591	164	21.962	197	35.487	<b>212</b>	216	12	1:22.884	25.964	164	<b>21.649</b>	<b>199</b>	35.271	210	215
5	1:48.767	33.421	73	28.949	189	46.397	208	<b>220</b>	13	1:55.461	26.654	120	39.731	111	49.076	209	216
6	1:23.174	26.127	164	21.738	198	35.309	208	214	14	1:30.018	32.154	150	22.261	198	35.603	209	216
7	1:23.835	26.023	<b>165</b>	22.197	192	35.615	209	215									
8	1:26.569	26.527	157	21.907	198	38.135		215									

Lap	Time	SE1	SP1	SE2	SP2	SE3	SP3	TSP	Lap	Time	SE1	SP1	SE2	SP2	SE3	SP3	TSP
<b>38</b>	Luca Engstler, DEU ,								<b>theoretical besttime: 1:24.332</b>								
1	1:47.190	46.510	156	23.035	194	37.645	210		9	1:25.001	26.824	163	22.088	194	36.089	208	214
2	1:26.721	27.941	162	22.481	197	36.299	208	194	10	1:24.711	26.791	162	21.919	196	36.001	207	214
3	1:25.387	27.255	162	22.111	196	36.021	208	215	11	1:33.021	31.064	154	24.408	187	37.549	208	213
4	<b>1:24.478</b>	26.617	163	21.984	198	<b>35.877</b>	210	215	12	1:43.081	43.525	152	22.792	<b>198</b>	36.764	207	<b>217</b>
5	1:24.523	26.706	163	<b>21.912</b>	196	35.905	207	216	13	1:25.041	27.025	162	22.076	196	35.940	207	214
6	1:24.963	26.887	162	22.065	197	36.011	206	216	14	1:29.454	<b>26.543</b>	163	22.292	190	40.619	<b>211</b>	214
7	1:29.882	26.860	<b>164</b>	22.722	188	40.300		213									
8	6:27.109	5:28.698	160	22.329	194	36.082	208										



# ADAC Formel 4

## Lap analysis Free Practice 2



Provisional

**DMSB** Reg. Nr.: 174/15



Lausitzring, Length: 3442 m  
Air temperature: 32.7°C  
Track temperature: 45.4°C  
Weather condition: Dry

Friday 3.7.2015 11:25

Lap	Time	SE1	SP1	SE2	SP2	SE3	SP3	TSP	Lap	Time	SE1	SP1	SE2	SP2	SE3	SP3	TSP
-----	------	-----	-----	-----	-----	-----	-----	-----	-----	------	-----	-----	-----	-----	-----	-----	-----

### 44 Glenn Rupp, DEU ,

**theoretical besttime: 1:23.449**

1	1:55.622	56.962	157	22.566	193	36.094	207		9	1:27.071	29.172	154	22.401	194	35.498	207	213
2	1:25.274	27.763	160	21.963	198	35.548	207	215	10	1:23.613	<b>26.315</b>	162	21.926	197	35.372	207	214
3	1:23.738	26.459	162	21.856	198	35.423	206	215	<b>11</b>	<b>1:23.608</b>	26.435	163	<b>21.771</b>	197	35.402	207	214
4	1:24.151	26.449	<b>164</b>	22.028	197	35.674	209	214	12	1:23.857	26.363	162	21.948	197	35.546	207	213
5	1:25.741	26.535	162	22.069	197	37.137	205	216	13	1:33.710	26.651	163	24.001	107	43.058	208	214
6	1:24.201	26.457	163	22.268	197	35.476	206	214	14	1:23.789	26.548	163	21.878	<b>199</b>	<b>35.363</b>	<b>209</b>	<b>216</b>
7	1:28.851	26.547	162	22.149	195	40.155		213									
8	7:15.893	6:17.284	156	23.076	194	35.533	207										

### 46 Mauro Auricchio, BRA ,

**theoretical besttime: 1:23.914**

1	1:44.203	39.230	137	24.448	159	40.525	195		9	1:24.592	26.791	162	21.956	195	35.845	207	210
2	1:26.929	27.657	163	22.386	193	36.886	208	205	10	1:24.700	26.711	<b>163</b>	22.150	197	35.839	208	213
3	1:24.485	26.767	163	22.012	197	35.706	208	214	11	1:24.561	27.029	162	21.865	197	<b>35.667</b>	207	215
4	1:24.249	26.649	163	21.919	196	35.681	<b>210</b>	215	<b>12</b>	<b>1:23.957</b>	<b>26.512</b>	162	<b>21.735</b>	<b>198</b>	35.710	208	213
5	1:24.444	26.524	163	22.021	196	35.899	208	<b>217</b>	13	1:25.100	27.180	163	21.989	196	35.931	207	214
6	1:36.248	26.703	160	22.032	197	47.513	196	214	14	1:24.688	26.530	163	22.038	194	36.120	206	214
7	1:32.128	28.953	160	22.782	183	40.393		201									
8	6:25.079	5:26.296	159	22.804	190	35.979	205										

### 55 Marylin Niederhauser, CHE ,

**theoretical besttime: 1:26.078**

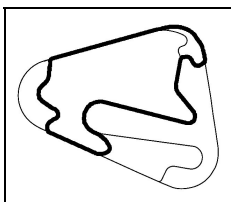
1	2:08.306	1:04.096	154	25.694	172	38.516	203		9	4:20.058	3:19.938	156	23.305	191	36.815	205	
2	1:29.435	28.816	158	23.506	191	37.113	203	210	10	1:28.203	28.123	158	23.064	189	37.016	206	211
3	1:28.397	28.150	158	23.134	193	37.113	203	210	11	1:26.761	27.709	160	22.718	193	<b>36.334</b>	206	212
4	1:28.557	28.469	159	23.396	189	36.692	205	209	12	1:26.825	27.384	159	<b>22.552</b>	<b>195</b>	36.889	<b>208</b>	213
5	1:27.778	28.035	158	22.931	192	36.812	203	211	13	1:52.485	<b>27.192</b>	160	22.555	195	1:02.738	200	<b>215</b>
6	1:27.875	27.840	159	23.521	191	36.514	205	210	14	1:26.873	27.745	159	22.579	192	36.549	204	207
7	<b>1:26.478</b>	27.364	158	22.731	193	36.383	203	212	15	1:27.471	27.540	<b>160</b>	22.645	194	37.286	206	211
8	1:41.657	27.738	150	24.711	185	49.208		210									

### 77 Job Van Uitert, NLD ,

**theoretical besttime: 1:23.517**

1	1:46.851	46.045	150	23.106	196	37.700	195		10	3:51.525	2:52.944	159	22.398	198	36.183	210	
2	1:26.474	27.898	162	22.666	193	35.910	209	191	11	1:24.217	26.722	161	22.015	198	35.480	211	215
3	1:25.074	26.926	160	22.239	197	35.909	211	214	12	1:24.875	26.738	159	22.449	196	35.688	211	217
4	1:24.739	26.990	161	21.982	196	35.767	211	216	13	1:24.495	26.692	161	22.165	<b>201</b>	35.638	209	215
5	1:23.974	26.493	161	21.904	198	35.577	211	217	14	1:23.860	<b>26.458</b>	162	<b>21.827</b>	200	35.575	210	216
6	1:24.947	26.697	163	22.147	198	36.103	207	214	15	1:24.145	26.583	163	21.949	197	35.613	208	<b>218</b>
7	1:24.778	27.086	163	21.991	196	35.701	209	214	<b>16</b>	<b>1:23.739</b>	26.550	<b>163</b>	21.957	198	<b>35.232</b>	<b>211</b>	215
8	1:24.679	26.757	161	22.123	197	35.799	207	216									
9	1:32.542	26.919	162	22.475	195	43.148		214									





Lausitzring, Length: 3442 m  
 Air temperature: 32.7°C  
 Track temperature: 45.5°C  
 Weather condition: Dry

# ADAC Formel 4

## Vmax list Free Practice 2

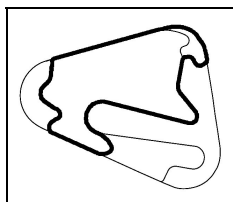
Provisional

**DMSB** Reg. Nr.: 174/15

Friday 3.7.2015 11:25



Nr	Team, Car, Driver, Nat	Top speed
34	<b>ADAC Formel 4 powered by Abarth</b> Wolf Toni , DEU	221,34 km/h
28	<b>HTP Juniorteam, ADAC Formel 4 powered by Abarth</b> Esmeijer Janneau , NLD	220,11 km/h
36	<b>Van Amersfoort Racing, ADAC Formel 4 powered by Abarth</b> Mawson Joey , AUS	219,98 km/h
4	<b>Mücke-Motorsport, ADAC Formel 4 powered by Abarth</b> Shwartzman Robert , RUS	219,89 km/h
7	<b>Motopark, ADAC Formel 4 powered by Abarth</b> Eriksson Joel , SWE	219,40 km/h
21	<b>Liqui Moly Team Engstler, ADAC Formel 4 powered by Abarth</b> Halder Michelle , DEU	219,04 km/h
8	<b>Motopark, ADAC Formel 4 powered by Abarth</b> Fittje Jannes , DEU	218,99 km/h
9	<b>Motopark, ADAC Formel 4 powered by Abarth</b> Cecotto Jonathan , VEN	218,81 km/h
17	<b>Jenzer Motorsport, ADAC Formel 4 powered by Abarth</b> Hoti Arlind , DEU	218,64 km/h
13	<b>Team piro sports, ADAC Formel 4 powered by Abarth</b> Piro Cedric , DEU	218,46 km/h
2	<b>Neuhauser Racing Team, ADAC Formel 4 powered by Abarth</b> Zimmermann Tim , DEU	218,15 km/h
10	<b>Motopark, ADAC Formel 4 powered by Abarth</b> Waldherr Michael , DEU	218,10 km/h
77	<b>Job van Uitert, ADAC Formel 4 powered by Abarth</b> Van Uitert Job , NLD	218,02 km/h
6	<b>Mücke-Motorsport, ADAC Formel 4 powered by Abarth</b> Ortmann Mike David , DEU	217,75 km/h
5	<b>Mücke-Motorsport, ADAC Formel 4 powered by Abarth</b> Beckmann David , DEU	217,71 km/h
20	<b>SMG Swiss Motorsport Group, ADAC Formel 4 powered by Abarth</b> Rogivue Nikolaj , CHE	217,66 km/h
27	<b>HTP Juniorteam, ADAC Formel 4 powered by Abarth</b> Dienst Marvin , DEU	217,40 km/h
16	<b>Jenzer Motorsport, ADAC Formel 4 powered by Abarth</b> Böckmann Marek , DEU	217,22 km/h
1	<b>Neuhauser Racing Team, ADAC Formel 4 powered by Abarth</b> Schramm Kim Luis , DEU	216,83 km/h
35	<b>HTP Juniorteam, ADAC Formel 4 powered by Abarth</b> Schreiner Carrie , DEU	216,83 km/h
38	<b>Liqui Moly Team Engstler, ADAC Formel 4 powered by Abarth</b> Engstler Luca , DEU	216,70 km/h



Lausitzring, Length: 3442 m

Air temperature: 32.7°C

Track temperature: 45.5°C

Weather condition: Dry

# ADAC Formel 4

## Vmax list Free Practice 2

Provisional

**DMSB** Reg. Nr.: 174/15

Friday 3.7.2015 11:25



Nr	Team, Car, Driver, Nat	Top speed
46	<b>Team Scheider, ADAC Formel 4 powered by Abarth</b> Auricchio Mauro , BRA	216,65 km/h
31	<b>Team Scheider, ADAC Formel 4 powered by Abarth</b> Shlom Yan Leon , RUS	216,09 km/h
25	<b>Van Amersfoort Racing, ADAC Formel 4 powered by Abarth</b> Schumacher Mick , DEU	216,00 km/h
33	<b>RS Competition, ADAC Formel 4 powered by Abarth</b> Jonck Jan , DNK	215,96 km/h
44	<b>RS Competition, ADAC Formel 4 powered by Abarth</b> Rupp Glenn , DEU	215,74 km/h
24	<b>Robin Brezina, ADAC Formel 4 powered by Abarth</b> Brezina Robin , DEU	215,65 km/h
18	<b>SMG Swiss Motorsport Group, ADAC Formel 4 powered by Abarth</b> Maggi Giorgio , CHE	215,22 km/h
55	<b>Race Performance, ADAC Formel 4 powered by Abarth</b> Niederhauser Marylin , CHE	215,01 km/h
26	<b>Van Amersfoort Racing, ADAC Formel 4 powered by Abarth</b> Newey Harrison , GBR	214,96 km/h
14	<b>Jenzer Motorsport, ADAC Formel 4 powered by Abarth</b> Müller-Crepon Moritz , DEU	214,45 km/h
15	<b>Jenzer Motorsport, ADAC Formel 4 powered by Abarth</b> Kolkmann David , DEU	214,45 km/h
3	<b>Mücke-Motorsport, ADAC Formel 4 powered by Abarth</b> Mazatis Benjamin , DEU	214,36 km/h
30	<b>Team Scheider, ADAC Formel 4 powered by Abarth</b> Kremer Jason , DEU	214,11 km/h