

ADAC Formel 4

Result List Free Practice 1



Provisional

DMSB Reg. Nr.: 174/15

Friday 3.7.2015 08:00



Lausitzring, Length: 3442 m

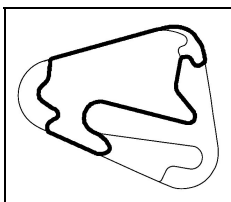
Air temperature: 26.1°C

Track temperature: 31.3°C

Weather condition: Dry

started : 34 classified : 34 not classified : 0

#	Competitor	Sponsor	Lap	Best Time	Gap	Diff	Kph	Day Time
Cl.	Drivers	Car						
1	36 Van Amersfoort Racing J.Mawson(AUS)	ADAC Formel 4 powered by Abarth	16	1:21.886			151,3	8:25:46
2	27 HTP Juniorteam M.Dienst(DEU)	ADAC Formel 4 powered by Abarth	12	1:22.087	0.201	0.201	151,0	8:21:33
3	5 ADAC Berlin-Brandenburg e.V. R D.Beckmann(DEU)	ADAC Formel 4 powered by Abarth	10	1:22.269	0.383	0.182	150,6	8:15:17
4	25 Van Amersfoort Racing R M.Schumacher(DEU)	ADAC Formel 4 powered by Abarth	15	1:22.477	0.591	0.208	150,2	8:26:15
5	4 ADAC Berlin-Brandenburg e.V. R.Shwartzman(RUS)	ADAC Formel 4 powered by Abarth	11	1:22.519	0.633	0.042	150,2	8:20:03
6	7 Motopark J.Eriksson(SWE)	ADAC Formel 4 powered by Abarth	6	1:22.526	0.640	0.007	150,1	8:09:59
7	28 HTP Juniorteam J.Esmeijer(NLD)	ADAC Formel 4 powered by Abarth	10	1:22.551	0.665	0.025	150,1	8:16:42
8	6 ADAC Berlin-Brandenburg e.V. R M.Ortmann(DEU)	ADAC Formel 4 powered by Abarth	10	1:22.557	0.671	0.006	150,1	8:18:17
9	13 Team piroports C.Piro(DEU)	ADAC Formel 4 powered by Abarth	13	1:22.597	0.711	0.040	150,0	8:21:17
10	8 Motopark R J.Fittje(DEU)	ADAC Formel 4 powered by Abarth	14	1:22.599	0.713	0.002	150,0	8:24:12
11	9 Motopark R J.Cecotto(VEN)	ADAC Formel 4 powered by Abarth	10	1:22.634	0.748	0.035	150,0	8:15:08
12	16 Jenzer Motorsport M.Böckmann(DEU)	ADAC Formel 4 powered by Abarth	16	1:22.649	0.763	0.015	149,9	8:25:10
13	26 Van Amersfoort Racing H.Newey(GBR)	ADAC Formel 4 powered by Abarth	15	1:22.681	0.795	0.032	149,9	8:24:14
14	15 Jenzer Motorsport D.Kolkmann(DEU)	ADAC Formel 4 powered by Abarth	15	1:22.809	0.923	0.128	149,6	8:26:09
15	3 ADAC Berlin-Brandenburg e.V. R B.Mazatis(DEU)	ADAC Formel 4 powered by Abarth	13	1:22.831	0.945	0.022	149,6	8:23:15
16	10 Motopark M.Waldherr(DEU)	ADAC Formel 4 powered by Abarth	13	1:22.898	1.012	0.067	149,5	8:23:52
17	30 Team Scheider J.Kremer(DEU)	ADAC Formel 4 powered by Abarth	14	1:22.899	1.013	0.001	149,5	8:24:05
18	18 SMG Swiss Motorsport Group G.Maggi(CHE)	ADAC Formel 4 powered by Abarth	11	1:22.991	1.105	0.092	149,3	8:23:48
19	17 Jenzer Motorsport R A.Hoti(DEU)	ADAC Formel 4 powered by Abarth	8	1:23.098	1.212	0.107	149,1	8:16:11
20	44 RS Competition R G.Rupp(DEU)	ADAC Formel 4 powered by Abarth	17	1:23.173	1.287	0.075	149,0	8:24:43
21	34 Team piroports R T.Wolf(DEU)	ADAC Formel 4 powered by Abarth	14	1:23.212	1.326	0.039	148,9	8:24:26
22	2 Neuhauser Racing T.Zimmermann(DEU)	ADAC Formel 4 powered by Abarth	5	1:23.249	1.363	0.037	148,8	8:07:31
23	1 Neuhauser Racing K.Schramm(DEU)	ADAC Formel 4 powered by Abarth	12	1:23.329	1.443	0.080	148,7	8:21:09
24	33 RS-Competition J.Jonck(DNK)	ADAC Formel 4 powered by Abarth	7	1:23.345	1.459	0.016	148,7	8:10:51
25	20 SMG Swiss Motorsport Group N.Rogivue(CHE)	ADAC Formel 4 powered by Abarth	9	1:23.389	1.503	0.044	148,6	8:18:24



ADAC Formel 4

Result List Free Practice 1



Provisional

DMSB Reg. Nr.: 174/15

Friday 3.7.2015 08:00



Lausitzring, Length: 3442 m

Air temperature: 26.1°C

Track temperature: 31.3°C

Weather condition: Dry

started : 34 classified : 34 not classified : 0

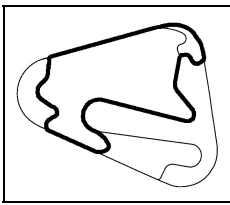
#	Competitor	Sponsor	Lap	Best Time	Gap	Diff	Kph	Day Time
Cl.	Drivers	Car						
26	14 Jenzer Motorsport GmbH M.Müller-Crepon(DEU)	ADAC Formel 4 powered by Abarth	13	1:23.615	1.729	0.226	148,2	8:23:10
27	38 Liqui Moly Team Engstler R L.Engstler(DEU)	ADAC Formel 4 powered by Abarth	14	1:23.876	1.990	0.261	147,7	8:25:26
28	46 Team Scheider M.Auricchio(BRA)	ADAC Formel 4 powered by Abarth	11	1:23.894	2.008	0.018	147,7	8:18:31
29	77 Job van Uiter R J.Van Uiter(NLD)	ADAC Formel 4 powered by Abarth	16	1:23.944	2.058	0.050	147,6	8:23:40
30	35 HTP Juniorteam R C.Schreiner(DEU)	ADAC Formel 4 powered by Abarth	15	1:24.025	2.139	0.081	147,5	8:25:55
31	24 Robin Brezina R R.Brezina(DEU)	ADAC Formel 4 powered by Abarth	14	1:24.109	2.223	0.084	147,3	8:23:55
32	31 Team Scheider R Y.Shlom(RUS)	ADAC Formel 4 powered by Abarth	10	1:24.241	2.355	0.132	147,1	8:15:59
33	21 Liqui Moly Team Engstler R M.Halder(DEU)	ADAC Formel 4 powered by Abarth	10	1:25.215	3.329	0.974	145,4	8:15:25
34	55 Race Performance R M.Niederhauser(CHE)	ADAC Formel 4 powered by Abarth	14	1:28.015	6.129	2.800	140,8	8:24:03

Subject to final scrutineering!

Publications Time:

Clerk of the course:

Time Keeping:



ADAC Formel 4

Lap analysis Free Practice 1



Provisional

DMSB Reg. Nr.: 174/15

Friday 3.7.2015 08:00



Lausitzring, Length: 3442 m
Air temperature: 26.1°C
Track temperature: 31.3°C
Weather condition: Dry

Lap	Time	SE1	SP1	SE2	SP2	SE3	SP3	TSP	Lap	Time	SE1	SP1	SE2	SP2	SE3	SP3	TSP
-----	------	-----	-----	-----	-----	-----	-----	-----	-----	------	-----	-----	-----	-----	-----	-----	-----

7 Joel Eriksson, SWE ,

theoretical besttime: 1:22.317

1	2:43.180	1:32.753	125	28.626	139	41.801	163		9	1:29.144	26.137	161	24.065	199	38.942	210	216
2	1:36.306	30.053	128	26.100	145	40.153	161	164	10	1:27.008	26.381	163	21.603	199	39.024		216
3	1:27.432	28.750	160	22.865	189	35.817	202	165	11	4:11.960	3:13.018	157	22.720	176	36.222	205	
4	1:23.863	26.454	163	21.844	177	35.565	208	208	12	1:29.539	26.641	161	24.425	178	38.473	210	210
5	1:25.998	26.166	161	21.608	200	38.224	209	214	13	1:22.695	25.965	163	21.598		35.132	212	215
6	1:22.526	25.933	163	21.402	200	35.191	208	215	14	1:23.170	26.367	163	21.642	201	35.161	210	219
7	1:22.547	25.937	164	21.526	200	35.084	209	215	15	1:23.217	26.168	165	21.580	202	35.469	212	219
8	1:22.767	25.831	164	21.659	199	35.277	209	215									

8 Jannes Fittje, DEU ,

theoretical besttime: 1:22.455

1	2:50.627	1:39.033	125	27.522	126	44.072			9	1:23.124	26.343	164	21.640	198	35.141	209	217
2	2:31.058	1:29.419	146	24.011	171	37.628	199		10	1:22.637	26.022	165	21.605	200	35.010	212	216
3	1:26.801	27.651	161	22.636	178	36.514	207	195	11	1:25.536	28.463	163	21.856	198	35.217	208	218
4	1:24.176	26.636	163	22.036	200	35.504	209	213	12	1:32.396	26.094	165	21.525	200	44.777		217
5	1:23.542	26.320	163	21.862	200	35.360	209	215	13	3:18.734	2:14.867	112	26.858	152	37.009	211	
6	1:23.097	26.146	165	21.619	200	35.332	208	216	14	1:22.599	26.151	163	21.511	202	34.937	211	219
7	1:24.478	26.084	167	22.405	201	35.989	209	216	15	1:22.623	26.026	166	21.675	201	34.922	212	219
8	1:23.298	26.270	165	21.669	198	35.359	210	217									

9 Jonathan Cecotto, VEN ,

theoretical besttime: 1:22.565

1	2:15.194	1:11.642	140	25.835	161	37.717	206		10	1:22.634	26.184	166	21.463	199	34.987	210	218
2	1:28.906	28.481	162	22.913	194	37.512	207	210	11	1:22.702	26.163	163	21.489	200	35.050	209	217
3	1:26.419	28.201	163	22.294	200	35.924	209	212	12	1:36.907	39.133	162	22.665	200	35.109	211	216
4	1:23.682	26.509	164	21.778	200	35.395	209	215	13	1:23.095	26.274	164	21.748	200	35.073	210	217
5	1:23.731	26.857	162	21.673	201	35.201	215	215	14	1:29.559	29.286	161	21.997	199	38.276		216
6	1:23.282	26.557	165	21.580	202	35.145	210	220	15	2:27.003	1:29.006	163	22.168	194	35.829	210	
7	1:23.178	26.527	165	21.415	200	35.236	209	219	16	1:23.513	26.480	164	21.795	199	35.238	210	218
8	1:35.928	35.961	162	24.116	169	35.851	210	217	17	1:23.224	26.582	162	21.551	202	35.091	209	216
9	1:25.024	27.926	163	21.783	199	35.315	212	217									

10 Michael Waldherr, DEU ,

theoretical besttime: 1:22.847

1	2:37.514	1:21.502	110	32.478	127	43.534	177		9	1:38.390	38.529	166	21.927	199	37.934		216
2	1:38.699	30.577	142	26.244	135	41.878	194	175	10	4:57.353	4:00.538	164	21.606	201	35.209	211	
3	1:33.510	30.025	141	24.003	168	39.482	181	194	11	1:23.967	27.010	166	21.758	201	35.199	211	217
4	1:30.322	28.235	153	23.680	172	38.407	180	192	12	1:25.679	27.984	162	22.491	200	35.204	211	217
5	1:26.507	27.606	165	22.567	196	36.334	200	192	13	1:22.898	26.042	164	21.637	200	35.219	210	217
6	1:30.658	28.644	128	23.460	152	38.554	210	196	14	1:23.024	26.042	165	21.675	200	35.307	209	217
7	1:23.864	26.188	164	22.094	200	35.582	210	217									
8	1:23.426	26.315	164	21.820	200	35.291	210	215									

13 Cedric Piro, DEU ,

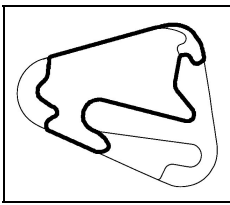
theoretical besttime: 1:22.510

1	2:11.597	1:02.486	104	29.129	121	39.982	189		10	1:22.598	26.138	165	21.510	199	34.950	209	214
2	1:32.780	31.278	110	24.405	194	37.097	207	173	11	1:22.685	26.192	165	21.575	198	34.918	210	216
3	1:27.445	29.112	159	22.385	198	35.948	209	214	12	1:23.264	26.581	165	21.731	198	34.952	209	218
4	1:24.911	27.363	164	21.970	200	35.578	211	216	13	1:22.597	26.133	164	21.570	199	34.894	212	216
5	1:24.314	27.028	164	21.807	201	35.479	209	218	14	1:23.239	26.449	160	21.691	199	35.099	209	219
6	1:24.077	26.589	165	22.249	199	35.239	209	216	15	1:23.072	26.106	165	21.649	200	35.317	208	216
7	1:23.842	26.322	165	21.756	198	35.764	213	216	16	1:23.139	26.521	163	21.511	200	35.107	210	215
8	1:26.855	26.443	164	21.761	198	38.651		220									
9	3:30.612	2:33.653	163	21.770	196	35.189	208										

14 Moritz Müller-Crepon, DEU ,

theoretical besttime: 1:23.334

1	2:02.792	53.545	125	26.743	175	42.504	184		9	1:24.297	26.442	162	21.810	197	36.045	207	214
2	1:31.642	30.232	152	23.879	191	37.531	204	186	10	1:23.808	26.433	162	21.781	197	35.594	209	213
3	1:27.194	28.314	158	22.556	194	36.324	206	210	11	1:24.142	26.268	162	21.869	199	36.005	208	216
4	1:27.883	28.944	141	23.239	191	35.700	205	206	12	1:27.229	26.397	163	22.026	197	38.806	211	216



ADAC Formel 4

Lap analysis Free Practice 1



Provisional

DMSB Reg. Nr.: 174/15

Friday 3.7.2015 08:00



Lausitzring, Length: 3442 m
Air temperature: 26.1°C
Track temperature: 31.3°C
Weather condition: Dry

Lap	Time	SE1	SP1	SE2	SP2	SE3	SP3	TSP	Lap	Time	SE1	SP1	SE2	SP2	SE3	SP3	TSP
5	1:27.074	27.841	160	22.635	196	36.598	209	215	14	1:25.636	27.141	160	22.317	195	36.178	211	215
6	1:25.737	27.249	161	22.269	197	36.219	209	216	15	1:26.267	27.429	161	22.809	195	36.029	208	217
7	1:25.660	27.140	161	22.371	198	36.149	208	213	16	1:25.817	27.367	160	22.365	196	36.085	207	214
8	1:25.498	27.202	161	22.237	196	36.059	207	214	17	1:25.239	27.035	161	22.193	195	36.011	207	213
9	1:26.074	27.136	161	22.308	196	36.630	209	214									

24 Robin Brezina, DEU ,

theoretical besttime: 1:24.109

1	2:21.326	1:07.607	114	31.198	137	42.521	193		9	1:25.509	27.474	162	22.108	199	35.927	207	215
2	1:34.345	31.541	154	25.392	182	37.412	207	201	10	1:26.053	27.496	161	22.556	198	36.001	207	212
3	1:27.421	28.059	160	22.941	195	36.421	207	212	11	1:26.355	27.827	161	22.716	198	35.812	208	214
4	1:28.416	28.279	161	22.650	196	37.487	180	212	12	1:24.778	27.178	162	22.027	201	35.573	208	217
5	1:29.515	31.053	161	22.359	197	36.103	206	175	13	1:24.762	27.265	162	21.905	198	35.592	208	214
6	1:26.566	27.796	161	22.453	197	36.317	208	213	14	1:24.109	26.880	161	21.885	199	35.344	207	214
7	1:29.451	27.517	162	23.115	199	38.819		215	15	1:25.605	26.985	161	22.651	194	35.969	204	215
8	4:06.696	3:07.335	161	22.789	196	36.572	209										

25 Mick Schumacher, DEU ,

theoretical besttime: 1:22.477

1	1:48.002	44.719	105	25.106	147	38.177	198		9	1:23.356	26.060	164	21.753	198	35.543	208	216
2	1:27.514	28.038	161	22.425	196	37.051	208	205	10	1:24.705	26.068	163	21.672	197	36.965		214
3	1:25.160	26.692	164	22.511	195	35.957	208	215	11	6:10.230	5:12.572	161	22.140	196	35.518	207	
4	1:23.969	26.324	163	21.880	198	35.765	208	214	12	1:22.967	26.269	163	21.589	198	35.109	208	213
5	1:23.787	26.591	164	21.763	199	35.433	203	214	13	1:22.866	26.214	163	21.543	198	35.109	207	215
6	1:29.192	30.231	161	23.000	186	35.961	207	182	14	1:23.324	26.140	163	22.042	196	35.142	207	214
7	1:23.759	26.308	162	21.933	200	35.518	209	214	15	1:22.477	25.956	163	21.495	199	35.026	208	213
8	1:23.849	26.301	165	21.951	198	35.597	209	215									

26 Harrison Newey, GBR ,

theoretical besttime: 1:22.513

1	1:49.681	44.349	113	24.664	142	40.668			9	1:23.054	26.125	164	21.614	199	35.315	208	215
2	3:43.003	2:41.820	156	24.212	192	36.971	203		10	1:23.214	26.026	163	22.101	199	35.087	208	215
3	1:25.812	27.315	159	22.369	193	36.128	207	207	11	1:22.874	26.036	164	21.632	198	35.206	209	214
4	1:24.854	26.698	162	22.756	195	35.400	208	214	12	1:29.530	26.033	163	21.538	186	41.959	174	215
5	1:24.376	26.257	163	22.317	199	35.802	212	214	13	1:38.571	32.329	115	28.652	136	37.590	208	190
6	1:23.714	26.540	163	21.828	198	35.346	207	219	14	1:34.379	29.154	84	26.272	175	38.953	208	215
7	1:23.467	26.283	163	21.780	198	35.404	209	214	15	1:22.681	25.898	164	21.605	199	35.178	208	215
8	1:24.952	26.848	164	22.202	201	35.902	209	216	16	1:53.302	25.901	164	21.528	200	1:05.873		215

27 Marvin Dienst, DEU ,

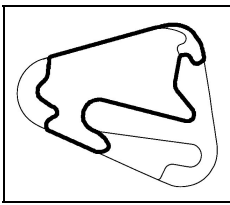
theoretical besttime: 1:22.031

1	2:27.748	1:24.524	130	24.907	157	38.317	202		9	1:24.692	25.816	163	21.528	198	37.348		214
2	1:27.349	28.249	160	22.599	177	36.501	206	178	10	5:09.489	4:12.445	161	21.747	197	35.297	207	
3	1:24.364	26.570	162	22.131	194	35.663	207	213	11	1:22.242	25.883	163	21.361	198	34.998	208	214
4	1:23.181	26.259	164	21.627	196	35.295	209	214	12	1:22.087	25.704	160	21.417	197	34.966	209	214
5	1:23.900	26.697	163	21.951	198	35.252	208	216	13	1:25.241	27.730	156	22.131	196	35.380	209	215
6	1:22.673	25.860	163	21.627	198	35.186	209	215	14	1:22.387	25.730	163	21.472	198	35.185	207	215
7	1:22.526	25.882	164	21.525	200	35.119	214	215	15	1:22.159	25.782	163	21.369	198	35.008	208	215
8	1:23.542	25.960	164	22.092	198	35.490	207	222									

28 Janneau Esmeijer, NLD ,

theoretical besttime: 1:22.404

1	1:43.921	41.063	154	23.619	168	39.239	200		9	1:22.684	26.116	162	21.445	198	35.123	208	215
2	1:24.929	27.040	161	22.148	194	35.741	206	204	10	1:22.551	26.045	162	21.523	198	34.983	207	215
3	1:23.510	26.431	163	21.818	197	35.261	207	213	11	1:23.159	26.372	162	21.497	198	35.290	208	214
4	1:23.101	26.252	163	21.801	198	35.048	207	214	12	1:26.870	26.613	162	23.149	159	37.108		215
5	1:23.349	26.198	164	21.873	198	35.278	207	214	13	4:12.102	3:11.202	162	24.429	191	36.471	207	
6	1:23.382	26.095	164	21.756	199	35.531	207	214	14	1:22.656	26.081	163	21.484	198	35.091	207	215
7	1:23.670	25.976	164	21.448	199	36.246		214									
8	3:51.663	2:54.652	163	21.766	198	35.245	209										



ADAC Formel 4

Lap analysis Free Practice 1



Provisional

DMSB Reg. Nr.: 174/15

Friday 3.7.2015 08:00



Lausitzring, Length: 3442 m
Air temperature: 26.1°C
Track temperature: 31.3°C
Weather condition: Dry

Lap	Time	SE1	SP1	SE2	SP2	SE3	SP3	TSP	Lap	Time	SE1	SP1	SE2	SP2	SE3	SP3	TSP
7	1:22.814	25.892	165	21.645	200	35.277	208	215	16	1:21.886	25.670	164	21.381	200	34.835	209	216
8	1:22.450	25.883	164	21.491	200	35.076	209	214									
9	1:23.748	25.837	165	21.559	199	36.352		215									

38 Luca Engstler, DEU ,

theoretical besttime: 1:23.876

1	2:01.954	57.632	151	25.149	186	39.173	202		9	3:32.088	2:34.049	160	21.974	196	36.065	206	
2	1:28.933	28.535	157	23.151	191	37.247	204	208	10	1:30.380	27.005	160	21.707	197	41.668	103	211
3	1:26.183	27.666	159	22.275	194	36.242	203	209	11	2:19.410	47.219	99	37.340	92	54.851		95
4	1:26.036	28.011	160	22.199	195	35.826	205	210	12	3:06.070	2:06.743	160	22.799	190	36.528	210	
5	1:25.511	27.532	159	21.905	196	36.074	205	210	13	1:26.437	27.859	159	22.815	198	35.763	208	215
6	1:25.445	27.516	161	21.897	198	36.032	206	211	14	1:23.876	26.491	163	21.649	199	35.736	209	213
7	1:24.867	26.972	162	22.055	198	35.840	206	210									
8	1:29.332	27.158	162	21.741	197	40.433		213									

44 Glenn Rupp, DEU ,

theoretical besttime: 1:23.120

1	2:10.157	1:07.004	155	24.216	174	38.937	204		10	1:24.040	26.740	164	21.952	197	35.348	207	215
2	1:29.953	29.589	159	22.896	195	37.468	207	210	11	1:24.077	26.660	162	22.056	198	35.361	207	214
3	1:26.874	27.864	162	22.534	198	36.476	208	214	12	1:23.767	26.555	161	22.037	197	35.175	207	215
4	1:25.093	27.035	163	22.175	197	35.883	210	214	13	1:23.221	26.344	163	21.773	198	35.104	207	214
5	1:24.491	26.976	162	22.046	199	35.469	207	217	14	1:23.566	26.384	163	21.829	198	35.353	208	214
6	1:24.209	26.746	162	21.916	197	35.547	206	214	15	1:23.341	26.336	163	21.766	198	35.239	207	214
7	1:25.514	27.750	163	22.099	198	35.665	207	213	16	1:23.422	26.448	161	21.725	198	35.249	207	214
8	1:24.412	26.748	162	22.105	196	35.559	206	214	17	1:23.173	26.349	163	21.680	199	35.144	206	214
9	1:24.421	26.699	160	22.014	197	35.708	208	214									

46 Mauro Auricchio, BRA ,

theoretical besttime: 1:23.649

1	2:25.993	1:21.913	109	26.138	178	37.942	204		10	2:57.957	2:00.257	161	22.001	197	35.699	207	
2	1:30.516	28.262	155	24.731	157	37.523	205	209	11	1:23.894	26.421	162	21.931	196	35.542	207	214
3	1:27.256	27.704	157	22.865	197	36.687	210	212	12	1:24.592	26.844	162	22.334	200	35.414	209	214
4	1:27.185	27.910	163	22.792	195	36.483	209	214	13	1:23.994	26.561	163	21.957	199	35.476	209	216
5	1:26.048	27.557	163	22.566	199	35.925	208	217	14	1:24.610	26.701	162	22.386	197	35.523	211	215
6	1:24.343	26.687	161	21.844	198	35.812	209	215	15	1:24.762	27.371	163	21.814	199	35.577	208	217
7	1:25.299	27.066	159	22.141	197	36.092	208	215	16	1:24.359	26.633	163	22.052	197	35.674	208	215
8	1:25.024	27.064	162	21.961	197	35.999	208	213									
9	1:37.697	26.733	163	22.426	193	48.538		214									

55 Marylin Niederhauser, CHE ,

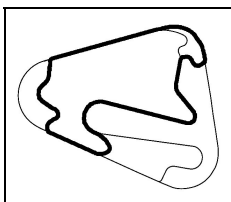
theoretical besttime: 1:27.123

1	2:41.525	1:28.196	144	28.304	172	45.025	202		9	2:46.249	1:45.491	156	23.714	191	37.044	204	
2	1:36.237	31.075	153	25.371	187	39.791	203	208	10	1:28.253	28.347	159	23.107	191	36.799	204	211
3	1:34.273	30.451	156	24.779	188	39.043	203	210	11	1:28.341	28.023	159	23.001	192	37.317	207	210
4	1:31.568	29.516	156	23.755	189	38.297	203	209	12	1:46.325	45.722	158	23.635	193	36.968	207	215
5	1:31.470	28.963	157	23.935	190	38.572	205	209	13	1:28.085	28.203	159	23.678	193	36.204	206	214
6	1:29.624	28.789	159	23.427	193	37.408	205	211	14	1:28.015	27.918	160	23.647	196	36.450	205	214
7	1:28.560	28.130	158	23.218	193	37.212	207	212									
8	1:45.312	29.704	159	23.808	190	51.800		214									

77 Job Van Uitert, NLD ,

theoretical besttime: 1:23.502

1	2:09.692	1:05.288	141	25.123	168	39.281	206		10	1:24.597	26.421	164	22.341	200	35.835	210	218
2	1:30.017	29.506	157	23.641	197	36.870	207	211	11	1:25.785	27.694	162	22.158	200	35.933	209	217
3	1:26.731	27.856	160	22.487	197	36.388	207	213	12	1:27.586	29.012	162	22.564	200	36.010	210	217
4	1:25.388	27.004	163	22.040	197	36.344	209	214	13	1:24.230	26.658	162	21.873	200	35.699	209	217
5	1:25.977	27.855	161	22.096	198	36.026	210	215	14	1:26.991	29.668	160	21.648	199	35.675	210	216
6	1:25.871	27.881	159	21.994	199	35.996	209	217	15	1:25.279	27.304	159	21.950	197	36.025	210	216
7	1:25.155	26.973	164	21.839	199	36.343	210	216	16	1:23.944	26.863	163	21.637	199	35.444	209	216
8	1:26.909	28.172	160	22.631	197	36.106	212	216	17	1:28.279	26.641	163	22.130	198	39.508		216
9	1:25.932	26.878	160	22.430	202	36.624	211	219									



Lausitzring, Length: 3442 m

Air temperature: 26.0°C

Track temperature: 31.3°C

Weather condition: Dry

ADAC Formel 4

Vmax list Free Practice 1

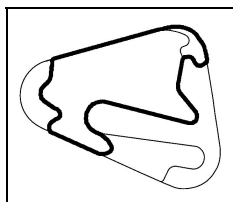
Provisional

DMSB Reg. Nr.: 174/15

Friday 3.7.2015 08:00



Nr	Team, Car, Driver, Nat	Top speed
27	HTP Juniorteam, ADAC Formel 4 powered by Abarth Dienst Marvin , DEU	221,70 km/h
6	Mücke-Motorsport, ADAC Formel 4 powered by Abarth Ortmann Mike David , DEU	220,61 km/h
9	Motopark, ADAC Formel 4 powered by Abarth Cecotto Jonathan , VEN	220,43 km/h
13	Team piroports, ADAC Formel 4 powered by Abarth Piro Cedric , DEU	219,98 km/h
26	Van Amersfoort Racing, ADAC Formel 4 powered by Abarth Newey Harrison , GBR	219,22 km/h
4	Mücke-Motorsport, ADAC Formel 4 powered by Abarth Shwartzman Robert , RUS	218,90 km/h
36	Van Amersfoort Racing, ADAC Formel 4 powered by Abarth Mawson Joey , AUS	218,73 km/h
7	Motopark, ADAC Formel 4 powered by Abarth Eriksson Joel , SWE	218,73 km/h
8	Motopark, ADAC Formel 4 powered by Abarth Fittje Jannes , DEU	218,68 km/h
77	Job van Uitert, ADAC Formel 4 powered by Abarth Van Uitert Job , NLD	218,68 km/h
16	Jenzer Motorsport, ADAC Formel 4 powered by Abarth Böckmann Marek , DEU	218,59 km/h
34	Team piroports, ADAC Formel 4 powered by Abarth Wolf Toni , DEU	218,33 km/h
20	SMG Swiss Motorsport Group, ADAC Formel 4 powered by Rogivue Nikolaj , CHE	218,10 km/h
14	Jenzer Motorsport, ADAC Formel 4 powered by Abarth Müller-Crepon Moritz , DEU	217,75 km/h
33	RS Competition, ADAC Formel 4 powered by Abarth Jonck Jan , DNK	217,62 km/h
31	Team Scheider, ADAC Formel 4 powered by Abarth Shlom Yan Leon , RUS	217,62 km/h
10	Motopark, ADAC Formel 4 powered by Abarth Waldherr Michael , DEU	217,40 km/h
21	Liqui Moly Team Engstler, ADAC Formel 4 powered by Abarth Halder Michelle , DEU	217,40 km/h
44	RS Competition, ADAC Formel 4 powered by Abarth Rupp Glenn , DEU	217,18 km/h
46	Team Scheider, ADAC Formel 4 powered by Abarth Auricchio Mauro , BRA	217,09 km/h
18	SMG Swiss Motorsport Group, ADAC Formel 4 powered by Maggi Giorgio , CHE	217,00 km/h



Lausitzring, Length: 3442 m

Air temperature: 26.0°C

Track temperature: 31.3°C

Weather condition: Dry

ADAC Formel 4

Vmax list Free Practice 1

Provisional

DMSB Reg. Nr.: 174/15

Friday 3.7.2015 08:00



Nr	Team, Car, Driver, Nat	Top speed
24	Robin Brezina, ADAC Formel 4 powered by Abarth Brezina Robin , DEU	216,78 km/h
5	Mücke-Motorsport, ADAC Formel 4 powered by Abarth Beckmann David , DEU	216,65 km/h
1	Neuhauser Racing Team, ADAC Formel 4 powered by Abarth Schramm Kim Luis , DEU	216,39 km/h
2	Neuhauser Racing Team, ADAC Formel 4 powered by Abarth Zimmermann Tim , DEU	216,30 km/h
17	Jenzer Motorsport, ADAC Formel 4 powered by Abarth Hoti Arlind , DEU	216,26 km/h
3	Mücke-Motorsport, ADAC Formel 4 powered by Abarth Mazatis Benjamin , DEU	216,22 km/h
35	HTP Juniorteam, ADAC Formel 4 powered by Abarth Schreiner Carrie , DEU	216,09 km/h
25	Van Amersfoort Racing, ADAC Formel 4 powered by Abarth Schumacher Mick , DEU	215,96 km/h
30	Team Scheider, ADAC Formel 4 powered by Abarth Kremer Jason , DEU	215,91 km/h
28	HTP Juniorteam, ADAC Formel 4 powered by Abarth Esmeijer Janneau , NLD	215,22 km/h
55	Race Performance, ADAC Formel 4 powered by Abarth Niederhauser Marylin , CHE	215,18 km/h
15	Jenzer Motorsport, ADAC Formel 4 powered by Abarth Kolkmann David , DEU	215,14 km/h
38	Liqui Moly Team Engstler, ADAC Formel 4 powered by Abarth Engstler Luca , DEU	214,96 km/h